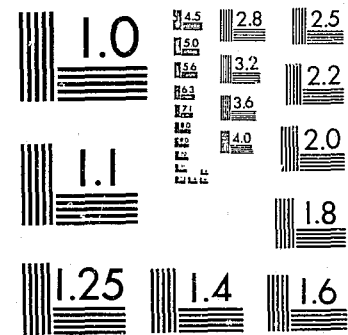




This microfiche was produced from documents received for inclusion in the NCJRS data base. Since NCJRS cannot exercise control over the physical condition of the documents submitted, the individual frame quality will vary. The resolution chart on this frame may be used to evaluate the document quality.



MICROCOPY RESOLUTION TEST CHART
NATIONAL BUREAU OF STANDARDS-1963-A

Microfilming procedures used to create this fiche comply with the standards set forth in 41CFR 101-11.504.

Points of view or opinions stated in this document are those of the author(s) and do not represent the official position or policies of the U. S. Department of Justice.

National Institute of Justice
United States Department of Justice
Washington, D. C. 20531


6-17-83

CR. J. J. +
3-27-83



State court caseload statistics:

Annual Report, 1977



CONFERENCE OF STATE COURT ADMINISTRATORS • ALABAMA • ALASKA • ARIZONA • AR
CALIFORNIA • COLORADO • CONNECTICUT • DELAWARE • DISTRICT OF COLUMBIA •
GEORGIA • HAWAII • IDAHO • ILLINOIS • INDIANA • IOWA • KANSAS • KENTUCKY • LO
MAINE • MARYLAND • MASSACHUSETTS • MICHIGAN • MINNESOTA • MISSISSIPPI • M
MONTANA • NEBRASKA • NEVADA • NEW HAMPSHIRE • NEW JERSEY • NEW MEXICO • NE
INA • NORTH DAKOTA • OHIO • OKLAHOMA • OREGON • PENNSYLVANIA •
UTH CAROLINA • SOUTH DAKOTA • TENNESSEE • TEXAS • UTAH • V
ASHINGTON • WEST VIRGINIA • WISCONSIN • WYOMING • ALABAMA • ALA
CALIFORNIA • COLORADO • CONNECTICUT • DELAWARE • DISTRICT OF C
ORGIA • HAWAII • IDAHO • ILLINOIS • INDIANA • IOWA • KANSAS • KEN
MAINE • MARYLAND • MASSACHUSETTS • MICHIGAN • MINNESOTA • MIS
ONTANA • NEBRASKA • NEVADA • NEW HAMPSHIRE • NEW JERSEY • NEW
ORTH CAROLINA • NORTH DAKOTA • OHIO • OKLAHOMA • OREGON • PE
RHODE ISLAND • SOUTH CAROLINA • SOUTH DAKOTA • TENNESSEE • TEXAS
IA • WASHINGTON • WEST VIRGINIA • WISCONSIN • WYOMING • ALABAMA

86854


State court caseload statistics:

Annual Report, 1977

NCJRS

JAN 28 1983

ACQUISITIONS



CONFERENCE OF STATE COURT ADMINISTRATORS • ALABAMA • ALASKA • ARIZONA • AR
CALIFORNIA • COLORADO • CONNECTICUT • DELAWARE • DISTRICT OF COLUMBIA •
GEORGIA • HAWAII • IDAHO • ILLINOIS • INDIANA • IOWA • KANSAS • KENTUCKY • LO
MAINE • MARYLAND • MASSACHUSETTS • MICHIGAN • MINNESOTA • MISSISSIPPI • M
MONTANA • NEBRASKA • NEVADA • NEW HAMPSHIRE • NEW JERSEY • NEW MEXICO • NE
NORTH CAROLINA • NORTH DAKOTA • OHIO • OKLAHOMA • OREGON • PENNSYLVANIA •
ISLAND • SOUTH CAROLINA • SOUTH DAKOTA • TENNESSEE • TEXAS • UTAH • V
VIRGINIA • WASHINGTON • WEST VIRGINIA • WISCONSIN • WYOMING • ALABAMA • ALA
ARKANSAS • CALIFORNIA • COLORADO • CONNECTICUT • DELAWARE • DISTRICT OF C
FLORIDA • GEORGIA • HAWAII • IDAHO • ILLINOIS • INDIANA • IOWA • KANSAS • KEN
LOUISIANA • MAINE • MARYLAND • MASSACHUSETTS • MICHIGAN • MINNESOTA • MIS
MISSOURI • MONTANA • NEBRASKA • NEVADA • NEW HAMPSHIRE • NEW JERSEY • NEW
NEW YORK • NORTH CAROLINA • NORTH DAKOTA • OHIO • OKLAHOMA • OREGON • PE
PUERTORICO • RHODE ISLAND • SOUTH CAROLINA • SOUTH DAKOTA • TENNESSEE • TEXAS
UTAH • VIRGINIA • WASHINGTON • WEST VIRGINIA • WISCONSIN • WYOMING • ALABAMA

U.S. Department of Justice
National Institute of Justice

86854

This document has been reproduced exactly as received from the person or organization originating it. Points of view or opinions stated in this document are those of the authors and do not necessarily represent the official position or policies of the National Institute of Justice.

Permission to reproduce this copyrighted material in microfilm only has been granted by

National Center for
State Courts

to the National Criminal Justice Reference Service (NCJRS).

Further reproduction outside of the NCJRS system requires permission of the copyright owner.

NATIONAL CENTER
FOR STATE COURTS

National Courts Statistics Project
November, 1982

I M P O R T A N T

We have provided an evaluation sheet at the end of this publication. It will assist us in improving future reports if you complete and return it at your convenience.

This project was supported by Federal Grant No. 82BJ-CX-K014 awarded to the National Center for State Courts, Williamsburg, Virginia, by the Bureau of Justice Statistics (BJS), U.S. Department of Justice, under the Omnibus Crime Control and Safe Streets Act of 1968, as amended. The National Court Statistics Project is directed by Victor E. Flango for the National Center for State Courts and monitored by Carla K. Gaskins for BJS. Points of view or opinions stated in this document are those of the author and do not necessarily represent the official position or policies of the U.S. Department of Justice.

Copyright © 1982 by National Center for State Courts
Printed in United States of America

National Center Publication No. R-0078

This State Court Caseload Statistics Annual Report, 1977 is the third in a series of documents containing statistical caseload data compiled from the annual reports of each state court system and from other available data. It is the result of the cooperative effort of the National Center for State Courts and the Conference of State Court Administrators (COSCA) to develop within the National Center a national database of state court caseload statistics.

The National Court Statistics Project (NCSP) continues to expand the scope of its activities and capabilities, shifting its focus from data collection and publication to the analysis of these data for the benefit of the courts community. This yearly Annual Report, however, will continue to be the principal project publication. From year to year the data contained in it demonstrate the gradual improvement and increasing quality of court data.

The Conference of State Court Administrators (COSCA) has continued to give its support to the National Court Statistics Project in its efforts to establish within the National Center for State Courts (NCSC) the capability of gathering, analyzing, and disseminating statistical information on each state court system in the nation. The project has been made a cooperative effort between COSCA and the NCSC by giving policy control and direction over the project to a committee of state court administrators selected from COSCA.

This third edition of the Annual Report has undergone some major format changes from that used for previous editions. These changes were made to emphasize the data that are available. Although the contents and manner of presentation of the summary tables contained in Part I of the report are not identical to those contained in previous editions of the report, the reader who is interested in tracking the same data elements from

The National Center has been assisted in the production of the Annual Report by state and local-level court personnel from across the country who provide the raw data for it. The assistance and leadership of COSCA and especially the COSCA-NCSP Committee, chaired successively by Bert Montague, Larry Polansky, and now by Walter Kane, while this report was under production, have been responsible for providing guidance to project staff, helping to find ways to present these data in a way that is both comprehensive and comprehensible.



Edward B. McConnell
Executive Director
National Center for State Courts

year to year should not have any difficulty locating the comparable figure in each edition of the report.

As always, we must caution the reader of this report to pay close attention to all the indications of the completeness and comparability of data, and to read the introduction to the report where the methodology used to construct the report and the limitations on its use are set out. An inspection of the three currently available editions of the report should demonstrate to the reader that the quality and quantity of court-related data continue to improve.



Walter J. Kane, Chairman
COSCA-NCSP Committee
Conference of State Court
Administrators

Conference of State Court Administrators National Court Statistics Project Committee

Walter J. Kane, Chairman (1982)
State Court Administrator, Rhode Island

Larry P. Polansky, Chairman (1981 to 1982)
Executive Officer of the District
of Columbia Courts

Bert M. Montague, Chairman (1979 to 1981)
Administrative Director, Administrative
Office of the Courts, North Carolina

Alexander F. Barbieri (1977 to present)
State Court Administrator, Pennsylvania

Elizabeth D. Belshaw (1977 to 1979 and
1981 to present)
State Court Administrator, Oregon

William G. Bohn (1982 to present)
State Court Administrator, North Dakota

Hugh M. Collins (1982 to present)
Deputy Judicial Administrator, Louisiana

Roy O. Gulley (1978 to present)
Director, Administrative Office of the Courts,
Illinois

Laurence C. Harmon (1979 to 1981)
State Court Administrator, Minnesota

Jan H. Schultz (1982)
Manager of Agency Information Systems, Alabama

James D. Thomas (1979 to 1982)
State Court Administrator, Colorado

Eulalio A. Torres (1980 to 1982)
Administrative Director of the Court,
Puerto Rico

National Center for State Courts Board of Directors

Chief Judge Lawrence H. Cook, President
Court of Appeals of New York

Chief Justice Joe R. Greenhill, President-elect
Supreme Court of Texas

Lester Earl Cingcade, Vice-President
Administrative Director of the Courts, Hawaii

Vice Chief Justice B. Don Barnes
Supreme Court of Oklahoma

Judge Dorothy T. Beasley
State Court of Fulton County, Georgia

Judge George C. Berry
Probate Court, Missouri

Presiding Judge Robert C. Broomfield
Superior Court of Maricopa County, Arizona

Judge Mercedes F. Deiz
Circuit Court of Oregon

Chief Judge Ralph J. Erickstad
Supreme Court of North Dakota

Haliburton Fales, 2d
White and Case, New York

Chief Justice William H. D. Fones
Supreme Court of Tennessee

Linwood Holton
Vice-President and General Counsel
American Council of Life Insurance, D.C.

Judge Wilfred W. Nuernberger
Separate Juvenile Court of Lancaster County,
Nebraska

Presiding Justice John T. Racanelli
Court of Appeal, California

Chief Justice William S. Richardson
Supreme Court of Hawaii

Judge Kaliste J. Saloom, Jr.
City Court of Lafayette, Louisiana

Presiding Judge Leo M. Spellacy
Court of Common Pleas of Cuyahoga County,
Ohio

Charles H. Starrett, Jr.
Court Administrator, Court of Common
Pleas of Allegheny County, Pennsylvania

James D. Thomas
State Court Administrator, Colorado

Executive Director: Edward B. McConnell

National Court Statistics Project Staff

Victor E. Flango, Project Director
Nora F. Blair, Staff Associate
Mary Louise Clifford, Staff Associate
Mary E. Elsner, Staff Associate
J. Michael Gray, Legal Research Assistant
Patrick W. Herman, Legal Research Assistant
Brenda W. Jones, Project Secretary

Brenda N. Snyder, Word Processing Supervisor
Patricia H. Maddox, Word Processing Secretary
Lynn C. Adams, Word Processing Secretary
Judith A. Brown, Word Processing Secretary

Acknowledgments

The preparation of State Court Caseload Statistics: Annual Report, 1977 has been supervised and greatly assisted by the committee appointed from the membership of the Conference of State Court Administrators (OSCA). The committee members have given generously of their time, talent, and experience, and their participation has been invaluable to the project staff. The positive control exerted by OSCA through this committee, using a review and approval process, has greatly enhanced the quality of this report.

The OSCA NCSF Committee members, however, are not the only OSCA members whose assistance has been vital to the production of this document. The administrators and their staff in all the 50 states, the District of Columbia, Guam, and Puerto Rico have provided the project with whatever research materials they had available, both published and unpublished, and they have been consistently patient and helpful in answering written and telephoned inquiries for more data or for explanations of the data provided. Their continuing support of the development of a national data base of state court statistics within the National Center for

State Courts is the crucial element in determining the quality of the statistics that are being gathered.

Also directly responsible for many improvements in the current edition of the Annual Report over previous editions of the series are the members of the Methodological Review Panel who reviewed previous editions of the Annual Report series and recommended changes that could be made to improve it. Many of these recommendations have been incorporated into the current report.

The members of the National Conference of Appellate Court Clerks are another indispensable source of much-needed data. The clerks volunteered to provide and verify appellate court data that in many states are unavailable from any other source. Their assistance has been invaluable in increasing both the quantity and the quality of appellate court data available to the project.

The National Court Statistics Project staff would like to recognize and thank all these many individuals who have contributed to this third in the series of annual reports on state court caseload statistics.

Highlights

Substantial effort by the National Court Statistics Project (NCSP) staff and the Conference of State Court Administrators NCSP Committee was required to develop a methodology for displaying nationwide state court caseload for the first annual report, published in 1979 to cover the 1975 court year. During preliminary attempts to aggregate available statistics into specific groupings, it became obvious that any realistic compilation must have a structure derived from, not superimposed upon, the data reported by the states. The second annual report, published in 1980, reflected that orientation and emphasis, with augmentations made to better display the data and to accommodate the addition of limited jurisdiction data. In this, the third edition of the Annual Report series, the summary tables were extensively revised to reflect recommendations made by members of the Methodological Review Panel. The summary statistics as presented here reflect the existing situation in state court statistics and are presented in a format designed to increase their usefulness.

For the reader of this document, cautionary notes necessarily abound. Because of many state-to-state variations in the kinds of data reported, the summary tables in this annual report do not permit extensive, valid, direct comparisons of caseload among states without careful examination of all the factors involved in assuring that the data are comparable. Variations in data availability, court organization, subject matter jurisdiction, definitions of case types and units of count, reporting periods, and the degrees of completeness and accuracy of data all combine to make cross-jurisdictional comparisons extremely complex. These variations are discussed in general terms in the introduction to the report on pages 1 through 9. The limitations on analysis section (pages 6 and 7) provides an indication of the kinds of analysis that can and cannot be made with the data in this report.

Comparisons between the 1977 data contained in this report and the 1975 and 1976 data contained in the first two reports in this series should be made only after careful examination of the factors mentioned above to ascertain that these factors have not changed for the courts of interest.

Production of the Annual Report series is an evolutionary process with the long-term goal of improvement of the statistical series being foremost for the National Court Statistics Project. This process is discussed on pages 12 through 13 with the dynamics for improvement and interrelationships of project documents being discussed on pages 13 through 15.

The report is divided into two parts, each with its own purpose. The summary statistical tables in Part I were constructed from the individual court profiles for all the states found in Part II. Users of the report may wish to locate a summary table of interest, for example, one containing caseload inventory data for domestic rela-

tions cases in Part I. An examination of the data contained in the table may stimulate some questions which may be answered in part by reference to either the court organization charts or individual court profiles contained in Part II. Another approach would be to first examine a court profile in Part II of the document, and then turn to the associated summary tables in Part I to compare caseload volume of other courts with similar jurisdiction to that of the court of interest. Depending on the interest of the user, one can proceed from the general to the specific or vice versa.

This two-part structure for the document made it necessary that its preparation proceed in stages. Data were first compiled into nationwide volume statistics (beginning pending, filed, disposed, and end pending), and then the volume statistics were broken down where possible into broad category classifications, chosen to reflect the kinds of data being reported by the states. This approach required initial preparation of an overview court organization chart and an individual statistical profile for each state's appellate and trial courts. The resulting documentation makes up Part II of this report (pages to).

Data availability has improved greatly from the first half of this century, when the first national compilation of caseload data was attempted. This improvement in the quantity of available data has continued with significantly more data being reported for 1977 than for 1975 or 1976. Some gross volume data are displayed in this report for all appellate courts, for most of the trial courts of general jurisdiction, and for many of the trial courts of limited or special jurisdiction. However, the validity and reliability of much of the data reported has not been ascertained.

Several general observations can be made about the 1977 state court caseload data. First, in addition to the increase in data available, the number of cases filed in the courts has also increased from 1976 to 1977. The caseload estimates indicate that the number of cases filed per judge has increased. Most trial courts also reported increases in the number of filings from 1976 to 1977. Second, the courts have managed to handle this increase in filings fairly well with most courts disposing between 90 and 100 percent of the number of cases filed. A few courts disposed more cases than were filed. The disposition rates of less than 100 percent, however, mean that most courts are adding to their pending caseload. For courts reporting pending caseload, most had increases of less than 20 percent. Finally, for courts reporting pending and filed data, the number of cases pending at the end of the year as a percent of the number of cases filed was less than 50 percent for most courts of last resort, less than 70 percent for most intermediate appellate courts and for civil caseload in most trial courts, less than 50 percent for criminal caseload in most trial courts,

and less than 30 percent for traffic and juvenile caseload in most trial courts.

The composition of the caseload of the courts is also of interest. In the appellate courts, the data available indicate that approximately 55 percent of the appeals filed in 1977 were civil appeals. For the trial courts in 1977 the caseload estimates indicate that of the 83 million cases filed, approximately 12.8 million were civil cases, 10.2 million were criminal cases, 59 million were traffic cases, and 1.3 million were juvenile cases.

The detail charts and statistical profiles in Part II are helpful references because they indicate not only the organization and subject matter jurisdiction of the courts in each state, but also the differences in reporting periods, units of count, and variations in case categories and classifications. They show at a glance how much data were available for comparison purposes.

Contents

	Page
Foreword	iii
Acknowledgments	v
Highlights	vi
List of figures	ix
List of tables	ix
List of state court statistical profiles	xii

Introduction

National Court Statistics Project	1
Methodology employed	1
Data sources	1
Scope of the report	1
Category classifications	2
Format used	2
Profiles	2
Summary tables	2
Footnotes	3
Verification of data	3
Limitations on use of data	3
Variations in court organization	4
Variations in subject matter jurisdiction	4
Variations in definitions	4
Variations in completeness and accuracy of data	6
Variations in reporting periods	6
Limitations on analysis	7
Statistical series continuing development	8
Dynamics of improvement	9

Part I: 1977 State court caseload summary statistics

Introduction	13
Measures of analysis used on summary tables	13
Disposed as a percent of filed	13
End pending as a percent of filed	13
Number change in pending caseload	13
Percent change in pending caseload	13
Filed per unit of population	13
Disposed and end pending per unit of population	13
Filed and disposed per judge	14
Appellate court summary statistics	14
Trial court summary statistics	33

Part II: State court statistical profiles

Explanation of contents of each profile	118
Prototype of state court system chart	119
Prototype of court of last resort or intermediate appellate court chart	120
Prototype of general, limited, or special jurisdiction court chart	122
State court profiles: Alabama through Wyoming	126

Appendices

Appendix A: Technical discussion of estimation procedure	453
Appendix B: Sources of 1977 state court caseload statistics	458

List of figures

Figure A: Civil case definition, for state courts not using the filing of a petition or complaint	Page 4
Figure B: Criminal case unit of count, used by trial courts, by state	5
Figure C: Reporting periods for state courts, not using the calendar year, 1977	7

List of tables

Table 1: Reported and estimated national caseflow for courts of last resort, intermediate appellate courts, and all appellate courts, 1977. Estimated cases per judge and per 100,000 population	16
Table 2: Reported appellate court caseflow for courts of last resort, intermediate appellate courts, and all appellate courts, 1977. Number and percent change in pending. Number of courts of last resort and intermediate appellate courts. Number of judges in each appellate court. 1977 state population in thousands. Reported national totals with number of states reporting and percent of population represented	17
Table 3: Detailed category caseflow for courts of last resort, 1977. Appeals, original proceedings, requests to appeal, and total cases. Reported national totals with number of states reporting and percent of population represented	20
Table 4: Detailed category caseflow for intermediate appellate courts, 1977. Appeals, original proceedings, requests to appeal, and total cases. Reported national totals with number of states reporting and percent of population represented	22
Table 5: Caseflow for courts of last resort in states with intermediate appellate courts, 1977. State population. Disposed and end pending as a percent of filed. Number and percent change in pending. Filed and disposed per judge. Filed, disposed, and end pending per 100,000 population.	23
Table 6: Caseflow for courts of last resort in states without intermediate appellate courts, 1977. State population. Disposed and end pending as a percent of filed. Number and percent change in pending. Filed and disposed per judge. Filed, disposed, and end pending per 100,000 population	24
Table 7: Caseflow for intermediate appellate courts, 1977. State population. Disposed and end pending as a percent of filed. Number and percent change in pending. Filed and disposed per judge. Filed, disposed, and end pending per 100,000 population	25
Table 8: Caseflow for appeals and requests to appeal (civil and criminal) and total cases for courts of last resort, 1977	26
Table 9: Caseflow for appeals and requests to appeal (civil and criminal) and total cases for intermediate appellate courts, 1977	28
Table 10: Time interval (days) data for courts of last resort and intermediate appellate courts, 1977. Courts grouped by beginning event point. Beginning event to briefs filed, to argument or submission, and to decision announced. Argument or submission to decision announced. Type of cases included and statistic type (mean or median)	29
Table 11: Filed cases for appellate courts, 1968-1977. Appellate courts reporting five or more years of cases filed data	30
Table 12: Number and percent change in filed cases year to year for appellate courts, 1968-1977. Appellate courts reporting five or more years of cases filed data	31
Table 13: Reported national caseflow (civil, criminal, traffic, juvenile, and total) in general jurisdiction, limited jurisdiction, and all trial courts, 1977. Estimated civil, criminal, juvenile, traffic, and total cases filed and disposed in all trial courts	34
Table 14: Reported general jurisdiction caseflow, 1977. Civil, criminal, traffic, juvenile, and total cases, with state population and number of judges	38
Table 15: Reported limited jurisdiction caseflow, 1977. Civil, criminal, traffic, juvenile, and total cases, with state population and number of judges	42
Table 16: General jurisdiction, limited jurisdiction, and all trial courts total caseflow, 1977. State population. Disposed and end pending as a percent of filed. Number and percent change in pending	50
Table 17: General jurisdiction, limited jurisdiction, and all trial courts civil caseflow, 1977. State population. Disposed and end pending as a percent of filed. Number and percent change in pending	54
Table 18: Composition of civil case filings in general jurisdiction courts, 1977. State and court. Civil case categories	56
Table 19: Composition of civil case dispositions in general jurisdiction courts, 1977. State and court. Civil case categories	58
Table 20: Tort caseflow for trial courts, 1977. State population. Courts reporting tort (auto, professional, product liability, and other tort) caseflow. Disposed and end pending as a percent of filed. Number and percent change in pending. Filed per 100,000 population	61

	Page
Table 21: Contract caseflow for trial courts, 1977. State population. Courts reporting contract caseflow. Disposed and end pending as a percent of filed. Number and percent change in pending. Filed per 100,000 population	62
Table 22: Small claims caseflow for trial courts, 1977. State population. Courts reporting small claims caseflow. Disposed and end pending as a percent of filed. Number and percent change in pending. Filed per 100,000 population	63
Table 23: Real property rights caseflow for trial courts, 1977. State population. Courts reporting real property rights caseflow. Disposed and end pending as a percent of filed. Number and percent change in pending. Filed per 100,000 population	64
Table 24: Domestic relations caseflow for trial courts, 1977. State population. Courts reporting domestic relations caseflow. Disposed and end pending as a percent of filed. Number and percent change in pending. Filed per 100,000 population	66
Table 25: Estate caseflow for trial courts, 1977. State population. Courts reporting estate caseflow. Disposed and end pending as a percent of filed. Number and percent change in pending. Filed per 100,000 population	68
Table 26: Mental health caseflow for trial courts, 1977. State population. Courts reporting mental health caseflow. Disposed and end pending as a percent of filed. Number and percent change in pending. Filed per 100,000 population	69
Table 27: Civil appeals caseflow for trial courts, 1977. State population. Courts reporting civil appeals caseflow. Disposed and end pending as a percent of filed. Number and percent change in pending. Filed per 100,000 population	70
Table 28: General jurisdiction, limited jurisdiction, and all trial courts criminal caseflow, 1977. State adult population within unit of count groupings. Disposed and end pending as a percent of filed. Number and percent change in pending	72
Table 29: Composition of criminal case filings in general jurisdiction courts, 1977. State and court. Criminal case categories	74
Table 30: Composition of criminal case dispositions in general jurisdiction courts, 1977. State and court. Criminal case categories	76
Table 31: Felony caseflow for general jurisdiction courts, 1977. State adult population within unit of count groupings. Courts reporting felony caseflow. Disposed and end pending as a percent of filed. Number and percent change in pending. Filed per 100,000 adult population	78
Table 32: Misdemeanor caseflow for trial courts, 1977. State adult population within unit of count groupings. Courts reporting misdemeanor caseflow. Disposed and end pending as a percent of filed. Number and percent change in pending. Filed per 100,000 adult population	80
Table 33: Combined felony and misdemeanor caseflow, 1977. State adult population within unit of count groupings. Courts reporting felony, misdemeanor, or felony/misdemeanor caseflow. Disposed and end pending as a percent of filed. Number and percent change in pending. Filed per 100,000 adult population	82
Table 34: Ordinance violation caseflow for trial courts, 1977. State population within unit of count groupings. Courts reporting ordinance violations caseflow. Disposed and end pending as a percent of filed. Number and percent change in pending. Filed per 100,000 adult population	85
Table 35: Preliminary hearing caseflow for trial courts, 1977. State adult population within unit of count groupings. Courts reporting felony preliminary caseflow. Disposed and end pending as a percent of filed. Number and percent change in pending. Filed per 100,000 adult population	86
Table 36: Criminal appeals caseflow for trial courts, 1977. State adult population within unit of count groupings. Courts reporting criminal appeals caseflow. Disposed and end pending as a percent of filed. Number and percent change in pending. Filed per 100,000 adult population	87
Table 37: Criminal disposition types for trial courts, 1977. State adult population within unit of count groupings. Courts reporting criminal disposition types. Pleas, total convictions, trial convictions, acquitted, nolle prosequi, and dismissed. Each disposition type as a percent of criminal dispositions	88
Table 38: Criminal trial data for trial courts, 1977. State adult population within unit of count groupings. Courts reporting criminal trial data. Case categories included in data are listed. Trial definitions. Jury and non-jury trials as a percent of total trials. Jury, non-jury, and total trials as a percent of criminal dispositions	90
Table 39: General jurisdiction, limited jurisdiction, and all trial courts traffic caseflow, 1977. State population. Disposed and end pending as a percent of filed. Number and percent change in pending	94
Table 40: DWI/DUI caseflow for trial courts, 1977. State population. Courts reporting DWI/DUI caseflow. Disposed and end pending as a percent of filed. Number and percent change in pending. Filed per 100,000 population	96
Table 41: Other traffic violations caseflow for trial courts, 1977. State population. Courts reporting other traffic violations caseflow. Disposed and end pending as a percent of filed. Number and percent change in pending. Filed per 100,000 population	97

	Page
Table 42: Traffic disposition types for trial courts, 1977. State population. Courts reporting traffic disposition type data. Pleas, violations bureau, bail or bond forfeitures, total convictions, trial convictions, acquitted, nolle prosequi, and dismissed. Each disposition type as a percent of traffic dispositions	98
Table 43: General jurisdiction, limited jurisdiction, and all trial courts juvenile caseflow, 1977. State juvenile population. Disposed and end pending as a percent of filed. Number and percent change in pending	100
Table 44: Criminal-type offense caseflow for trial courts, 1977. State juvenile population. Courts reporting criminal-type caseflow. Disposed and end pending as a percent of filed. Number and percent change in pending. Filed per 100,000 juvenile population	102
Table 45: Status offense caseflow for trial courts, 1977. State juvenile population. Courts reporting status offenses caseflow. Disposed and end pending as a percent of filed. Number and percent change in pending. Filed per 100,000 juvenile population	103
Table 46: Non-offense caseflow for trial courts, 1977. State juvenile population. Courts reporting non-offense caseflow. Disposed and end pending as a percent of filed. Number and percent change in pending. Filed per 100,000 juvenile population	104
Table 47: Jury trials for civil, criminal, traffic, juvenile, and total caseflow, 1977. State population. Courts reporting jury trial data. Civil, criminal, traffic, juvenile, and total dispositions. Jury trials as a percent of dispositions	106
Table 48: Filed cases (total, civil, criminal, and juvenile cases) for trial courts, 1968-1977. Trial courts reporting five or more years of cases filed data	109
Table 49: Number and percent change in filed cases (total, civil, criminal, and juvenile cases) year to year for trial courts, 1968-1977. Trial courts reporting five or more years of cases filed data	112

State Court Statistical Profiles

	Page		Page
Prototype			
State Court System, 1977	119	Arizona Superior Court--court of general jurisdiction.	141
Court of last resort or intermediate appellate court	120	Arizona Justices of the Peace--court of limited jurisdiction.	142
Court of general, limited, or special jurisdiction.	122	Arizona City Magistrates--court of limited jurisdiction.	142
Alabama		Arkansas	
Alabama Court System, 1977	126	Arkansas Court System, 1977.	144
Alabama Supreme Court--court of last resort.	127	Arkansas Supreme Court--court of last resort	145
Alabama Court of Civil Appeals--intermediate appellate court	128	Arkansas Circuit Court--court of general jurisdiction.	146
Alabama Court of Criminal Appeals--intermediate appellate court	129	Arkansas Chancery and Probate Court--court of general jurisdiction.	146
Alabama Circuit Court--court of general jurisdiction.	130	Arkansas Court of Common Pleas--court of limited jurisdiction.	147
Alabama District Court--court of limited jurisdiction.	131	Arkansas County Court--court of limited jurisdiction.	147
Alabama Probate Court--court of limited jurisdiction.	131	Arkansas Municipal Court--court of limited jurisdiction.	148
Alabama Municipal Court--court of limited jurisdiction.	131	Arkansas City Court, Police Court, and Justice of the Peace Court--courts of limited jurisdiction	148
Alaska		California	
Alaska Court System, 1977.	132	California Court System, 1977.	150
Alaska Supreme Court--court of last resort	133	California Supreme Court--court of last resort	151
Alaska Superior Court--court of general jurisdiction.	134	California Courts of Appeal--intermediate appellate court	152
Alaska District Court--court of limited jurisdiction.	136	California Superior Court--court of general jurisdiction.	153
Alaska Magistrates Court--court of limited jurisdiction.	137	California Municipal Court--court of limited jurisdiction.	154
Arizona		California Justice Court--court of limited jurisdiction.	155
Arizona Court System, 1977	138	Colorado	
Arizona Supreme Court--court of last resort.	139	Colorado Court System, 1977.	158
Arizona Court of Appeals--intermediate appellate court	140	Colorado Supreme Court--court of last resort	159

	Page		Page
Colorado Court of Appeals--intermediate appellate court	160	Georgia Justice of the Peace Court--court of limited jurisdiction	191
Colorado District Court, Denver Superior Court, Denver Juvenile Court, and Denver Probate Court--court of general jurisdiction	160	Georgia Recorder's Court, Mayor's Court, Municipal Court, City Council Court, Police Court, Criminal Court--court of limited jurisdiction	191
Colorado Water Court--court of general jurisdiction	162	Guam	
Colorado County Court--court of limited jurisdiction	162	Guam Court System, 1977	192
Colorado Municipal Court--court of limited jurisdiction	163	Superior Court--Court of general jurisdiction	193
Connecticut		Hawaii	
Connecticut Court System, 1977	164	Hawaii Court System, 1977	194
Connecticut Supreme Court--court of last resort	165	Hawaii Supreme Court--court of last resort	195
Connecticut Superior Court--court of general jurisdiction	166	Hawaii Circuit Court--court of general jurisdiction	196
Connecticut Court of Common Pleas--court of limited jurisdiction	167	Hawaii Land Court--court of general jurisdiction	198
Connecticut Probate Court--court of limited jurisdiction	168	Hawaii Tax Appeal Court--court of general jurisdiction	198
Connecticut Juvenile Court--court of limited jurisdiction	168	Hawaii District Court--court of limited jurisdiction	199
Delaware		Idaho	
Delaware Court System, 1977	170	Idaho Court System, 1977	200
Delaware Supreme Court--court of last resort	171	Idaho Supreme Court--court of last resort	201
Delaware Court of Chancery--court of general jurisdiction	171	Idaho District Court--court of general jurisdiction	202
Delaware Superior Court--court of general jurisdiction	172	Idaho Magistrates Division of District Court--court of general jurisdiction	203
Delaware Court of Common Pleas--court of limited jurisdiction	173	Illinois	
Municipal Court of Wilmington, Delaware--court of limited jurisdiction	173	Illinois Court System, 1977	206
Delaware Family Court--court of limited jurisdiction	174	Illinois Supreme Court--court of last resort	207
Delaware Justice of the Peace Court--court of limited jurisdiction	174	Illinois Appellate Court--intermediate appellate court	208
Delaware Alderman's Court--court of limited jurisdiction	175	Illinois Circuit Court--court of general jurisdiction	209
District of Columbia		Indiana	
District of Columbia Court System, 1977	176	Indiana Court System, 1977	212
District of Columbia Court of Appeals--court of last resort	177	Indiana Supreme Court--court of last resort	213
District of Columbia Superior Court--court of general jurisdiction	178	Indiana Court of Appeals--intermediate appellate court	214
Florida		Indiana Superior Court and Circuit Court--court of general jurisdiction	214
Florida Court System, 1977	180	Criminal Court of Marion County, Indiana--court of general jurisdiction	216
Florida Supreme Court--court of last resort	181	Indiana County Court--court of limited jurisdiction	216
Florida District Courts of Appeal--intermediate appellate court	182	Municipal Court of Marion County, Indiana--court of limited jurisdiction	217
Florida Circuit Court--court of general jurisdiction	183	Indiana Probate Court--court of limited jurisdiction	218
Florida County Court--court of limited jurisdiction	184	Juvenile Court of Marion County, Indiana--court of limited jurisdiction	219
Georgia		Indiana City Court--court of limited jurisdiction	219
Georgia Court System, 1977	186	Indiana Town Court--court of limited jurisdiction	219
Georgia Supreme Court--court of last resort	187	Indiana Justice of the Peace Court--court of limited jurisdiction	219
Georgia Court of Appeals--intermediate appellate court	187	Small Claims Court of Marion County, Indiana--court of limited jurisdiction	219
Georgia Superior Court--court of general jurisdiction	188	Iowa	
Georgia State Court and County Court--courts of limited jurisdiction	189	Iowa Court System, 1977	220
Georgia Probate Court--court of limited jurisdiction	190	Iowa Supreme Court--court of last resort	221
Georgia Juvenile Court--court of limited jurisdiction	190	Iowa Court of Appeals--intermediate appellate court	223
Georgia Municipal Court--court of limited jurisdiction	191	Iowa District Court--court of general jurisdiction	224
Georgia Civil Court--court of limited jurisdiction	191	Kansas	
Georgia Small Claims Court--court of limited jurisdiction	191	Kansas Court System, 1977	226
Georgia Magistrate's Court--court of limited jurisdiction	191	Kansas Supreme Court--court of last resort	228
		Kansas Court of Appeals--intermediate appellate court	229
		Kansas District Court--court of general jurisdiction	230

	Page		Page
Kansas County Court--court of limited jurisdiction	232	Massachusetts Probate Court --court of limited jurisdiction	262
Kansas Probate Court and Juvenile Court--courts of limited jurisdiction	233	Massachusetts Land Court--court of limited jurisdiction	262
Kansas City Court, Magistrate Court, and Common Pleas Court--courts of limited jurisdiction	234	Michigan	
Kansas Municipal Court--court of limited jurisdiction	234	Michigan Court System, 1977	264
Kentucky		Michigan Supreme Court--court of last resort	265
Kentucky Court System, 1977	236	Michigan Court of Appeals--intermediate appellate court	266
Kentucky Supreme Court--court of last resort	237	Michigan Circuit Court--court of general jurisdiction	266
Kentucky Court of Appeals--intermediate appellate court	238	Michigan Court of Claims--court of general jurisdiction	267
Kentucky Circuit Court--court of general jurisdiction	238	Recorder's Court of Detroit, Michigan--court of general jurisdiction	268
Kentucky County Court, Quarterly Court, Police Court, and Justice Court--courts of limited jurisdiction	239	Common Pleas Court of Detroit, Michigan--court of limited jurisdiction	269
Louisiana		Michigan District Court--court of limited jurisdiction	270
Louisiana Court System, 1977	240	Michigan Municipal Court--court of limited jurisdiction	271
Louisiana Supreme Court--court of last resort	241	Michigan Probate Court--court of limited jurisdiction	272
Louisiana Courts of Appeal--intermediate appellate court	242	Minnesota	
Louisiana District Court--court of general jurisdiction	243	Minnesota Court System, 1977	274
Louisiana Family Court and Juvenile Court--courts of limited jurisdiction	243	Minnesota Supreme Court--court of last resort	275
Louisiana City Court, Parish Court, and New Orleans Municipal and Traffic Court--courts of limited jurisdiction	244	Minnesota District Court--court of general jurisdiction	276
Louisiana Justice of the Peace Court--court of limited jurisdiction	244	Minnesota Conciliation Court--court of limited jurisdiction	276
Louisiana Mayor's Court--court of limited jurisdiction	244	Minnesota County Municipal Court--court of limited jurisdiction	277
Maine		Minnesota County Court--court of limited jurisdiction	278
Maine Court System, 1977	246	Minnesota Probate Court--court of limited jurisdiction	279
Maine Supreme Judicial Court--court of last resort	247	Mississippi	
Maine Superior Court--court of general jurisdiction	248	Mississippi Court System, 1977	280
Maine District Court--court of limited jurisdiction	249	Mississippi Supreme Court--court of last resort	281
Maine Probate Court--court of limited jurisdiction	249	Mississippi Circuit Court--court of general jurisdiction	282
Maine Administrative Court--court of limited jurisdiction	249	Mississippi Chancery Court--court of general jurisdiction	282
Maryland		Mississippi County Court--court of limited jurisdiction	283
Maryland Court System, 1977	250	Mississippi Justice Court--court of limited jurisdiction	283
Maryland Court of Appeals--court of last resort	251	Mississippi Family Court--court of limited jurisdiction	283
Maryland Court of Special Appeals--intermediate appellate court	252	Mississippi Municipal Court--court of limited jurisdiction	283
Maryland Circuit Court--court of general jurisdiction	252	Missouri	
Maryland District Court--court of limited jurisdiction	254	Missouri Court System, 1977	284
Maryland Orphan's Court--court of limited jurisdiction	254	Missouri Supreme Court--court of last resort	285
Massachusetts		Missouri Court of Appeals--intermediate appellate court	286
Massachusetts Court System, 1977	256	Missouri Circuit Court and Court of Common Pleas--court of general jurisdiction	287
Massachusetts Supreme Judicial Court--court of last resort	257	St. Louis Court of Criminal Correction, Missouri--court of limited jurisdiction	288
Massachusetts Appeals Court--intermediate appellate court	257	Missouri Magistrate Court--court of limited jurisdiction	289
Massachusetts Superior Court--court of general jurisdiction	258	Missouri Probate Court--court of limited jurisdiction	289
Massachusetts District Court--court of limited jurisdiction	259	Missouri Municipal Court--court of limited jurisdiction	289
Boston Municipal Court, Massachusetts--court of limited jurisdiction	260	Montana	
Massachusetts Housing Court--court of limited jurisdiction	261	Montana Court System, 1977	290
Massachusetts Juvenile Court--court of limited jurisdiction	261	Montana Supreme Court--court of last resort	291
		Montana District Court--court of general jurisdiction	291
		Montana Justice Court--court of limited jurisdiction	291

	Page		Page
Montana City Court--court of limited jurisdiction	291	New York Appellate Terms of the Supreme Court--intermediate appellate court	323
Montana Municipal Court--court of limited jurisdiction	291	New York Supreme Court and County Court--courts of general jurisdiction	324
Nebraska		Civil Court of the City of New York--court of limited jurisdiction	325
Nebraska Court System, 1977	292	Criminal Court of the City of New York--court of limited jurisdiction	326
Nebraska Supreme Court--court of last resort	293	New York Court of Claims--court of limited jurisdiction	327
Nebraska District Court--court of general jurisdiction	293	New York Surrogates' Court--court of limited jurisdiction	327
Nebraska County Court--court of limited jurisdiction	294	New York Family Court--court of limited jurisdiction	328
Nebraska Separate Juvenile Court--court of limited jurisdiction	294	New York District Court and City Court--courts of limited jurisdiction	329
Nebraska Municipal Court--court of limited jurisdiction	295	New York Town and Village Court--court of limited jurisdiction	330
Nebraska Workmen's Compensation Court--court of limited jurisdiction	295		
Nevada		North Carolina	
Nevada Court System, 1977	296	North Carolina Court System, 1977	332
Nevada Supreme Court--court of last resort	297	North Carolina Supreme Court--court of last resort	333
Nevada District Court--court of general jurisdiction	298	North Carolina Court of Appeals--intermediate appellate court	334
Nevada Justice Court--court of limited jurisdiction	298	North Carolina Superior Court--court of general jurisdiction	335
Nevada Municipal Court--court of limited jurisdiction	298	North Carolina District Court--court of limited jurisdiction	336
New Hampshire		North Dakota	
New Hampshire Court System, 1977	300	North Dakota Court System, 1977	338
New Hampshire Supreme Court--court of last resort	301	North Dakota Supreme Court--court of last resort	339
New Hampshire Superior Court--court of general jurisdiction	301	North Dakota District Court--court of general jurisdiction	340
New Hampshire District Court--court of limited jurisdiction	302	North Dakota County Court with Increased Jurisdiction--court of limited jurisdiction	341
New Hampshire Probate Court--court of limited jurisdiction	303	North Dakota Municipal Court--court of limited jurisdiction	342
New Hampshire Municipal Court--court of limited jurisdiction	304	North Dakota County Probate Court--court of limited jurisdiction	342
New Jersey		North Dakota County Justice Court--court of limited jurisdiction	343
New Jersey Court System, 1977	306	Ohio	
New Jersey Supreme Court--court of last resort	307	Ohio Court System, 1977	344
New Jersey Appellate Division of Superior Court--intermediate appellate court	308	Ohio Supreme Court--court of last resort	345
New Jersey Superior Court (Law Division and Chancery Division) and County Court--court of general jurisdiction	309	Ohio Court of Appeals--intermediate appellate court	345
New Jersey County District Court--court of limited jurisdiction	311	Ohio Court of Common Pleas--court of general jurisdiction	346
New Jersey Juvenile and Domestic Relations Court--court of limited jurisdiction	312	Ohio County Court--court of limited jurisdiction	347
New Jersey Municipal Court--court of limited jurisdiction	313	Ohio Municipal Court--court of limited jurisdiction	348
New Jersey Surrogates	313	Ohio Court of Claims--court of limited jurisdiction	350
New Mexico		Ohio Mayors' Court--court of limited jurisdiction	350
New Mexico Court System, 1977	314	Oklahoma	
New Mexico Supreme Court--court of last resort	315	Oklahoma Court System, 1977	352
New Mexico Court of Appeals--intermediate appellate court	316	Oklahoma Supreme Court--court of last resort	353
New Mexico District Court--court of general jurisdiction	317	Oklahoma Court of Criminal Appeals--court of last resort	354
New Mexico Magistrate Court--court of limited jurisdiction	318	Oklahoma Court of Appeals--intermediate appellate court	354
New Mexico Probate Court--court of limited jurisdiction	318	Oklahoma District Court--court of general jurisdiction	355
New Mexico Municipal Court--court of limited jurisdiction	318	Oklahoma State Industrial Court--court of limited jurisdiction	356
Small Claims Court of Albuquerque, New Mexico--court of limited jurisdiction	318	Oklahoma Court of Bank Review--court of limited jurisdiction	357
New York		Oklahoma Court of Tax Review--court of limited jurisdiction	357
New York Court System, 1977	320	Oklahoma Municipal Criminal Court of Record--court of limited jurisdiction	357
New York Court of Appeals--court of last resort	321	Oklahoma Municipal Court Not of Record--court of limited jurisdiction	357
New York Appellate Divisions of the Supreme Court--intermediate appellate court	322		

	Page		Page
Oregon		South Dakota	
Oregon Court System, 1977	358	South Dakota Court System, 1977	394
Oregon Supreme Court--court of last resort	359	South Dakota Supreme Court--court of last resort	395
Oregon Court of Appeals--intermediate appellate court	360	South Dakota Circuit Court--court of general jurisdiction	396
Oregon Circuit Court--court of general jurisdiction	361	Tennessee	
Oregon Tax Court--court of general jurisdiction	362	Tennessee Court System, 1977	398
Oregon District Court--court of limited jurisdiction	362	Tennessee Supreme Court--court of last resort	399
Oregon County Court--court of limited jurisdiction	363	Tennessee Court of Appeals--intermediate appellate court	399
Oregon Justice Court--court of limited jurisdiction	364	Tennessee Court of Criminal Appeals--intermediate appellate court	400
Oregon Municipal Court--court of limited jurisdiction	364	Tennessee Circuit Court and Criminal Court--courts of general jurisdiction	400
Pennsylvania		Tennessee Law and Equity Court--court of general jurisdiction	402
Pennsylvania Court System, 1977	366	Tennessee Chancery Court--court of general jurisdiction	404
Pennsylvania Supreme Court--court of last resort	367	Tennessee Probate Court--court of limited jurisdiction	405
Pennsylvania Superior Court--intermediate appellate court	368	Tennessee County Court--court of limited jurisdiction	405
Pennsylvania Commonwealth Court--intermediate appellate court	368	Tennessee Juvenile Court--court of limited jurisdiction	405
Pennsylvania Court of Common Pleas--court of general jurisdiction	369	Tennessee General Sessions Court--court of limited jurisdiction	405
Pennsylvania District Justice Court--court of limited jurisdiction	370	Tennessee Municipal Court--court of limited jurisdiction	405
Philadelphia Municipal Court, Pennsylvania--court of limited jurisdiction	371	Tennessee Justice of the Peace Court--court of limited jurisdiction	405
Pittsburgh City Magistrates, Pennsylvania--court of limited jurisdiction	371	Texas	
Philadelphia Traffic Court, Pennsylvania--court of limited jurisdiction	372	Texas Court System, 1977	406
Puerto Rico		Texas Supreme Court--court of last resort	407
Puerto Rico Court System, 1977	374	Texas Court of Criminal Appeals--court of last resort	408
Puerto Rico Supreme Court--court of last resort	375	Texas Courts of Civil Appeals--intermediate appellate court	409
Puerto Rico Superior Court--court of general jurisdiction	376	Texas District Court, Criminal District Court, Domestic Relations Court, and Juvenile Court--courts of general jurisdiction	410
Puerto Rico District Court--court of limited jurisdiction	378	Texas County Court at Law, Constitutional County Court, and Probate Court--courts of limited jurisdiction	412
Puerto Rico Justices of the Peace--court of limited jurisdiction	379	Texas Municipal Court--court of limited jurisdiction	413
Puerto Rico Municipal Court--court of limited jurisdiction	380	Texas Justice of the Peace Court--court of limited jurisdiction	414
Rhode Island		Utah	
Rhode Island Court System, 1977	382	Utah Court System, 1977	416
Rhode Island Supreme Court--court of last resort	383	Utah Supreme Court--court of last resort	417
Rhode Island Superior Court--court of general jurisdiction	384	Utah District Court--court of general jurisdiction	418
Rhode Island Family Court--court of limited jurisdiction	385	Utah City Court--court of limited jurisdiction	419
Rhode Island District Court--court of limited jurisdiction	386	Utah Justice of the Peace Court--court of limited jurisdiction	420
Rhode Island Municipal Court--court of limited jurisdiction	386	Utah Juvenile Court--court of limited jurisdiction	420
Rhode Island Probate Court--court of limited jurisdiction	386	Vermont	
South Carolina		Vermont Court System, 1977	422
South Carolina Court System, 1977	388	Vermont Supreme Court--court of last resort	423
South Carolina Supreme Court--court of last resort	389	Vermont Superior Court--court of general jurisdiction	424
South Carolina Circuit Court--court of general jurisdiction	390	Vermont District Court--court of general jurisdiction	425
South Carolina County Court and Civil and Criminal Court--courts of limited jurisdiction	390	Vermont Probate Court--court of limited jurisdiction	426
South Carolina Family Court--court of limited jurisdiction	391	Virginia	
South Carolina Magistrate Court--court of limited jurisdiction	392	Virginia Court System, 1977	428
South Carolina Probate Court--court of limited jurisdiction	392	Virginia Supreme Court--court of last resort	429
South Carolina Municipal Court--court of limited jurisdiction	392	Virginia Circuit Court--court of general jurisdiction	430
		Virginia District Court--court of limited jurisdiction	431

	Page		Page
Washington		West Virginia Municipal Court--court of limited jurisdiction	440
Washington Court System, 1977	432		
Washington Supreme Court--court of last resort	433	Wisconsin	
Washington Court of Appeals--intermediate appellate court	434	Wisconsin Court System, 1977	442
Washington Superior Court--court of general jurisdiction	435	Wisconsin Supreme Court--court of last resort	443
Washington District Court and Justices of the Peace--courts of limited jurisdiction	436	Wisconsin Circuit Court and County Court--courts of general jurisdiction	444
Washington Municipal Court--court of limited jurisdiction	437	Wisconsin Municipal Justice Court--court of limited jurisdiction	445
West Virginia		Wyoming	
West Virginia Court System, 1977	438	Wyoming Court System, 1977	446
West Virginia Supreme Court of Appeals--court of last resort	439	Wyoming Supreme Court--court of last resort	447
West Virginia Circuit Court--court of general jurisdiction	439	Wyoming District Court--court of general jurisdiction	448
West Virginia Magistrate Court--court of limited jurisdiction	440	Wyoming Justice Court--court of limited jurisdiction	448
		Wyoming Municipal Court--court of limited jurisdiction	448

Introduction

National Court Statistics Project

The Annual Report series of state court caseload statistics is the product of the continuing cooperative relationship between the Conference of State Court Administrators (COSCA) and the National Center for State Courts (NCSC). Financial management, project management, and project staffing responsibility are assumed by the National Court Statistics Project (NCSP) of the NCSC. COSCA, through its NCSP Committee, provides general policy review, guidance, and control over all project activities.

The twin goals of the National Court Statistics Project are to collect, compile, analyze, and disseminate state court caseload statistics and to help states improve the quality of the data they report by assisting them in resolving their statistical problems. The Annual Report series responds directly to the first goal by compiling all available state court caseload data from the 50 states, the District of Columbia, Guam and Puerto Rico.¹ These NCSC goals require the careful choosing of an annual report series methodology for assembling the caseload data that are available from each of the states.

Methodology employed

Data sources

The sources of data for the tables presented in this series are published annual reports provided by the states and unpublished statistical material requested of and supplied by state court administrators and appellate court clerks. (Appendix A of this report identifies the sources of data from each state.)

In addition to a review of all published and unpublished data received from the states, a study was made of all available reporting forms and instructions used by the states to collect caseload statistics from their respective courts. Additional relevant information was secured from appropriate personnel in each state. As the project progressed, telephone contact and follow-up correspondence were used to collect missing data, confirm the accuracy of available data, and determine the legal jurisdiction of each court.

Each administrative office of the courts completed a check-off sheet to indicate the types of cases handled by each court. Beyond this, infor-

¹Repetition of "50 states, the District of Columbia, and Puerto Rico" becomes very cumbersome. Throughout the rest of this report, states and court systems will be used even though the reporting units being discussed may include the District of Columbia, Guam, and Puerto Rico.

mation was collected concerning the number of judges per court or court system (from annual reports, offices of state court administrators, and appellate clerks), the state population (based on Bureau of the Census 1977 revised estimates), other 1977 demographic data (taken from the Statistical Abstract of the United States: 1979²), and special characteristics regarding subject matter jurisdiction and court structure. When explanation of a court's jurisdiction was not directly obtainable, available information was used from the National Survey of Court Organization.³

Scope of the report

The first annual report (1975) presented available caseload data for state appellate courts and trial courts of general jurisdiction, and for selected categories (juvenile, domestic relations, probate and mental health) in limited jurisdiction courts. The second annual report (1976) again presented available data for appellate courts and courts of general jurisdiction, and also expanded to include all available caseload data for all limited jurisdiction courts. As data from each court level became more complete, future aggregation of trial court caseloads should become more meaningful.

The 1976 report was expanded to include Puerto Rico. The addition of Puerto Rico to the series was made possible through translation assistance provided by the Puerto Rico Office of Court Administration. Data from Guam was available for the 1977 court year, so it was added to this edition of the report. The scope of future reports will be broadened, if possible, to include American Samoa and the Virgin Islands.

This report reflects court organization and jurisdiction as it existed in 1977, but the reader should keep in mind that court systems are not static entities. For example, the trial courts were unified in Kansas during the 1977 court year, and an intermediate appellate court was created. Since 1977, both Kentucky and Missouri have unified their trial courts, and Alaska, Hawaii, and Iowa have all added intermediate appellate courts. Other states have made changes in the jurisdiction of individual courts. Texas has united its Domestic Relations Court and Juvenile Court into the District Court system, and the dollar amount limits of civil jurisdiction has changed

²U.S. Bureau of the Census, Statistical Abstract of the United States: 1979 (Washington, D. C.: U.S. Government Printing Office, 1979).

³U.S. Law Enforcement Assistance Administration, National Survey of Court Organization (Washington, D. C.: U.S. Government Printing Office, 1973). Supplements published in 1975 and 1977.

in many courts. Because court organizational or jurisdictional characteristics change over time, caution should be exercised in attempting to compare the data in this 1977 report with earlier data or with more current data.

Category classifications

When data for the 1975 report were being assembled, a classification problem arose because of the multitude of terms being used by the states to report their caseloads. The case categories ultimately used in the 1975 annual report were dictated by the variety and quantity of data reported by the states. NCSF compilation efforts required the establishment of both valid and uniform case categories.

Some changes were made to these categories for the 1976 annual report, primarily in criminal case categories, where two new categories have been added. Ordinance violations accommodates the addition of full coverage of limited jurisdiction courts; and felony/misdemeanor accommodates those courts that do not separate criminal cases into felony and misdemeanor. In the 1975 annual report, these cases were classified as other criminal.

Traffic cases were removed from the criminal category to become an independent category equal to civil, criminal, and juvenile. Subcategories adopted for traffic were DWI/DUI (driving while intoxicated/driving under the influence), parking, and other traffic violations.

Another change that was made for the 1976 report was the relabeling of one juvenile case subcategory. Children in need of supervision, a term used in the 1975 annual report, has been changed to status offenses, a term used increasingly throughout the country. Additional changes to the case classification structure were made for the 1977 edition of the report. The three categories of torts--auto tort, non-auto tort, and unclassified tort--are now reported under the main civil heading of tort. The subcategories were redivided into auto tort, professional tort, product liability tort, and other tort. The subcategories of marriage dissolution, support/custody, adoption, and other domestic relations were added under the main civil heading of domestic relations. The probate category was renamed estate and the subcategories of probate/wills/intestate, guardianship/conservatorship/trusteeship and other estate added under it. Civil appeals were subdivided into appeal of administrative agency case and appeal of trial court case. Sentence review only cases were added as a civil major heading. Finally, the names of two main juvenile categories were changed. Delinquency was renamed criminal-type offense case and dependency and neglect became non-offense case.

Changes were made to the appellate reporting format also. The subcategories of civil, criminal, postconviction remedy, administrative agency, and juvenile were added under the main headings of appeals and requests to appeal. Original proceedings were divided into original jurisdiction, disciplinary, and advisory opinion cases. Sentence review only was added as a separate heading under other cases.

NCSF case categories used for this 1977 report appear as principal headings in the summary tables in Part I, and in each court's profile in Part II. Terminology used within each state is displayed on each court's profile as subheadings under the boldface NCSF main headings. The NCSF main headings are categories used uniformly for all the states. For example, a state's "application for leave to appeal" was classified under the NCSF category of request to appeal in all tables. Explanations used in source documents to clarify a state's data are included, as are explanations to clarify project staff's arrangement of that data. These appear, where appropriate, as footnotes in each court's profile and as footnotes to the summary tables.

Format used

Profiles. After case categories were established to classify available 1977 case data, a profile of the courts in each state was constructed. Each state profile for 1977 contains the following:

--A chart depicting the organization of the court system within the state, the jurisdiction and route of appeal for each court, the number of judges, and information on kinds of trials.

--A set of tables containing the case-related data received from each state court (or court system).

Summary Tables. Data from each state profile were transferred into summary tables designed to display for the record the kinds of available data that could be aggregated. The summary tables are divided into two major sections (appellate and trial) to reflect the two major levels of court.

Appellate courts include both courts of last resort (the final court or courts of appeal within a particular state) and intermediate appellate courts (the court or courts in which the primary work is the disposition of initial appeals received from trial courts of general jurisdiction or administrative agencies, and in which some decisions are subject to appeal or review by a court of last resort). For purposes of displaying data, the courts of last resort have been divided into two groups: those in states with intermediate appellate courts and those in states without intermediate appellate courts. With few exceptions, this division also conveniently separates courts of last resort according to whether or not they have almost complete discretionary jurisdiction. Courts of last resort in states without intermediate appellate courts generally have little or no discretionary jurisdiction, although there are exceptions, such as Virginia and West Virginia.

For purposes of this report, a trial court was considered to be a court of general jurisdiction if it met one of the following criteria:

--The individual state considers it a general jurisdiction court.

--Felony cases are tried and felony sentences given for all types of felony cases.

--The judges of the court are general jurisdiction court judges sitting on temporary assign-

ment. All other trial courts were classified as limited or special jurisdiction courts.

Footnotes. Standard footnote headings have been adopted for use in this report and will continue to be used in the annual report series. Footnotes that contain information on the completeness and quality of the data are included on the summary tables. If more information is needed, the user should consult the individual court profiles where all footnotes are given.

Verification of data

With the cooperation of the Conference of State Court Administrators, all data were submitted for review and verification to the appropriate state court administrator's office. An additional check was provided through the cooperation of the National Conference of Appellate Court Clerks (NCACC), which invited NCSF staff to submit appellate court data for review and verification to the appropriate clerk of the appellate court in each state. This process also included followup by NCSF staff through telephone or letter contact with the state personnel. Finally, the format, content, and limitations of data tables have been reviewed and approved by the OSCA NCSF Committee, which guides the National Court Statistics Project.

Limitations on use of data displayed

The four major uses of court statistical data, as identified in the NCSF publication, State Court Caseload Statistics: The State of the Art⁴, are: (1) operational (aiding in the execution of routine day-to-day activities at the local level); (2) management (decision-making at the state or local level concerned with improvement of the court process and system-wide efficiency in the use of court resources); (3) internal planning and research (goal setting and policy planning to establish longterm programs and identify evolving problems); and (4) indirect court uses (decision-making by those outside the courts concerned with policy making or research about court operations). The various uses of court statistics require different levels of detail and analysis, but the availability of detailed statistics is dependent upon the statistical reporting system used at the state or local level. This annual report has restricted its scope to the level of detail currently available from state-level reporting systems.

Operational decisions are made at the local level and require detailed information on a case-by-case basis. These decisions must be made daily and cannot be based upon year-end summary statistics such as those contained in this 1977 report.

Management decisions can be made at either the state or local level and require aggregation of detailed information used for operational decisions. Caseload management data such as that needed to determine the status of the preparation of the record for appeal or to generate exception reports are gathered by state reporting systems, but this kind of information is also case specific

and too detailed to be compiled and used for nationwide comparisons. In contrast, state-level summary statistics would be useful on a national basis for comparison and research purposes in areas such as comparisons of time lapses in case processing to establish norms or guides; analyses to determine assignments of judges needed to relieve backlog; analyses to determine the need for additional judges, support personnel, or facilities; and analyses to determine if an intermediate appellate court should be created.

In response to the recognized need for certain management data nationally, the 1977 Annual Report has concentrated on uniformly classifying caseload data and on compiling available case processing time data. Caseload and case processing are major components of court workload, which the NCSF has defined to mean all court-related matters that consume time and effort (hence, purely administrative and ministerial functions are also included as workload). Measurement of court workload per se is not directly addressed in this report, but caseload inventory data and data regarding the number of trials do provide partial indications of the extent of judicial activity. The data presented in this report reflect the quantity of management data now available from each state's reporting system in published and unpublished reports.

Internal planning and research, as well as planning and research by those outside the court system, require a much wider range of data and analysis than operation and management decisions. The information necessary for these purposes often includes not only an aggregation of data on caseload and caseload, but also specific data regarding status of cases, as well as information on court operations, judicial budgets, actions prior to filing a case, and actions after disposition of a case. Of interest to some individuals within and outside the court system are studies on a wide range of subjects, such as the effect and cost of litigation, bail availability and uniformity including recognizance/10% bail programs, the validity of case weighting techniques, sentence disparity patterns, the effects of plea negotiation on caseloads, and the impact of legislation. The level needed to answer these questions is, however, beyond the capabilities of most state or even local court information systems. Basic information on caseload is adequate for many other planning and research issues where the level of needed detail is not as high. These latter kinds of issues include, for example, case filing and disposition trend analysis, caseload composition analysis, analysis of reversal rates, time lapse analysis to establish norms and guides, and forecasting of caseload volumes and facilities needs.

Because few states report data suitable for all kinds of planning and research purposes, and because most states report only certain types of data, the NCSF initially chose to include in the

⁴U.S. Law Enforcement Assistance Administration, State Court Caseload Statistics: The State of the Art (Washington, D. C.: U.S. Government Printing Office, 1978).

national series only those kinds of data that either were already fairly widely available or could be made available without requiring undue effort. Enough states reported trend data, caseload by category, number of reversals, and time-to-disposition data to warrant inclusion of these topics in this report. For those states reporting, some preliminary analysis can be made. For those states not supplying basic data, gaps and "not/available" entries in the profiles and blank spaces in the summary charts draw attention to the missing data. As the gaps in these kinds of data are filled, the annual report series can be expanded to include broader and more sophisticated compilations and analyses.

There are many current variations, as indicated by footnotes, in court data that must be considered before the summary tables can be used to make comparisons between courts or states. Variations that limit the comparability of the 1977 data include: court organization, subject matter jurisdiction, case definition, completeness, accuracy, and reporting periods. These variations are discussed in broad terms below.

Variations in court organization

In any comparison of court statistics among states, differences in court organization must be considered. For example, it should be kept in mind that during 1977:

--Two states (Oklahoma and Texas) had two courts of last resort, (Guam has no court of last resort) (its appeals go into the Federal system), while the remaining states had only one court of last resort.

--Twenty-seven states had intermediate appellate courts; four of these (Alabama, New York, Pennsylvania, Tennessee) had two intermediate appellate courts.

--The number of appellate judges per state (considering only full-time judges and not commissioners or temporary judges) varied from 0 to 63.

--The number of different kinds of trial courts in a state ranged from 1 (in states with a unified court system) to 15. There were four states (Idaho, Illinois, Iowa, South Dakota) and the District of Columbia with no limited jurisdiction trial courts.

Variations in subject matter jurisdiction

The subject matter jurisdiction of both appellate and trial courts also varies widely among the states. Some states have a dual appellate route--one for civil cases and one for criminal cases. One of the primary determinants of the discretionary jurisdiction of a court of last resort appears to be the presence or absence of an intermediate appellate court. Courts of last resort in states with intermediate appellate courts generally have wide discretion in determining the matters they will hear. Appeals must generally be heard as a matter of right by intermediate appellate courts and by courts of last resort in states without intermediate appellate courts (Virginia and West Virginia are exceptions). Caseload comparisons both within and among states that do not take variations in jurisdiction into account will not be valid.

The same kind of wide variation exists in the kinds of cases over which trial courts have jurisdiction. For example, general jurisdiction courts in states with unified trial courts handle all cases from parking violations to felonies and from small claims to the largest civil actions. Another state may have general jurisdiction courts with a criminal division that handles only felony matters (after preliminary hearing in a limited jurisdiction court) and a civil division that handles no civil cases involving less than \$10,000. Similarly, some limited and special jurisdiction courts may handle only small claims cases while others may try civil cases for amounts up to \$300,000. In criminal matters, some limited jurisdiction courts accept only guilty pleas for traffic and ordinance violation cases while others may try serious misdemeanor cases or felony cases carrying a maximum sentence of 5 years. In summary, when comparing trial court statistics, the differences in jurisdiction both within and among states must be examined.

Variations in definitions

Problems relating to definitions of courts' statistical terms abound in both appellate and trial courts. Published source documents generally provide few, if any, definitions to assist in comparing statistics among states. Much of the

Figure A: Civil case definition, for state courts not using the filing of a petition or complaint

State	Placed on Calendar	Note of Issue	New Claim or Ancillary Proceeding	No Consistent Definition
District of Columbia	Superior Court			
Minnesota		All trial courts		
New Hampshire				All trial courts
New Jersey	Superior Court (Law Division and Chancery Division) and County Court			
Oklahoma			State Industrial Court	

Figure B: Criminal case unit of count, used by trial courts, by state

State	Court	Information or indictment	Information, indictment, or complaint	Defendants on information or indictment	Defendants on information, indictment, or complaint	Charges	Case number	No consistent definition
Alabama	Circuit Court			X				
Alaska	Superior Court	X						
Arizona	All other trial courts		X					
	Superior Court			X				
	Justices of the Peace				X			
Arkansas	Circuit Court	X						
California	All other trial courts		X					
	Superior Court			X				
Colorado	All other trial courts			X				
	District Court				X			
	County Court							
Connecticut	Superior Court			X				
	Court of Common Pleas				X			
Delaware	Superior Court			X				
	All other trial courts					X		
District of Columbia	Superior Court				X			
Florida	All trial courts				X			
Guam								
Georgia	All trial courts		X					
Hawaii	Circuit Court			X				
	District Court					X		
	District Court			X				
	Magistrates Division				X			
Illinois	Circuit Court		X					
Indiana	All trial courts		X					
Iowa	District Court	X						
Kansas	All trial courts		X					
Kentucky	Circuit Court			X				
	All other trial courts				X			
Louisiana	District Court			X				
	All other trial courts		X					
Maine	All trial courts		X					
Maryland	Circuit Court	X						
	District Court					X		
Massachusetts	Superior Court	X						
	All other trial courts		X					
Michigan	All trial courts				X			
Minnesota	All trial courts							X
Mississippi	Circuit Court	X						
Missouri	Circuit Court and Court of Common Pleas	X						
	St. Louis Court of Criminal Correction		X					
Montana	District Court		X					
Nebraska	District Court			X				
	County Court			X				
	Municipal Court		X					
Nevada	District Court				X			
New Hampshire	All trial courts				X			
New Jersey	Superior Court (Law Division) and County Court	X						X
	All other trial courts		X					
New Mexico	District Court				X			
	Magistrate Court		X					
New York	Supreme Court and County Court			X				
	All other trial courts				X			
North Carolina	All trial courts							X
North Dakota	District Court	X						
	All other trial courts		X					
Ohio	All trial courts			X				
Oklahoma	District Court	X						
Oregon	All trial courts						X	
Pennsylvania	Court of Common Pleas and Philadelphia Municipal Court			X				
	District Justice Court				X			
Puerto Rico	All trial courts					X		
Rhode Island	Superior Court	X						
	All other trial courts		X					
South Carolina	All trial courts	X						
South Dakota	Circuit Court	X						
Tennessee	All trial courts	X						
Texas	District Court and Criminal District Court			X				
	All other trial courts				X			
Utah	All trial courts		X					
Vermont	Superior Court	X						
	District Court		X					
Virginia	Circuit Court			X				
	District Court				X			
Washington	Superior Court			X				
	All other trial courts				X			
West Virginia	Circuit Court							X
Wisconsin	Circuit Court and County Court	X						
	Municipal Justice Court		X					
Wyoming	District Court	X						

definition information used in preparation of this report came from ancillary sources.

Case definitions are often difficult to establish for appellate courts. For example, some states do not distinguish an appeal from motions or other procedural matters that consume minimal time. Some states report total cases processed without any indication as to what types of proceedings constitute the total. Other states include in their caseload only appeals that were decided on the merits. In addition, classification of the same kind of proceeding varies from state to state. For example, habeas corpus may be listed as a separate category, or may be classified under any of three categories--appeals, original proceedings, or motions. To minimize such classification problems in computing national caseload statistics, this report has defined an "appellate case" to include any appeal, original proceeding, request to appeal, or sentence review only case, and has placed each state's separable case data within these classifications. The use of this broad definition of "case" does not completely solve the problem of comparability. Comparison of judicial productivity among appellate courts requires that each court define cases in a similar manner. Some appellate courts include all original proceedings while others report no original proceedings; therefore, their total case figures are not comparable.

Trial courts show similar problems with case definitions. Charts A and B display the existing variation in civil case definitions and criminal case units of count, respectively.

Reference to Charts A and B shows that the problem of case definition in trial courts is more acute on the criminal side. Forty-six states, Puerto Rico, and Guam, count civil cases in all trial courts when the petition or complaint is filed. In criminal cases, however, the two major units of count are almost evenly divided. Paper documents filed are the count unit for all courts in 22 states and Guam, while the number of defendants is the count unit for all courts in 16 states and the District of Columbia.

Trial court case category definitions also vary from state to state. Domestic relations may include all family matters in some states while other states report only divorce cases as domestic relations. Also, there is variation in the types of criminal cases classified by statute as felonies or misdemeanors. Certain drug offenses may be serious felonies in one state, but only misdemeanors in another state. Because such problems exist for these and all other case categories, the case categories used in this report are those that seem most appropriate, given the data available.

Variations in completeness and accuracy of data

Incomplete data and questionable accuracy of reported data have been a major concern to the staff of this project. As the appellate court summary tables show, the amount and type of data available (published and unpublished) had no common denominator, and very little consensus exists among states as to the appellate case categories

that should be reported. Very few states consistently report the volume of appellate court data by case category and by filings, dispositions, and pending cases.

Overall, the trial courts were more consistent in reporting 1977 data. During the verification process, all states were requested to provide caseload breakdowns for civil, criminal, traffic, and juvenile cases in their trial courts. One state was unable to provide trial court data and another provided data for one of the state's largest counties only. The remaining 48 states, the District of Columbia, Guam, and Puerto Rico provided at least civil and criminal breakdowns for total cases processed in general jurisdiction courts for 1977. Only four states and Guam reported no limited jurisdiction data. Data were reported for 121 of the 175 limited jurisdiction courts.

In order to produce the statistics contained in this report, a great deal of effort was expended by the National Court Statistics Project staff in collecting missing data, whether from published or ancillary sources, in defining terminology, and in identifying categories in which cases should be placed. In other words, data contained in this report cannot be replicated solely from available published material. Even after this extensive data-gathering effort, large gaps remain in the data collected.

Extensive effort was required to validate NCSP classification of data provided by the states and to avoid further distortion of any data received. The National Court Statistics Project staff made no attempt to assess the underlying validity or accuracy of the data received from the states. For example, the published cumulative case statistics for appellate courts or for trial courts frequently did not balance with reported totals within each category. Such discrepancies were seldom footnoted or explained in published state reports. These discrepancies are, however, footnoted in the court statistical profiles in Part II of this report.

Variations in reporting periods

As indicated on profile headings and in Chart C, most states report data by calendar year; many report by fiscal year, however, and a few report appellate court data by court term. Therefore, the time spans covered in this report are not always directly comparable.

Although dates included in this report cover reporting periods of approximately uniform length, the starting and ending dates for the reporting periods vary both within and among states. Differences in reporting periods have little effect on cumulative data elements such as filing and dispositions since no matter when the reporting period began and ended, the data cover one complete year. Pending data are greatly affected, though, since they represent a "snapshot" in time and can vary greatly depending on when that snapshot was taken. Chart C displays the actual reporting periods for all courts not using the calendar year for the reporting period.

Figure C: Reporting periods for state courts, not using calendar year, 1977

State	Reporting Period				
	7/01/76- 6/30/77	8/01/76- 7/31/77	9/01/76- 8/31/77	10/01/76- 9/30/77	2/1/77- 2/2/78
Alabama				All appellate courts	
California	All courts				
Colorado	All courts				
Connecticut	All courts				
Delaware	All trial courts				
Georgia	All but Court of Appeals				
Hawaii	All courts				
Kansas	All courts				
Maine	District Court and Administrative Court				
Maryland	All courts				
Massachusetts	All but Appeals Court				
Michigan	All trial courts but Recorder's Court of Detroit				
Missouri	All courts				
Montana	All trial courts				
Nebraska	Workmen's Compensation Court		Supreme Court		
New Hampshire	Probate Court	All but Probate Court			
New Jersey			All courts		
North Carolina					Supreme Court
Puerto Rico	All courts				
Rhode Island				Supreme Court	
South Dakota	Circuit Court				
Utah	All but Supreme Court, Justice Court, and Juvenile Court				
Vermont	All courts				
Wisconsin	Supreme Court				

Limitations on analysis

The many variations outlined above make it imperative that information for all courts be carefully examined before comparisons are made.

Some types of analysis are not justified, given the problems of comparability. These include, but are not limited to, the following:

--Comparison of disposition rates. Justifications may have varying rules or procedures for purging cases that have been dormant.

--Comparison of volume data across all states (courts). Even at the NCSP category level, differences exist in cases included, e.g., courts may or may not include administratively handled probate matters with those that are judicially handled.

--Comparison of caseload per judge across all states (courts). The differences in definitions and subject matter jurisdiction mean that caseload per judge is not a "clean" measure of productivity.

--Comparison of volume of juvenile cases across all states (courts). The statutory age when a juvenile becomes an adult varies. This variation affects the volume of both juvenile filings and adult criminal filings.

--Comparison of caseloads in which data are missing. All footnotes on the data are essential and should be observed, especially those describing incomplete data or case definitions.

--Comparison of volume of pending cases or proportion of pending cases to filed cases across all states (courts). The point of filing may differ greatly (notice of appeal or submission in appellate courts; petition filed or note of issue for civil cases) and this may affect the size of the pending caseload. Differences in the starting and ending points of the court year may also effect this measure.

--Comparison of the volume of small claims cases across all states (courts). The limits on the amounts involved in small claims cases varies from state to state, and, in some places, from court to court.

--Inappropriate use of national totals. Data have been aggregated in order to make rough estimates of overall national totals for this report, but this has been done without regard to definitions of case categories and units of count. National aggregations really have little meaning at this time. The national estimates contained in this report should be viewed only as gross, "ballpark" estimates, and not as representing the exact volume of cases in state courts.

Despite the list of analyses that should not be performed, the data in this report do have significant analysis potential. Although the central purpose of this report is to record the data it-

self, some comparisons and analyses can be done. A few examples are as follows:

--Comparison of time to decision in appellate courts. These comparisons can be made from Table 10 for courts at the same level that use the same event for the start of the time interval.

--Comparison of the proportion of trials for felony cases. These comparisons can be made from Table 37 for trial courts that have similar units of count and trial definitions and that report trial data for felonies or felonies and appeals.

--Comparison of the volume of tort actions. These comparisons can be made from Table 19 for 20 states reporting tort data for all courts handling tort actions in that state (that is, those that have no footnote "p") and that use the same case definition.

--Comparison of the proportion of total civil to total criminal filings. These comparisons can be made from Tables 17 and 27, but it is necessary for the courts in compared states to report complete data (no footnote "i" or "p"), and to use the same civil case definition and similar criminal case unit of count.

--Comparison within a state of the number of filings in the court of last resort with the number in the intermediate appellate court. These comparisons can be made from Table 2 for states when both courts report complete data (no footnote "i" or "p").

--Comparison of total volume of civil cases in trial courts. These comparisons can be made from Table 17 for states that use the filing of the petition or complaint as the point at which the case begins (those that have footnote "1" on the court title) and that report complete filings for all courts handling civil cases (no footnote "i" or "p").

Other comparisons for management purposes can be made with data in this report. Comparisons of the volume of cases per judge, the number of trials per judge, the time to process criminal cases, or the relative increases in case filings can be useful for specific courts. As previously discussed, careful examination must be made of the variations in court organization, jurisdiction, and definitions. Such limited comparisons can, however, prove very useful for management purposes.

Continuing development of the series

The Annual Report series is an evolving product. It is anticipated that additions and refinements will be made to successive volumes in the series. Between 1975 and 1976, the amount of data contained in the report was greatly increased by the inclusion of data from all special and limited jurisdiction courts. This trend has continued in 1977.

It is important to the longterm improvement of the statistical series that these early volumes in the series be circulated widely enough to encourage reader/user ideas and commentary, and that they be used as a vehicle for developing solutions to problems encountered during the statistical series production process. As each successive

volume is published, the NCSF can consider the feedback subsequently received from users of the documents, thereby further enhancing succeeding volumes. During this process, an early benefit to be derived will be the availability to future researchers of successive-year data compilations, preserving complete time series information. The drawbacks occasioned by limitations in data currently available are greatly outweighed by the importance of having data available for all years in the continuing statistical series.

The type and depth of analysis considered by the NCSF to be meaningful, given the quality and completeness of the data, have been outlined above. More analysis can be performed on the 1977 data than on the 1975 or 1976 data. Still more extensive changes will be made to the 1978 and succeeding volumes of the annual report series to improve its analytical potential. As more is learned about the quality of the data, more specific suggestions will be given for their proper use, along with warnings to help avoid their abuse. Each year the text of the report will be revised, progressively improving its readability.

In order to improve the quality of data contained in future volumes of the Annual Report series, the NCSF staff and COSCA NCSF Committee will consider the feasibility of conducting audits of selected data from particular courts. It is anticipated that the combination of these "mini-audits" and technical assistance (the latter by NCSF and State Judicial Information Systems (SJIS) project staff to states requesting an assessment of and assistance in improving their statistical report systems) will systematically improve the validity and reliability of the data contained in the Annual Report series.

Because the validity and reliability of the data have not yet been established, the NCSF staff has performed only limited statistical analysis for the Annual Report, 1977. In future volumes of this series, as the quality and quantity of data improve, data contained in these reports will be used as the basis for a series of analytical monographs that investigate selected questions of interest to researchers and court administrators. Examples of topics for analysis within this context include: an examination of problems relating to time guidelines for case processing; the differences, in terms of outcome or delay, resulting from adopting various strategies for processing cases; the identification of methods to improve the allocation of resources within courts; and other topics focused toward improving the quality of justice available in our legal system.

As states gradually increase the quantity and quality of data available to the NCSF, the problems presently caused by the incomplete nature of the data will decrease. Progressive improvements should be apparent to the reader of successive volumes in the series.

Future analysis will not only describe court systems as they exist at the present time, but also will predict where they are going. The purpose will be to identify existing or developing problems and suggest solutions. Research proposed by the NCSF is not anticipated to be exhaustive,

but will concentrate on those questions considered to be of greatest interest and importance to the courts and research communities.

Dynamics of improvement

Ideas and suggestions for improvement of this state court caseload statistical series have come from many sources, and have provided the creative stimulus needed to assess current NCSF efforts constructively and to map future directions.

In this regard, particular recognition and appreciation are extended to the members of COSCA, who are the crucial element in the successful production and improvement of state court statistics. Special recognition and appreciation are also extended to the methodological review panel assembled by LEAA to review NCSF products and generate specific ideas and suggestions for improvement.

Continuation of evolutionary improvement in this statistical series rests, ultimately, upon the ability of the NCSF to maintain a productive dialogue and flow of ideas among the producer-compilers of the annual report, its data sources, and its end users. There already have been much dialogue, flow of ideas, and movement toward improved state court statistics, but much remains to be done.

Because of their importance and potential impact for improving the national statistical series on caseloads, the Model Annual Report and Model Statistical Dictionary need to be briefly described.

During compilation of the NCSF State of the Art and the 1975 Annual Report, a staggering classification problem resulted from the multitude of terms being used by the states to report their caseloads. The need for both a model annual report and a statistical dictionary of terms for court usage became obvious. In response, an effort was launched during the 1976 Annual Report production cycle to develop these documents. They are to be used as tools to assist the states in improving their statistics. Such improvement should eventually be reflected in future annual reports.

The State Court Model Annual Report is a flexible working outline of critically needed, basic management data that should, as a minimum, be included in state court annual reports. The model identifies the kinds of data and the types of display needed for caseload and other management. The State Court Model Statistical Dictionary is a companion document which provides a common terminology, definition, and usage for reporting civil, criminal, traffic, juvenile, and appellate caseload inventory as presented in the model annual

report. The classification structure and definitions serve as models of preferred terminology and meanings for purposes of statewide and national comparison. The structure in the first edition of the dictionary covers those data elements essential for classifying court caseload inventory and manner of disposition.

Both of these documents must be viewed as a logical first step in promoting comparable court statistics. They were not available to states in time to affect their reporting systems or the national-level 1976 annual report, and will not affect state production of data for the 1977 through 1979 annual reports (because states have already completed the collection of data for these years). Even so, some effects will be noticeable in each national-level annual report, starting with this one.

Future versions of the model annual report and model statistical dictionary will consider development of finer levels of detail, expansion of the classification structure, and addition of other significant information.

The State Court Organization, 1980 is also related to the annual report in that it contains the types of organizational information most often sought by court administrators and researchers.

The NCSF technical assistance effort also is interwoven with the annual report national statistical series. This is accomplished by helping states adopt the suggestions in the model annual report and model statistical dictionary and by proactive identification of particular state systems that could benefit from technical assistance directed at helping resolve existing methodological problems of classification structure, terminology, definition of local data-reporting procedures, and data handling/transformation procedures. To the extent that such technical assistance suggestions are adopted, individual states directly benefit and the annual report national statistical series indirectly benefits.

The process of building toward meaningful statistics takes time. Concurrent with expanding and refining the annual report national statistical series, the NCSF effort must encourage movement toward quality and precision in state court statistics. The necessarily longterm nature of this evolutionary process will contribute greatly to year-to-year improvements and enhancements of the statistical series. Given the complexity of the problems being faced, building toward comparability, quality assurance, and appropriate detail is a necessary incremental process. It is in this light that the NCSF presents the data and analysis contained in the Annual Report, 1977.

**Part I:
1977 State court caseload
summary statistics**

**Part I:
1977 State court caseload summary statistics**

The summary tables in Part I display the 1977 caseload of appellate courts and trial courts for the 50 states, the District of Columbia, Guam, and Puerto Rico. This introduction will explain the general measures of analysis used in these tables.

Measures of analysis used on summary tables

Several devices are used in the summary tables for analyzing the caseload data. The measures selected for use in the tables vary according to the data being analyzed. A brief explanation of each measure and its use in describing the court's caseload will be given.

Disposed as a percent of filed. This measure represents the percent of the number of filed cases that the court was able to dispose. The percent is computed by dividing the number of cases filed and then multiplying by one hundred. A percent over one hundred indicates that the court disposed more cases than were filed, thus reducing pending caseload. A percent significantly less than one hundred indicates that the court is not keeping up with the volume of cases being filed. This measure was not computed if the number of cases filed was less than ten or if the quantity of missing data (indicated by "i" or "p" footnotes) made it inappropriate.

End pending as a percent of filed. This figure gives the percent of the number of filed cases that were pending at the end of the year. This measure is computed by dividing the number of cases pending at the end of the year by the number of cases filed and then multiplying by one hundred. A value of one hundred percent indicates that the number of cases pending at the end of the year was equal to the number of cases filed during the year. A value higher than one hundred percent indicates a pending caseload larger than cases filed, while a value lower than one hundred percent indicates a pending caseload smaller than the number of cases filed. We expect this number to be low for case types such as traffic that have relatively quick disposition times, but it will be larger for torts and other case types that usually take longer to be processed. This percent was not computed if the number of cases filed was less than ten or if the quantity of missing data (indicated by "i" or "p" footnotes) made it inappropriate.

Number change in pending caseload. This number gives the net increase or decrease in pending caseload for the court year by subtracting the number of cases pending at the beginning of the year from the number of cases pending at the end of the year. An alternative to this calculation,

subtracting the number disposed from the number filed, was used when pending data were not available or incomplete. When this alternate formula was used, the resulting number was enclosed in parentheses. A positive number indicates that the pending caseload increased during the year while a negative number indicates that the pending caseload was reduced in size. Thus, a large negative change in pending indicates that the court is keeping the caseload current, while a large positive change in pending would indicate that the court has not kept pace with its filings.

Percent change in pending caseload. This percentage indicates the change in pending cases relative to the number of cases pending at the beginning of the year, and is obtained by dividing the number change in pending caseload by the number of cases pending at the beginning of the year and then multiplying by one hundred. (This figure cannot be calculated if the alternative formula described above was used to calculate the number change in the pending caseload.) A high negative percent indicates that the court reduced its pending caseload significantly, while a high positive percent indicates that the pending caseload increased significantly. This measure was not computed if the number of beginning pending cases was less than ten or if the jurisdiction of the court changed significantly during the year.

Filed per unit of population. The unit of state population used on all court caseload charts is 100,000. This measure compensates for variations in state population and gives a more realistic basis for comparison of caseloads among states of various sizes. If the number of filings was not available or was not complete (indicated by an "i" footnote) and the number of dispositions was available, the number of cases disposed per unit of population was entered in this column in place of the number of cases filed per population unit, and the use of this alternative quantity was indicated by enclosing it in parentheses. Population figures used in the criminal tables represent the 18-year-old plus state population. The number under 18 was used for the juvenile tables. If all other factors (court jurisdiction, case definition, etc.) are similar, the filed per unit of population statistic will permit direct comparisons among states of the number of filed cases. For civil cases in trial courts, this measure will indicate, among other things, the propensity to litigate among the citizens in a given state.

Disposed and end pending per unit of population. These measures are displayed in appellate court tables, with 100,000 as the unit of population. If all other factors (court jurisdiction,

discretionary jurisdiction, case definition, etc.) are similar, the disposed and end pending per 100,000 population statistics permit direct comparisons among states of the number of disposed and end pending cases.

Filed and disposed per judge. These measures are displayed in appellate court tables. If all other factors (court jurisdiction, discretionary jurisdiction, case definition, panels in the court, etc.) are similar, these measures will permit comparison of caseload per judge.

The necessity for caution when making any comparisons among states must be repeated. This warning holds true especially for comparisons made with the use of any of the above measures.

Appellate court summary statistics

In this section, tables are presented to show the caseload of appellate courts in 1977. Appellate courts are subdivided into courts of last resort (the final court of appeal within a particular state) and intermediate appellate courts (courts whose primary work is the disposition of initial appeals received from trial courts of general jurisdiction or administrative agencies, and whose decisions are usually subject to appeal or review by a court of last resort within a given state). For purposes of data presentation in some tables, the courts of last resort have been divided further into courts of last resort in states with intermediate appellate courts and courts of last resort in states without intermediate appellate courts. All appellate courts reported at least some caseload data.

Data presented in the following tables were compiled from all data that were available, both in annual reports and in unpublished data provided by individual appellate court clerks and state court administrators. Therefore, these data cannot be found in published annual reports alone. The sources of data from each court are shown in the individual court profiles in Part II and in Appendix A.

Three factors prevent comparability from state to state of these appellate court caseload data. These are variations in court jurisdiction, variations in case classification, and variations in the way cases are counted.

Major variation from state to state in court jurisdiction among appellate courts results from the kind and amount of discretionary jurisdiction over initial appeals granted to courts of last resort and to intermediate appellate courts. States having both levels of appellate courts generally direct the more difficult appeals to the court of last resort, but these are not necessarily the same types of cases in every state. Similarly, trial courts of general jurisdiction in some states have incidental appellate jurisdiction. These courts may receive a large portion of the initial appeals, while other states that do not assign appellate jurisdiction to general jurisdiction courts will have all of their appeals heard in the appellate courts. In these states the appellate courts will have a much higher filing rate, but not necessarily more workload than in

those states where appeals are heard in general jurisdiction courts.

These differences in appellate jurisdiction mean that the types of appellate cases will vary from state to state and that the types of issues presented will also vary in complexity. For example, criminal appeals may require less judge time than civil appeals, but the proportion of criminal appeals heard in any level of court is not the same in all states. Another example is found in the number of original jurisdiction cases. The number of and time consumed by these cases is affected by several variables, including whether or not state statutes require that collateral attacks on criminal convictions be filed originally in the trial court or in the appellate court.

Another variation in appellate court jurisdiction is in the amount of discretion in jurisdiction granted to the court. The amount of time needed to decide whether or not to hear a discretionary appeal is usually much less than the time required to hear a mandatory appeal case. The ordinary appeal of right, however, is generally less complex to decide than an appeal allowed after the exercise of discretionary jurisdiction. These variations in jurisdiction make caseload comparisons among appellate courts extremely difficult.

The second major variation in appellate court data arises in the classification of cases. The types of actions included as filings may involve time spans that vary from a few minutes to several months of judge time. Original jurisdiction cases and requests for leave to appeal generally require less judge time than appeals, while appeals of right are less complex and less time consuming than appeals allowed through discretionary jurisdiction. Many of the problems in comparability result from the various ways in which courts classify these different types of cases. Some courts report only total filings with no indication as to the types of cases included or the proportion of the caseload each type accounts for. Other courts report only what they have designated as appeals. Still other courts classify all types of cases by case category. Often definitions are not given for the case categories. The types of cases classified as appeals present a difficult problem. Requests for bail pending appeal, requests for delayed appeal, and petitions to stay the lower court ruling pending appeal generally are not considered appeals, but are counted as such in some courts. The appeals caseload will be inflated in these states. Comparison of appellate caseload is difficult because of these kinds of variations in the classification of the cases being counted.

The final variation in appellate court case data results from differences in when cases are counted and how they are counted. Some courts count cases as soon as the notice of appeal is filed while others count them at a later event, such as the filing of the record or the filing of the appellant's brief. The latter method will exclude those cases that are withdrawn before the counting point. Courts may inflate or deflate their caseload by the way they count appeals of criminal convictions for two or more defendants, by whether cross appeals are counted as separate cases, and by the way they count appeals granted

through discretionary jurisdiction. Courts with discretionary jurisdiction sometimes report the total number of cases filed without distinguishing between mandatory and discretionary jurisdiction cases; or they separate mandatory and discretionary cases filed but do not indicate the number of requests for discretionary review granted; or they provide separate data for mandatory cases, discretionary jurisdiction granted, and discretionary jurisdiction denied; or they combine mandatory jurisdiction cases and cases accepted for review, but report separately the total number of petitions for review filed, resulting in double counting of granted petitions for review.

In trying to deal with these many variations in case data, the National Court Statistics Project has presented as much information as possible about the caseload. The jurisdiction of each court is outlined briefly in the court system chart for each state located in Part II of this report. Also presented in each court statistical profile in Part II is any available information about case category classification or how and when cases are counted. Because the deciding of appeals is the primary function of the appellate courts, data on appeals should be separated from

data on procedural matters. Unfortunately, data on appeals were not reported by states in sufficient detail to separate all appellate caseloads into categories. In the detailed caseload tables (Tables 3 and 4) appeals have been distinguished from original proceedings, requests to appeal, and sentence review only cases, for courts of last resort and for intermediate appellate courts whenever such data were available. Even so, the significant differences in the definition and classification of cases in appellate courts have led the NCSJ staff to define appellate caseload to include as 'cases' any appeal, any original proceeding, any request to appeal, or any sentence review only case.

The appellate tables that follow (Numbers 1 through 12) are sequenced from the presentation of general data to more specific analytical tables. The tables present general caseload, various analyses of caseload, civil and criminal breakdowns, and time-to-disposition of appeals. The last two tables (Tables 11 and 12) present 10-year trends in filings for those states reporting total case data for 5 or more years, as well as the number and percent change in filings for these courts.

Table 1: Reported and estimated national caseload for courts of last resort, intermediate appellate courts, and all appellate courts, 1977.
Estimated cases per judge and per 100,000 population

Reported and estimated caseload	Beginning pending	Filed	Disposed	End pending
All appellate courts				
Reported cases.....	52,418	140,425	126,855	59,640
Number of states reporting complete data.....	34	46	47	34
Percent of population represented by complete data....	48%	84%	92%	48%
Estimated national totals.....		143,300	136,100	
Courts of last resort				
Reported cases.....	16,795	52,060	48,810	18,805
Number of states reporting complete data.....	35	46	46	35
Percent of population represented by complete data....	53%	84%	85%	53%
Percent of variance explained (R ²).....		54%	94%	
Estimated national totals.....		54,900	51,800	
Intermediate appellate courts				
Reported cases.....	35,663	88,363	78,045	40,835
Number of states reporting complete data.....	20	26	26	20
Percent of population represented by complete data....	57%	90%	93%	57%
Percent of variance explained (R ²).....		65%	99%	
Estimated national totals.....		88,400	84,300	
Estimated cases per Judge				
All appellate courts.....		171	163	
Courts of last resort.....		161	152	
Intermediate appellate courts.....		178	170	
Estimated cases per 100,000 population				
All appellate courts.....		65	62	
Courts of last resort.....		25	24	
Intermediate appellate courts.....		49	47	

Note: The only data included in this table are those from the 50 states and the District of Columbia. Data from Puerto Rico are not included in this table. For inclusion on this table, a case is any appeal, any original proceeding, or any request to appeal. To ascertain the states that reported data in any category, refer to Table 2.

Reported cases:

The reported cases totals for all appellate courts, courts of last resort, or intermediate appellate courts include only data from states with data on all appellate courts, all courts of last resort, or all intermediate appellate courts, respectively.

Number of states reporting complete data:

The number of states whose total for that type of court was completed, that is, did not have footnotes "1" or "2" attached. All 50 states and the District of Columbia have courts of last resort. Only 27 states had intermediate appellate courts during 1977.

Percent of population represented:

State population figures used for all appellate courts and courts of last resort are from the revised 1977 Bureau of Census estimates and total 219,758,000 for the 50 states and the District of Columbia. Bureau of Census estimates for the population in the 27 states with intermediate appellate courts in 1977 totaled 180,343,000. The percent of population represented for each caseload category is based on the appropriate total population figure.

Estimated national totals:

Estimated national totals for 1977 are the cumulative totals of all reported data that were complete plus the estimated data for each state not reporting complete data. The procedure used to estimate incomplete or missing data is discussed in Appendix A of this volume.

Estimated cases per Judge:

There were 837 judges assigned to appellate courts in 1977: 340 in courts of last resort, and 497 in intermediate appellate courts. The estimated number of cases in each of the categories was divided by the number of judges serving that level of court.

Estimated cases per 100,000 population:

Estimated cases per 100,000 population were calculated by dividing the estimated national totals by the appropriate population figure, 219,758 for all appellate courts and courts of last resort, and 180,343 for intermediate appellate courts.

Table 2: Reported appellate court caseload for courts of last resort, intermediate appellate courts, and all appellate courts, 1977. Number and percent change in pending. Number of courts of last resort and intermediate appellate courts. Number of judges in each appellate court. 1977 state population in thousands. Reported national total with number of states reporting and percent of population represented

State	Court of last resort				Change in pending		Intermediate appellate courts				Change in pending		All appellate courts				Number of courts		Number of judges		1977 state population in thousands
	Beginning pending	Filed	Disposed	End pending	Num-ber	Per-cent	Beginning pending	Filed	Dis-posed	End pending	Num-ber	Per-cent	Beginning pending	Filed	Dis-posed	End pending	Last resort	Inter-mediate	Last resort	Inter-mediate	
Alabama--STATE TOTAL.....	325	815 (61) ^e	746 (61) ^e	394	69	21	795	1,161	1,268	688	-107	-13	1,120	1,97 ^o	2,01 ^o	1,082	1	2	9	8	3,783
Court of Civil Appeals...	--	--	--	--	--	--	124	308	292	140	16	13	--	--	--	--	--	--	--	3	--
Court of Criminal Appeals	--	--	--	--	--	--	671	853	976	548	-123	-18	--	--	--	--	--	--	--	5 ^c	--
Alaska.....	391	613	450	554	163	42	--	--	--	--	--	--	391	613	450	554	1	0	5	--	396 ^c
Arizona.....	210	964	1,009	165	-45	-21	1,417	2,005	1,894	1,528	111	8	1,627	2,969	2,903	1,693	1	1	5	12	2,427
Arkansas.....	313	694	662	345	32	10	--	--	--	--	--	--	313	694	662	345	1	0	7	--	2,207
California.....	--	3,850 (231) ^e	3,554 (231) ^e	--	(296)	--	4,544 ^l	11,460	12,134	5,163 ^l	(-674)	--	4,544 ^l	15,310 ^o	15,688 ^o	5,163 ^l	1	1	7	56	22,350
Colorado.....	343	735	704	374	31	9	674	1,128	918	884	210	31	1,017	1,863	1,622	1,258	1	1	7	10	2,696
Connecticut.....	380 ^l	409 ^l	359	487 ^l	107 ^l	28 ^l	--	--	--	--	--	--	380 ^l	409 ^l	359	487 ^l	1	0	6	--	3,089
Delaware.....	286	364	316	334	48	17	--	--	--	--	--	--	286	364	316	334	1	0	3	--	595
District of Columbia.....	1,122	1,353	1,314	1,161	39	3	--	--	--	--	--	--	1,122	1,353	1,314	1,161	1	0	9	--	682
Florida.....	985	2,253	2,119	1,119	134	14	6,069	9,647	8,952	6,764	695	11	7,054	11,900	11,071	8,071	1	1	7	28	8,889
Georgia.....	411	1,496	1,520	384	-27	-7	0	2,132	2,132	0	0	0	411	3,628	3,652	384	1	1	7	9	5,212
Hawaii.....	320	316	153	483	163	51	--	--	--	--	--	--	320	316	153	483	1	0	5	--	916
Idaho.....	399	374	304	469	70	18	--	--	--	--	--	--	399	374	304	469	1	0	5	--	883
Illinois.....	351	1,139 (159) ^e	1,121 (159) ^e	369	18	5	4,111	4,381	4,579	3,913	-198	-5	4,462	5,520 ^o	5,700 ^o	4,282	1	1	7	34	11,406
Indiana.....	80	476 (13) ^o	406 (13) ^o	150	70	88	627	883	758	752	125	20	707	1,359 ^o	1,164 ^o	902	1	1	5	9	5,405
Iowa.....	1,078	1,231 (19) ^e	1,075 (19) ^e	848	-230	-21	69	356	330	95	26	38	1,147	1,587 ^o	1,409 ^o	943	1	1	9	5	2,914
Kansas.....	537	464	451	350	13	4	135	370	133	372	237	176	472	834	584	722	1	1	7	7	2,318
Kentucky.....	--	463 (39) ^e	1,076 (39) ^e	--	(-613)	--	783	1,922	1,564	1,141	358	46	783 ^o	2,385 ^o	2,640 ^o	1,141 ^o	1	1	7	14	3,575
Louisiana.....	--	2,266 (317) ^e	2,013 (317) ^e	--	(253)	--	854	2,407	2,352	909	55	6	854 ^o	4,673 ^o	4,369 ^o	909 ^o	1	1	7	29	4,016
Maine.....	314	379	282	411	97	31	--	--	--	--	--	--	314	379	282	411	1	0	7	--	1,105
Maryland.....	14	558 (111) ^e	556 (114) ^e	13	-1	-7	237	1,545(20) ^e	1,629(20) ^e	153	-84	-35	251	2,103 ^o	2,185 ^o	166	1	1	7	12	4,195
Massachusetts.....	--	1,005 ^l	--	--	--	--	--	1,166	912	--	--	--	--	2,171 ^l	912 ^o	--	1	1	7	6	5,744
Michigan.....	736	1,503 (259) ^e	1,237 (259) ^e	786	50	7	--	5,274	4,788	--	--	--	736 ^o	6,772 ^o	6,025 ^o	786 ^o	1	1	7	18	9,157
Minnesota.....	--	1,001 (5) ^e	857 ^l (5) ^e	--	(144)	--	--	--	--	--	--	--	--	1,001 ^o	857 ^l	--	1	0	9	--	3,980
Mississippi.....	153	797	918	32	-121	-79	--	--	--	--	--	--	153	797	918	32	1	0	9	--	2,460
Missouri.....	95	667	570	192	97	102	2,033	2,146	2,244	1,966	-67	-3	2,128	2,813	2,814	2,158	1	1	7	22	4,845
Montana.....	--	469	463	--	(6)	--	--	--	--	--	--	--	--	469	463	--	1	0	5	--	771
Nebraska.....	470 ^l	607 ^l	609 ^l	468 ^l	-2 ^l	<-1 ^l	--	--	--	--	--	--	470 ^l	607 ^l	609 ^l	468 ^l	1	0	7	--	1,554
Nevada.....	259	1,092	898	453	194	75	--	--	--	--	--	--	259	1,092	898	453	1	0	5	--	678
New Hampshire.....	202	315	348	169	-33	-16	--	--	--	--	--	--	202	315	348	169	1	0	5	--	872
New Jersey.....	622 ^l	902 ^l (150) ^e	1,312 (150) ^e	393 ^l	-229 ^l	-37 ^l	4,793	5,978	4,969	5,802	1,009	21	5,415 ^l	6,880 ^o	6,281 ^o	6,195 ^l	1	1	7	21	7,342
New Mexico.....	123	632 (27) ^e	584 (27) ^e	169	46	37	145	576	503	218	73	50	268	1,208 ^o	1,087 ^o	387	1	1	5	5	1,225
New York--STATE TOTAL.....	--	1,966 ^l (154) ^e	3,221 (154) ^e	--	--	--	10,256 ^l	9,714	--	--	--	--	--	12,222 ^o	12,935 ^o	--	1	2	7	33	17,852
Appellate Divisions of the Supreme Court.....	--	--	--	--	--	--	7,826 ^l	7,856	--	--	--	--	--	--	--	--	--	--	--	24 ^c	--
Appellate Terms of the Supreme Court.....	--	--	--	--	--	--	2,430	1,858	--	--	--	(572)	--	--	--	--	--	--	--	9	--
North Carolina.....	42 ^l	465 (50) ^e	458 (52) ^e	46 ^l	4 ^l	10 ^l	--	1,078	846	--	--	--	42 ^l	1,543 ^o	1,304 ^o	46 ^l	1	1	7	9	5,668
North Dakota.....	8	186	179	15	7	--	--	--	--	--	--	--	8	186	179	15	1	0	5	--	649

(continued on next page)

Table 2: Reported appellate court caseflow for courts of last resort, intermediate appellate courts, and all appellate courts, 1977 (continued).

State	Court of last resort				Intermediate appellate courts				All appellate courts				Number of courts		Number of judges		1977 state population in thousands				
	Beginning pending	Filed	Disposed	End pending	Change in pending		Beginning pending	Filed	Disposed	End pending	Change in pending		Beginning pending	Filed	Disposed	End pending		Last resort	Inter-mediate		
					Num-ber	Per-cent					Num-ber	Per-cent								Num-ber	Per-cent
Ohio.....		1,516 (111) ^o	1,494 (111) ^o	(22)		4,591	7,992	7,929	5,977	1,386	30	4,591 ^p	9,508 ^o	9,423 ^o	5,977 ^p	1	1	7	44	10,771	
Oklahoma--STATE TOTAL.....	1,646	2,002 (39) ^o	1,912 (39) ^o	1,744	98	6	163	353	387	129	-31	-21	1,809	2,359 ^o	2,299 ^o	1,873	2	1	12	6	2,866
Supreme Court.....	1,310	1,109 (39) ^o	1,081 (39) ^o	1,346	36	3	--	--	--	--	--	--	--	--	--	--	--	--	9	--	--
Court of Criminal Appeals.....	336	893	831	398	62	18	--	--	--	--	--	--	--	--	--	--	--	--	3	--	--
Oregon.....	395	885 (39) ^o	812 (39) ^o	468	73	18	730	2,348	2,034	1,024	294	40	1,125	3,233	2,866	1,492	1	1	7	10	2,439
Pennsylvania--STATE TOTAL.....		1,549 (118) ^o	(118) ^o					6,364						7,913 ^o			1	2	7	14	11,882
Superior Court.....	--	--	--	--	--	--	--	3,700					--	--	--	--	--	--	--	7	--
Commonwealth Court.....	--	--	--	--	--	--	--	2,664					--	--	--	--	--	--	--	7	--
Puerto Rico.....	450	1,248	1,309	389	-61	-14	--	--	--	--	--	--	450	1,248	1,309	389	1	0	7	--	3,321
Rhode Island.....	447	427	353	521	74	17	--	--	--	--	--	--	447	427	353	521	1	0	5	--	955
South Carolina.....	193	487	416	264	71	37	--	--	--	--	--	--	193	487	416	264	1	0	5	--	2,989
South Dakota.....	270 ^l	288 (2) ^o	246 (2) ^o	307 ^l	37 ^l	14 ^l	--	--	--	--	--	--	270 ^l	289 ^o	245 ^o	308 ^l	1	0	5	--	689
Tennessee--STATE TOTAL.....		879 (98) ^o	826 (98) ^o		(53)		1,472	1,555			(-83)		2,351 ^o	2,381 ^o			1	2	5	18	4,402
Court of Appeals.....	--	--	--	--	--	--	798	785			(-27)		--	--	--	--	--	--	--	9	--
Court of Criminal Appeals.....	--	--	--	--	--	--	714	770			(-56)		--	--	--	--	--	--	--	9	--
Texas--STATE TOTAL.....	1,397	5,727 (186) ^o	5,778 (218) ^o	2,306	909	65	978	1,969	1,867	1,080	102	10	2,375	7,699 ^o	7,645 ^o	3,386	2	1	14	42	13,192
Supreme Court.....	258	1,035 (89) ^o	950 (121) ^o	303	45	17	--	--	--	--	--	--	--	--	--	--	--	--	--	9	--
Court of Criminal Appeals.....	1,139	4,692 (97) ^o	3,828 (97) ^o	2,003	864	76	--	--	--	--	--	--	--	--	--	--	--	--	--	5	--
Utah.....		634	659 ^l				--	--	--	--	--	--	634	659 ^l			1	0	5	--	1,316
Vermont.....	269	364	344	289	20	7	--	--	--	--	--	--	269	364	344	289	1	0	5	--	492
Virginia.....	591	1,932 (212) ^o	1,767 (212) ^o	748	157	27	--	--	--	--	--	--	591	1,932 ^o	1,767 ^o	748	1	0	7	--	5,206
Washington.....	335	638	562	411	76	23	1,915	1,996	1,634	2,277	362	19	2,250	2,634	2,196	2,688	1	1	9	16	3,772
West Virginia.....	51	863 (185) ^o	820 (222) ^o	57	6	12	--	--	--	--	--	--	51	863 ^o	820 ^o	57	1	0	5	--	1,906
Wisconsin.....	639	904	801	742	103	16	--	--	--	--	--	--	639	904	801	742	1	0	7	--	4,613
Wyoming.....	153	146	177	122	-31	-20	--	--	--	--	--	--	153	146	177	122	1	0	5	--	412
Reported national totals*.....	15,421	48,419	46,914	17,800			31,119	78,109	78,045	35,672			34,783	119,384	126,839	39,045	54	31	340	497	223,079
Number states reporting*.....	36	47	47	36			20	26	26	20			35	47	48	35					
Percent of population represented*.....	53%	84%	89%	53%			57%	90%	93%	57%			49%	84%	92%	49%					

Note: For inclusion on this table, a case is defined as any appeal, original proceeding, request to appeal, or sentence review only case. All available data are entered in the table and all appropriate calculations are included. Blank spaces indicate that either the data are not available or the calculations were not appropriate. Numbers in parentheses, representing the number of requests to appeal that were granted, were not included in any of the calculations.

-- = Not applicable.

Note: For inclusion on this table, a case is defined as any appeal, original proceeding, request to appeal, or sentence review only case. All available data are entered in the table and all appropriate calculations are included. Blank spaces indicate that either the data are not available or the calculations were not appropriate. Numbers in parentheses, representing the number of requests to appeal that were granted, were not included in any of the calculations.

-- = Not applicable.

Judge Information:

Alabama--Court of Criminal Appeals--In addition to its regular judges, this court also has three supernumerary judges assigned to it.

New York--Appellate Divisions of the Supreme Court--This court also had 11 justices and 8 certified retired justices temporarily assigned to it during 1977.

^cCases are not included in the total to avoid double counting:

A request to appeal granted is not counted as a disposed request to appeal or as a filed appeal. It is counted as a disposition only when the resulting appeal is disposed.

The numbers of requests to appeal granted are the numbers appearing in parentheses. These data were not included in the data when the caseloads of all appellate courts were combined for the set of columns headed "all appellate courts," or in any of the other calculations included in the table.

^dData are not complete. Explanation of which data are not included in the figure may be found on the particular court profile in the 1977 appendix volume of this report.

California--Intermediate appellate court--Pending data do not include original jurisdiction cases.

Connecticut--Court of last resort--Pending and filed data do not include requests to appeal cases.

Massachusetts--Court of last resort--The only data that were available for this court were the number of appeals filed.

Nebraska--Court of last resort--Data do not include request to appeal cases.

New Jersey--Court of last resort--Pending and filed data do not include all requests to appeal cases.

New York--Court of last resort--Filing data available for request to appeal cases were incomplete.

Appellate Divisions of the Supreme Court--Filing data available for original proceedings were incomplete.

North Carolina--Court of last resort--Pending data do not include requests to appeal.

Pennsylvania--Court of last resort--The only disposition data available were the number of requests to appeal granted.

South Dakota--Court of last resort--Pending data do not include any original proceedings or requests to appeal.

Utah--Court of last resort--Cases disposed includes only cases disposed by opinion or dismissed.

^eData were not available for all courts in the state.

***Reported national totals:**

The reported national totals include only data for states reporting data in the caseflow category for all courts in the state. Not included in these national totals are incomplete data, indicated by an "i" or "p" footnote for the New York court of last resort filings, the Pennsylvania intermediate appellate courts dispositions, the Tennessee court of last resort dispositions, the Utah court of last resort dispositions, and the California, Georgia, Kentucky, Louisiana, North Carolina, and Ohio "all appellate courts" beginning pendings and end pendings.

Number of states reporting:

Reported cases for courts of last resort and "all appellate courts" are from the 50 states, the District of Columbia, and Puerto Rico. Reported cases for intermediate appellate courts are from the 27 states with intermediate appellate courts.

Percent of population represented:

State populations used for courts of last resort and "all appellate courts" are the revised 1977 Bureau of Census estimates and total 223,079,000 for the 50 states, the District of Columbia, and Puerto Rico. Population for the 27 states with intermediate appellate courts totals 180,343,000. The percent of population represented for each caseflow category is based on these total population figures.

Table 3: Detailed category caseload for courts of last resort, 1977.
 Appeals, original proceedings, requests to appeal, and total cases. Reported national totals with number of states reporting and percent of population represented

State and court title	Beginning pending					Filed					Disposed					End pending				
	Appeals	Original proceedings	Requests to appeal	Sentence review only	Total cases	Appeals	Original proceedings	Requests to appeal	Sentence review only	Total cases	Appeals	Original proceedings	Requests to appeal	Sentence review only	Total cases	Appeals	Original proceedings	Requests to appeal	Sentence review only	Total cases
Alabama--Supreme Court.....	X	X	0		325	X(61) ^e	X	292		815(61) ^e	X	X	231(61) ^e		746(61) ^e	X	X	0		394
Alaska--Supreme Court.....	350	5	20	16	391	407	17	126	63	613	289	18	103	40	450	468	4	43	39	554
Arizona--Supreme Court.....	126	84			210	120	844			964	177	832			1,009	69	96			165
Arkansas--Supreme Court.....	304	6	NH		313	606	88	NH		694	576	86	NH		662	334	11	NH		345
California--Supreme Court.....						27(194) ^e	896(37) ^e	2,927		3,850(231) ^e	91	767	2,696(231) ^e		3,554(231) ^e					
Colorado--Supreme Court.....	X	X	X		343	207	242	284		735 ^l	X	X	X		704	X	X	X		374
Connecticut--Supreme Court.....	380				380 ^l	409				409 ^l	302		57		359	487				487 ^l
Delaware--Supreme Court.....	286 ^l	(J)	NH		286	364 ^l	(J)	NH		316	316 ^l	(J)	NH		316	334 ^l	(J)	NH		334
District of Columbia--Court of Appeals.....	1,122 ^l	0	(J)		1,122	1,327 ^l	26	(J)		1,353	1,288 ^l	26	(J)		1,314	1,161 ^l	0	(J)		1,161
Florida--Supreme Court.....	X	X	X		985	291	543	1,419		2,253	223	558	1,338		2,119	X	X	X		1,119
Georgia--Supreme Court.....	270	NH	141		411	878	NH	618		1,496	894	NH	626		1,520	254	NH	130		384
Hawaii--Supreme Court.....	316	4			320	303	13			316	144	9			153	475	8			483
Idaho--Supreme Court.....	380	19			399	345	29			374	267	37			304	458	11			469
Illinois--Supreme Court.....	187	18	146		351	64(155) ^e	103(4) ^e	972		1,139(159) ^e	237	106(4) ^e	778(155) ^e		1,121(159) ^e	169	15	185		369
Indiana--Supreme Court.....	X	X	X		80	X(13) ^e	X	X		476(13) ^e	156	69	181(13) ^e		406(13) ^e	X	X	X		150
Iowa--Supreme Court.....	X	X	X	X	1,078	1,033(19) ^e	(J)	198	(J)	1,231(19) ^e	940	4	117(19) ^e	14	1,075(19) ^e	X	X	X	X	848
Kansas--Supreme Court.....	333	4			337	436	28			464	429	22			451	340	10			350
Kentucky--Supreme Court.....						78(39) ^e	57	328		463(39) ^e	851	41	184(39) ^e		1,076(39) ^e					
Louisiana--Supreme Court.....						603(317) ^e	36	1,622		2,266(317) ^e	781	10	1,222(317) ^e		2,013(317) ^e					
Maine--Supreme Judicial Court.....	279	0		35	314	326	3		50	379	236	3		43	282	369	0		42	411
Maryland--Court of Appeals.....	14	0	0		14	62(111) ^e	16	480		598(111) ^e	174	16	366(114) ^e		556(114) ^e	13	0	0		13
Massachusetts--Supreme Judicial Court.....						1,005				1,005 ^l										
Michigan--Supreme Court.....	126	(J)	610		736	0(259) ^e	(J)	1,503		1,503(259) ^e	260	(J)	977(259) ^e		1,237(259) ^e	125	(J)	661		786
Minnesota--Supreme Court.....						759(5) ^e	13 ⁿ	103		1,001(5) ^e	424	433	(5) ^e		857(5) ^e					
Mississippi--Supreme Court.....	151	2			153	658	139			797	780	138			918	29	3			32
Missouri--Supreme Court.....	71	X	X		95	158	X	X		667	119	136	315		570	110	X	X		192
Montana--Supreme Court.....						377	92			469	X	X			463					
Nebraska--Supreme Court.....	470 ^l	(J)			470 ^l	607 ^l	(J)			607 ^l	609 ^l	(J)			609 ^l	468 ^l	(J)			468 ^l
Nevada--Supreme Court.....	X	X	X		259	507	181	404		1,092	X	X	X		898	X	X	X		453
New Hampshire--Supreme Court.....	X	X			202	266	49			315	X	X			348	X	X			169
New Jersey--Supreme Court.....	195	42	385 ^l		622 ^l	75(150) ^e	62	765 ^l		902(150) ^e	244	70	998(150) ^e		1,312(150) ^e	176	34	183 ^l		393 ^l
New Mexico--Supreme Court.....	X	X	X		123	273(27) ^e	189	167		632(27) ^e	241	200	143(27) ^e		584(27) ^e	X	X	X		169
New York--Court of Appeals.....						502(154) ^e		1,464 ^l		1,966 ^l (154) ^e	641		2,580(154) ^e		3,221(154) ^e					
North Carolina--Supreme Court.....	X	X			42 ^l	128(44) ^e	5(6) ^e	332		465(50) ^e	X	X	280(52) ^e		458(52) ^e	X	X			46 ^l
North Dakota--Supreme Court.....	8	0	0		8	166	16			186	159	16			179	15	0	0		15
Ohio--Supreme Court.....						140(111) ^e	155	1,221		1,516(111) ^e	189	162	1,143(111) ^e		1,494(111) ^e					
Oklahoma--STATE TOTAL.....	X	X	X	X	1,646	X	X	X	X	2,002(39) ^e	1,306	416	179(39) ^e		1,912(39) ^e	X	X	X	X	1,744
Supreme Court.....	X	X	X		1,310	731(39) ^e	197	181		1,109(39) ^e	783	149	149(39) ^e		1,081(39) ^e	X	X	X		1,346
Court of Criminal Appeals.....	X	X	X	X	336	X	X	X	X	893	523	267	36	11	831	X	X	X	X	398
Oregon--Supreme Court.....	X	X	48		395	466(39) ^e	108	311		885(39) ^e	X	X	235(39) ^e		812(39) ^e	X	X	85		468

Pennsylvania--Supreme Court.....					705(118) ^e	844	1,549(118) ^e			(118) ^{e1}	(118) ^{e1}									
Puerto Rico--Supreme Court.....	187	26	237	450	359	28	861	1,248	366	28	915	1,309	180	26	183	389				
Rhode Island--Supreme Court.....	X	X	X	447	292	39	96	427	X	X	X	353	X	X	X	521				
South Carolina--Supreme Court.....	191	2		193	473	14		487	400	16		416	264	0		264				
South Dakota--Supreme Court.....	270			270 ^j	257(2) ^e	15	16	288(2) ^e	222	9	15(2) ^e	246(2) ^e	307			307 ^l				
Tennessee--Supreme Court.....		NH			232(98) ^e	NH	647	879(98) ^e	314	NH	512(98) ^e	826(98) ^e		NH						
Texas--STATE TOTAL.....	1,105	53	239	1,397	3,310(167) ^e	0(19) ^e	2,417	5,727(186) ^e	2,639	16	2,123(218) ^e	4,778(218) ^e	1,946	45	315	2,306				
Supreme Court.....	30 ^j	53 ^j	175	258	14(70) ^e	0(19) ^e	1,021	1,035(89) ^e	75	16	859(121) ^e	950(121) ^e	42 ^j	45 ^j	216	303				
Court of Criminal Appeals.....	1,075		64	1,139	3,296(97) ^e		1,396	4,692(97) ^e	2,564		1,264(97) ^e	3,828(97) ^e	1,904		99	2,003				
Utah--Supreme Court.....					634			634	659 ^l			659 ^l								
Vermont--Supreme Court.....	267	2		269	354	10		354	334	10		344	287	2		289				
Virginia--Supreme Court.....	112	61	418	591	0(212) ^e	X	X	1,932(212) ^e	229	261	1,277(212) ^e	1,767(212) ^e	136	70	542	748				
Washington--Supreme Court.....	198	3	134	335	222	11	405	638	200	6	356	562	220	8	183	411				
West Virginia--Supreme Court of Appeals..	5	3	43	51	0(185) ^e	443	420	863(185) ^e	179	443	198(222) ^e	820(222) ^e	11	3	43	57				
Wisconsin--Supreme Court.....	630	9	0	639	750	98	56	904	649	96	56	801	731	11	0	742				
Wyoming--Supreme Court.....	X	X	NH	153	135	11	NH	146	160	17	NH	177	X	X	NH	122				
Reported national totals*.....	8,333	343	2,036	51,421	21,696	4,745	19,073	113,48,419	19,035	5,077	20,205	108,46,914	9,936	357	2,685	81,17,800				
Number of states reporting*.....	28	21	14	2	36	49	36	28	2	47	41	34	28	21	14	2	36			
Percent of population represented*.....	44%	34%	32%	53%	95%	64%	68%	84%	84%	68%	80%	89%	44%	34%	32%	53%				

Note: For inclusion on this table, a case is defined as any appeal, original proceeding, request to appeal, or sentence review only case. All available data are entered in the table. Blank spaces indicate that the data are not available. Number in parentheses, representing the number of requests to appeal that were granted, were not included in any of the calculations.

NH = This case type is not handled in this court.
X = The data for this case type are known to be included in the total but were not available by category.

^eCases are not included in the total to avoid double counting:
A request to appeal granted is not counted as a disposed request to appeal or as a filed appeal. It is counted as a disposition only when the resulting appeal is disposed. The numbers of requests to appeal granted are the figures appearing in parentheses. These numbers were not included in any of the calculations.

^lData are not complete:
Connecticut--Total cases pending and filed include appeals only.
Indiana--The number of criminal requests to appeal granted was not available and therefore the appeals filed figure and the requests to appeal disposed figure are not complete.
Massachusetts--Total case filings include appeals only.
Minnesota--The number of requests to appeal denied are not known and are not included in the disposed data.
Nebraska--Total cases data include appeals and original jurisdiction cases only.
New Jersey--Not all requests to appeal are included in the pending and filed data. Dispositions are complete.
New York--Filing data do not include all requests to appeal. Dispositions are complete as reported.
North Carolina--Pending data reported include appeals and original jurisdiction cases only.
South Dakota--Pending data are available for appeals only.
Utah--Appeals disposed and total cases disposed include only those cases disposed by opinion or dismissed.

^jExplanation of data included in the category:
Colorado--Total cases filed also includes two requests for stay pending appeal that were filed during the time period.
Delaware--Appeals data reported also include original applications, advisory opinions, and certifications.
District of Columbia--Appeals data reported also include petitions for review.
Iowa--Original proceedings and sentence review only cases filed are included in the appeals filed figure.
Michigan--A few original jurisdiction cases are included with the appeal and request to appeal figures.
Nebraska--The few original jurisdiction cases that the court handles are included in with the appeals figures.
Texas--Supreme Court--Pending data for some original jurisdiction cases are included with the number of appeals pending.

*Reported national totals:
The reported national totals included only data for states reporting data in the caseflow category for all cases in the state. Only complete data were included in the national totals. Figures marked with an "l" footnote were not included; those marked with a "j" were included. The numbers of requests to appeal granted that appear in parentheses were not included in the totals to avoid double counting (see footnote "e").

Number of states reporting:
Reported cases for appeals and total cases are from the 50 states, the District of Columbia, and Puerto Rico. Reported cases from original proceedings and requests to appeal are from the 50 states and 49 states handling original proceedings and requests to appeal, respectively.

Percent of population represented:
State populations used are the revised Bureau of Census estimates and total 223,079,000 from the 50 states, the District of Columbia, and Puerto Rico. The total population is 213,465,000 for the 50 states handling original proceedings and 219,865,000 for the 49 states handling requests to appeal.

Table 8: Caseflow for appeals and requests to appeal (civil and criminal) and total cases for courts of last resort, 1977

State and court title	Beginning pending				Filed				Disposed				End pending							
	Appeals		Requests to appeal		Appeals		Requests to appeal		Appeals		Requests to appeal		Appeals		Requests to appeal					
	Civil	Criminal	Civil	Criminal	Civil	Criminal	Civil	Criminal	Civil	Criminal	Civil	Criminal	Civil	Criminal	Civil	Criminal				
Alabama--Supreme Court.....	X	X	0	0	325	X	X	X	X	815(61) ^o	X	X	X	X	746(61) ^o	X	X	0	0	394
Alaska--Supreme Court.....	218	132	X	X	391	251	156	X	X	613	201	88	X	X	450	268	200	X	X	554
Arizona--Supreme Court.....	24	99			210	33	85			964	34	139			1,009	23	45			165
Arkansas--Supreme Court.....	221	78	NH	NH	313	405	174	NH	NH	694	363	192	NH	NH	662	263	60	NH	NH	345
California--Supreme Court.....						(133) ^o	27(61) ^o	1,571	1,356	3,850(231) ^o	69	22	1,414(157) ^o	1,282(74) ^o	3,554(231) ^o					
Colorado--Supreme Court.....	X	X	X	X	343	80	105	X	X	735	X	X	X	X	704	X	X	X	X	374
Connecticut--Supreme Court.....	299	81			380 ^l	342	67			409 ^l	243	59			359	398	89			487 ^l
Delaware--Supreme Court.....	186	100	NH	NH	286	251	113	NH	NH	364	207	109	NH	NH	316	230	104	NH	NH	334
District of Columbia--Court of Appeals..	X	X	X	X	1,122	473 ^l	684 ^l	(J)	(J)	1,353	X	X	X	X	1,314	X	X	X	X	1,161
Florida--Supreme Court.....	X	X	X	X	985	X	X	X	X	2,253	X	X	X	X	2,119	X	X	X	X	1,119
Georgia--Supreme Court.....	191	79	X	X	411	560	318	X	X	1,496	571	323	X	X	1,520	180	74	X	X	384
Hawaii--Supreme Court.....	196	120			320	184	119			316	97	47			153	283	192			483
Idaho--Supreme Court.....	224	96			399	192	101			374	140	79			304	276	118			469
Illinois--Supreme Court.....	84	69	65	81	351	18(97) ^o	6(58) ^o	490	482	1,139(159) ^o	114	91	368(97) ^o	410(58) ^o	1,121(159) ^o	85	42	90	95	369
Indiana--Supreme Court.....	X	X	X	X	80	X(13) ^o	X(1) ^o	140	X	476(13) ^o	X	X	121(13) ^o	60(1) ^o	406(13) ^o	X	X	X	X	150
Iowa--Supreme Court.....	X	X	X	X	1,078	585(11) ^o	438(8) ^o	190	8	1,231(19) ^o	540	364	117(11) ^o	0(8) ^o	1,075(19) ^o	X	X	X	X	848
Kansas--Supreme Court.....	X	110			337	X	205			464	261	153			451	X	162			350
Kentucky--Supreme Court.....						X	X	X	X	463(39) ^o	X	X	X	X	1,076(39) ^o					
Louisiana--Supreme Court.....						X	X	X	X	2,266(317) ^o	X	X	X	X	2,013(317) ^o					
Maine--Supreme Judicial Court.....	143	136			314	174	152			379	112	124			282	205	164			411
Maryland--Court of Appeals.....	6	8	0	0	14	62(72) ^o	(39)	212	268	598(111) ^o	132	42	140(72) ^o	226(42) ^o	556(114) ^o	8	5	0	0	13
Massachusetts--Supreme Judicial Court..						X	X			1,005 ^l										
Michigan--Supreme Court.....	X	X	X	X	736	X	X	X	X	1,503(259) ^o	X	X	X	X	1,237(259) ^o	X	X	X	X	786
Minnesota--Supreme Court.....						529	230	0	0	1,001(5) ^o	307 ^l	117	0	0	857 ^l (5) ^o					
Mississippi--Supreme Court.....	X	X			153	434	224			797	430 ^l	204 ^l			918	X	X			32
Missouri--Supreme Court.....	X	X	X	X	95	X	X	X	X	667	83	36	X	X	570	X	X	X	X	192
Montana--Supreme Court.....						275	102			469	X	X			463					
Nebraska--Supreme Court.....	244 ^l	226 ^l			470 ^l	344 ^l	263 ^l			607 ^l	303 ^l	306 ^l			609 ^l	285 ^l	183 ^l			468 ^l
Nevada--Supreme Court.....	X	X	X	X	259	243	183	X	X	1,092	X	X	X	X	898	X	X	X	X	453
New Hampshire--Supreme Court.....	X	X			202	X	X			315	X	X			348	X	X			169
New Jersey--Supreme Court.....	X	X	X ^l	X ^l	622 ^l	X	X	X ^l	X ^l	902 ^l (150) ^o	84	35	X(X) ^o	X(X) ^o	1,312(150) ^o	X	X	X ^l	X ^l	393 ^l
New Mexico--Supreme Court.....	X	X	X	X	123	251 ^l (X) ^o	22 ^l (X) ^o	X	X	632(27) ^o	X	X	X	X	584(27) ^o	X	X	X	X	169
New York--Court of Appeals.....						(68) ^o	(86) ^o			1,966 ^l (154) ^o	496	145	552 ^l (68) ^o	1,359 ^l (86) ^o	3,221(154) ^o					
North Carolina--Supreme Court.....	X	X			42 ^l	X	X	X	X	465(52) ^o	X	X	X	X	458(55) ^o	X	X			46 ^l
North Dakota--Supreme Court.....	8	0	0	0	8	123	43	X	X	186	121	38	X	X	179	10	5	0	0	15

Ohio--Supreme Court.....						X	X	X	X	1,516(111) ^o	X	X	X	X	1,494(111) ^o					
Oklahoma--STATE TOTAL.....	X	X	X	X	1,646	731(39) ^o	X	181	X	2,002(39) ^o	783	360	149(39) ^o	X	1,912(39) ^o	X	X	X	X	1,744
Supreme Court.....	X	NH	X	NH	1,310	731(39) ^o	NH	181	NH	1,109(39) ^o	783	NH	149(39) ^o	NH	1,081(39) ^o	X	NH	X	NH	1,346
Court of Criminal Appeals.....	NH	X	NH	X	336	NH	X	NH	X	893	NH	360	NH	25	831	NH	X	NH	X	398
Oregon--Supreme Court.....	X	X	X	X	395	X	X	76	152	885(39) ^o	X	X	X(12) ^o	X(18) ^o	812(39) ^o	X	X	X	X	468
Pennsylvania--Supreme Court.....						X	X	X	X	1,549(118) ^o			(X) ^{o1}	(X) ^{o1}	(118) ^{o1}					
Puerto Rico--Supreme Court.....	18	155	X	X	450	51	230	X	X	1,248	53	233	X	X	1,309	16	152	X	X	389
Rhode Island--Supreme Court.....	X	X	X	X	447	207	51	X	X	427	X	X	X	X	353	X	X	X	X	521
South Carolina--Supreme Court.....	146	41			193	278	173			487	189	192			416	235	22			264
South Dakota--Supreme Court.....	X	X			270 ¹	X	X	X	X	288(2) ^o	X	X	X	X	246(2) ^o					307 ¹
Tennessee--Supreme Court.....						207(X) ^o	25(X) ^o	X	X	879(98) ^o	X	X	X	X	826(98) ^o					
Texas--STATE TOTAL.....	30	1,075	122	64	1,397	14(70) ^o	3,296(97) ^o	766	1,396	5,727(186) ^o	75	2,564	615(102) ^o	1,264(97) ^o	4,778(216) ^o	42	1,904	171	99	2,306
Supreme Court.....	30 ¹	NH	122	NH	258	14(70) ^o	NH	766	NH	1,035(99) ^o	75	NH	615(102) ^o	NH	950(121) ^o	42 ¹	NH	171	NH	303
Court of Criminal Appeals.....	NH	1,075	NH	64	1,139	NH	3,296(97) ^o	NH	1,396	4,692(97) ^o	NH	2,564	NH	1,264(97) ^o	3,828(97) ^o	NH	1,904	NH	99	2,003
Utah--Supreme Court.....						362	129			634	X	X			659 ¹					
Vermont--Supreme Court.....	X	X			269	280	65			364	269	53			344	X	X			289
Virginia--Supreme Court.....	X	X	197	210	591	0(153) ^o	0(59) ^o	X	X	1,932(212) ^o	X	X	426(153) ^{o1}	757(59) ^{o1}	1,767(212) ^o	X	X	228	300	748
Washington--Supreme Court.....	154	44	42	60	335	156	66	136	155	638	146	54	113	148	562	164	56	64	68	411
West Virginia--Supreme Court of Appeals.....	X	X	X	X	51	X	X	X	X	863(185) ^o	X	X	X	X	820(222) ^o	X	X	X	X	57
Wisconsin--Supreme Court.....	478	152	0	0	639	516	234	0	0	904	433	216	0	0	801	561	170	0	0	742
Wyoming--Supreme Court.....	X	X	NH	NH	153	76	39	NH	NH	146	X	78	NH	NH	177	X	X	NH	NH	122

Note: For inclusion on this table, a case is defined as any appeal, original proceeding, request to appeal, or sentence review only case.
 Total cases pending, filed, and disposed include original proceedings and sentence review only as well as all appeals and all requests to appeal.
 All available data are entered in the table. Blank spaces indicate that the data are not available.

NH = This case type is not handled in this court.
 X = The data for this case type are known to be included in the total, but were not available by category.
 -- = Not applicable.

^oCases are not included in the total to avoid double counting:
 A request to appeal granted is not counted as a disposed request to appeal or as a filed appeal. It is counted as a disposition only when the resulting appeal is disposed. The numbers of requests to appeal granted are the figures appearing in parentheses in this table.

¹Data are not complete:
 Connecticut--Total cases pending and filed do not include requests to appeal.
 Indiana--The number of criminal requests to appeal granted is not available.
 Massachusetts--The only data provided for this court are the number of appeals filed.
 Minnesota--The number of requests to appeal denied are not known and therefore are not included in the disposed data.
 Mississippi--Data given for civil and criminal appeals disposed do not include cases disposed by dismissal. There were 146 appeals dismissed that could not be identified by casetype.
 Nebraska--Total cases pending, filed, and disposed do not include request to appeal cases.
 New Jersey--Filing and pending totals do not include all request to appeal cases.
 New Mexico--Appeals filed data do not include three cases that were reinstated during the time period but could not be identified by casetype.
 New York--Total cases filed do not include civil requests to appeal. Data given for requests to appeal disposed do not include 601 cases denied review that could not be identified by casetype.
 North Carolina--Pending data do not include requests to appeal.
 Pennsylvania--The only disposition data available were the number of requests to appeal that were granted. No other data are included in this figure.
 South Dakota--Total cases pending figures do not include requests to appeal.
 Utah--Total appeals and total cases disposed only includes those disposed by opinion or dismissed.
 Virginia--Requests to appeal disposed do not include 58 cases that were withdrawn but could not be identified by casetype.

^JExplanation of data included in the category:
 District of Columbia--Filings reported for civil and criminal appeals include civil and criminal requests to appeal in addition to appeals.
 Minnesota--Some agency appeals are included in the number of civil appeals disposed.
 Nebraska--Appeals data include a few original proceedings cases in addition to appeals.
 Texas--Supreme Court--figures given for civil appeals pending also include habeas corpus and mandamus cases.

Trial court summary statistics

This section contains tables that display the 1977 statistical data from the trial courts. The data cannot be found in published annual reports alone. All published annual reports and other available documents from the 50 states, the District of Columbia, Guam, and Puerto Rico were used. Unpublished data provided by state court administrators or other officials were also used.

In this 1977 Annual Report the number of states with trial court data displayed has increased from 44 states and the District of Columbia in 1975, to 49 states, the District of Columbia, Guam, and Puerto Rico in 1977. The number of courts displayed has increased greatly over 1975. The major reason for the increase has been the addition of statistics from limited jurisdiction courts. Court systems that contributed to the 1975 Annual Report have provided more data as state court administrators have become aware of the NCSF data needs. Several states that submitted no data for the 1975 report have since changed or improved their data systems to the extent that they could provide 1977 data.

Trial court data received from states are generally more detailed and easier to interpret than appellate court data. However, some very specific problems prevent comparisons of the data presented in this report. These problems are (1) the lack of a uniform case classification; (2) the lack of complete data reported by the courts; (3) questions relating to the validity of data collected, both published and unpublished; and (4) variations in the subject matter jurisdiction of the courts.

The first problem in comparing data available from trial courts is the lack of uniformity in case classification and unit of case count. Both the case categories and the data classified in the case categories vary from state to state. Under the case category of "law," for example, one state may use the term "civil judgment," another "civil complaint," and still another may report the case as "money judgment." This makes consolidation of these categories difficult. The lack of uniformity in unit of case count causes difficulty in comparison of caseload (see Figures A and B). Units of counting criminal cases may be informations, indictments, or complaints; the number of defendants; or even the number of charges. Civil cases may be counted at the filing of a complaint, at note of issue, or at the time placed on the calendar.

The second problem in comparing data available from trial courts is the lack of complete statistics. Some states report only total caseload. Others report individual case categories, but omit breakdowns within certain categories to show what is included within, for example, domestic relations, estate, or mental health. This omission presents a problem in interstate comparisons. In

addition, there are states that are not consistent in their reporting of data. The general jurisdiction court, for example, may give detailed category breakdowns, whereas the limited jurisdiction court may report only total civil, criminal, and juvenile cases, or not report at all.

The third problem relates to questions of validity of the data collected, both published and unpublished. One of the major factors in data validity is the chance of human error. Many elements (hidden data, transposition of figures, double counting of cases, manner used to verify data) contribute to the scope of this problem. Although many verification techniques have been implemented by state court administrators and by the National Court Statistics Project staff to keep errors to a minimum, the reader should understand that a verification process does not guarantee absolute accuracy.

The final problem is variation in the subject matter jurisdiction of the courts. In four states, Illinois, Idaho, Iowa, and South Dakota, in the District of Columbia, and in Guam, general jurisdiction courts handle all types of cases. In other states, such as Florida and New Jersey, general jurisdiction courts process only major criminal cases and major civil actions, while other civil and criminal cases are handled by limited jurisdiction courts. Limited jurisdiction courts were added to this series in 1976 in order to present a complete picture of the trial court caseload. The inclusion of limited jurisdiction court data in this report does not change the fact that some general jurisdiction court systems handle all the cases. The 1977 state statistical profiles in Part II show that the number and types of trial courts vary from state to state. This difference in court structure must be kept in mind while examining the data in this document.

The reader should note two other factors before reviewing the trial court tables. The first: only states reporting data that could be displayed in specific case category tables (i.e., felony, real property rights, status offenses, etc.) were included in such tables. For the sake of clarity, those states that did not report such data were not listed. When every court in the state handling the case type did not report data, the data that were reported have been footnoted as being incomplete (footnote "p") in order to provide the reader with an indicator of incomplete data when comparing caseloads. This information will help determine whether caseloads can be compared between states or courts.

The following tables are sequenced from a general overview (national caseload totals for courts) to the more specific caseload detail (civil, criminal, traffic, and juvenile caseload and case categories).

Table 13: Reported national caseflow (civil, criminal, traffic, juvenile, and total) in general jurisdiction, limited jurisdiction, and all trial courts, 1977.
 Estimated civil, criminal, juvenile, traffic, and total cases filed and disposed in all trial courts

Reported and estimated caseflow	Beginning		End	
	pending	Filed	Disposed	pending
Civil				
All trial courts:				
Reported cases.....	3,352,712	10,835,090	8,922,331	3,702,777
Number of states reporting complete data.....	4	19	15	4
Percent of population represented by complete data.....	7%	49%	44%	7%
Percent of variance explained (R ²).....		91%	99%	
Estimated national totals.....		12,800,000	11,900,000	
General Jurisdiction courts:				
Reported cases.....	2,597,264	4,710,803	4,285,754	2,774,767
Number of states reporting complete data.....	27	45	33	27
Percent of population represented by complete data.....	51%	90%	76%	51%
Limited Jurisdiction courts:				
Reported cases.....	755,448	6,124,287	4,636,577	928,010
Number of states reporting complete data (45 states handle civil cases in limited jurisdiction courts).....	5	16	12	5
Percent of population represented by complete data (198,571,000 is the population in the 45 states).....	14%	48%	40%	14%
Criminal				
All trial courts:				
Reported cases.....	1,044,401	8,999,714	6,617,587	1,087,366
Number of states reporting complete data.....	7	19	17	6
Percent of adult population represented by complete data (152,138,000 is the total adult population).....	7%	51%	36%	4%
Percent of variance explained (R ²).....		94%	99%	
Estimated national totals.....		10,200,000	9,400,000	
General Jurisdiction courts:				
Reported cases.....	555,103	2,141,497	1,941,384	571,454
Number of states reporting complete data.....	29	46	40	29
Percent of adult population represented by complete data.....	44%	91%	80%	44%
Limited Jurisdiction courts:				
Reported cases.....	489,298	6,858,217	4,676,203	515,912
Number of states reporting complete data (46 states handle criminal cases in limited jurisdiction courts).....	4	15	12	3
Percent of adult population represented by complete data (140,683,000 is the adult population in the 46 states).....	5%	48%	31%	2%
Traffic				
All trial courts:				
Reported cases.....	854,365	48,086,011	38,950,755	904,622
Number of states reporting complete data.....	7	17	15	6
Percent of population represented by complete data.....	7%	44%	34%	4%
Percent of variance explained (R ²).....		96%	99%	
Estimated national totals.....		59,000,000	56,000,000	

General Jurisdiction courts:				
Reported cases.....	81,932	4,197,620	3,572,073	103,180
Number of states reporting complete data (15 states handle traffic cases in general jurisdiction courts).....	8	13	11	8
Percent of population represented by complete data (53,172,000 is the population in the 15 states).....	31%	90%	63%	31%
Limited Jurisdiction courts:				
Reported cases.....	772,433	43,888,391	39,378,682	801,442
Number of states reporting (46 states handle traffic cases in limited jurisdiction courts).....	4	13	11	3
Percent of population represented (203,184,000 is the population in the 46 states).....	5%	34%	27%	2%
Juvenile				
All trial courts:				
Reported cases.....	131,951	1,159,100	988,833	158,811
Number of states reporting complete data.....	16	32	26	16
Percent of juvenile population represented by complete data (64,260,000 is total juvenile population).....	38%	73%	63%	42%
Percent of variance explained (R ²).....		68%	97%	
Estimated national totals.....		1,300,000	1,300,000	
General Jurisdiction courts:				
Reported cases.....	79,677	634,897	582,586	87,842
Number of states reporting complete data (30 states handle juvenile cases in general jurisdiction courts).....	12	20	18	12
Percent of juvenile population represented by complete data (39,072,000 is the juvenile population in the 30 states).....	44%	76%	73%	44%
Limited Jurisdiction courts:				
Reported cases.....	52,274	524,203	406,247	70,969
Number of states reporting complete data (30 states handle juvenile cases in limited jurisdiction courts).....	7	16	12	7
Percent of juvenile population represented by complete data (36,609,000 is the juvenile population in the 30 states).....	31%	61%	47%	38%
Total				
All trial courts:				
Reported cases.....	5,696,471	70,107,642	56,553,496	6,370,749
Number of states reporting complete data.....	2	17	10	2
Percent of population represented by complete data.....	<1%	42%	29%	<1%
Estimated national totals.....		83,300,000	78,500,000	
General Jurisdiction courts:				
Reported cases.....	3,401,519	11,406,646	10,497,017	3,627,210
Number of states reporting complete data.....	21	40	31	21
Percent of population represented by complete data.....	31%	77%	63%	31%
Limited Jurisdiction courts:				
Reported cases.....	2,294,952	58,421,996	46,056,479	2,743,539
Number of states reporting complete data (46 states have limited jurisdiction courts).....	1	13	8	1
Percent of population represented by complete data (203,184,000 is the population in the 46 states).....	<1%	37%	25%	<1%

(continued on next page)

Table 13: Reported national caseflow (civil, criminal, traffic, juvenile, and total) in general jurisdiction, limited jurisdiction, and all trial courts, 1977 (continued).

Note: The only data included in this table are those from the 50 states and the District of Columbia. Data from Puerto Rico and Guam are not included in this table. To ascertain the states that reported data in any category, refer to Table 14 for general jurisdiction courts and Table 15 for limited jurisdiction courts.

Reported cases:

The reported cases totals for all trial courts, general jurisdiction courts, and for limited jurisdiction courts include all data reported by any court in each state, whether or not the data were complete.

Number of states reporting complete data:

The number of states whose total for the particular category was complete, that is, did not have footnotes "i" or "p" attached.

Percent of population represented by complete data:

State population figures used are the revised 1977 Bureau of the Census estimates and total 219,758,000 for the 50 states and the District of Columbia.

Estimated national totals:

Estimated national totals are the cumulative totals of all reported state total data that were complete plus the estimated data for each state for whom complete figures were not available. The procedure used to estimate incomplete and missing data is discussed in Appendix A of this volume.

Percent of variance explained:

The R^2 statistic gives the percent of the variation in the reported caseflow that is explained by the variation of the independent variable used in predictive equation. Each of the predictive equations had an associated R^2 that was statistically significant, in that, the p value for each of the R^2 was less than .01. A significance level of $p < .01$ indicates that a result of this magnitude will occur by chance less than one time in one hundred, i.e., that, were there no relationship between the independent and dependent variables we would find this large an R^2 value less than one out of every hundred times, due only to chance.

Table 14: Reported general jurisdiction caseflow, 1977 (continued).

Colorado--Denver Probate Court--All data given for this court are incomplete, representing only a nine-month reporting period, due to a data processing failure.

District of Columbia--Pending and disposed data do not include estate cases.

Georgia--Pending and disposed data do not include cases filed before July 1, 1970.

Illinois--No pending data were available for probate/wills/intestate, criminal conservation violations, or traffic cases. As a result, the corresponding categories given in the table are incomplete.

Iowa--No pending data were available for domestic relations, estate, or juvenile cases. No disposition data were available for guardianship/conservatorship/trusteeship cases. Filings are complete.

Maryland--Criminal pending data do not include sentence review only cases.

Michigan--Recorder's Court of Detroit--Pending figures do not include criminal misdemeanors or ordinance violations, or traffic accident or moving cases. Dispositions were not available for criminal ordinance violations or traffic accident or moving cases. Filings are complete.

Minnesota--No juvenile data were available for this court.

Mississippi--Chancery Court--No juvenile data were available for this court.

Nevada--Data were only available for one court--the Second District (Washoe County). Approximately twenty-five percent of the total state population lives in this county.

New Mexico--There were no data available for juvenile cases handled by this court.

New York--No civil data were available for the court in Seneca County. No pending data were available for criminal indictments--outside New York City.

North Dakota--Civil pending data do not include termination of parental rights cases. They are included in the grand total pending data, as well as the civil and grand total filed and disposed figures.

Ohio--No pending data were available for civil adoption, birth records, estate minor's settlement, mental health, or name change cases. Filings and dispositions are complete.

Oklahoma--No pending data were available for criminal postconviction remedy cases.

Oregon--Circuit Court--No pending or disposition data were available for marriage dissolution, mental health, or juvenile cases.

South Dakota--No data were available for cases heard by the lawyer magistrates or lay magistrate/clerks who serve this court.

Tennessee--All courts--Pending data were not available and disposition were not available by case category for courts in the ten counties serving as pilot sites for the new computerized statistical reporting system. Filings and the grand total disposed figure are complete.

Texas--Data presented in this table are based on a less than complete number of monthly statistical reports that were received. The reporting rate for these courts was ninety-eight percent.

Washington--No disposition data were available for mental health or juvenile cases.

Wyoming--Pending and disposed data do not include cases filed before 1974. No pending or disposition data were available for juvenile cases.

Explanation of data included in the category:

Maryland--Pending figures for criminal cases of adult offenses against juveniles are included with the juvenile pending data, not the criminal pending data. Filings and dispositions of these cases are correctly categorized with the criminal cases.

North Carolina--Civil data on the chart include estate and special proceeding cases that are disposed by the clerks of this court.

Table 15: Reported limited jurisdiction caseflow, 1977. Civil, criminal, traffic, juvenile, and total cases, with state population and number of judges

State and court title	Beginning pending					Filed				
	Civil	Criminal	Traffic	Juvenile	Total	Civil	Criminal	Traffic	Juvenile	Total
Alabama--STATE TOTAL	0	0	0	0	0	100,822	92,528	176,600	13,423	386,373
District Court ^{1,9}	0	0	0	0	0	100,822	92,528	176,600	13,423	386,373
Probate Court	NH	NH	NH	NH	NH	NH	NH	NH	NH	NH
Municipal Court	NH	NH	NH	NH	NH	NH	NH	NH	NH	NH
Alaska--STATE TOTAL	7,984				14,603	10,263	18,625	86,636	NH	115,524
District Court ^{1,7}	7,984	X	X		14,603	10,118	17,034	85,861	NH	113,033
Magistrates Court ¹						145	1,571	775	NH	2,491
Arizona--STATE TOTAL						34,422	34,695	153,730	NH	222,847
Justices of the Peace ^{1,9}						34,422	34,695	153,730	NH	222,847
City Magistrates	NH					NH	NH	NH	NH	NH
Arkansas--STATE TOTAL						20,681	124,582	382,912	9,884	538,059
Court of Common Pleas ^{1,1}						250	NH	NH	NH	250
County Court ¹						1,674	NH	NH	9,884	11,558
Municipal Court ^{1,7}						18,563	113,761	363,180	NH	495,504
City Court, Police Court, and Justice of the Peace Court ^{1,7}						194	10,821	19,732	NH	30,747
California--STATE TOTAL						771,388	750,203	14,274,203	NH	15,795,794
Justice Court ^{1,9}						49,828	71,973	703,777	NH	825,578
Municipal Court ^{1,9}						721,560	678,230	13,570,426	NH	14,970,216
Colorado--STATE TOTAL	10,190	11,345	37,422			59,345	37,921	42,368	148,571	248,860
County Court ^{1,9}	10,190	11,343	37,422			59,345	37,921	42,368	148,571	248,860
Municipal Court	NH					NH	NH	NH	NH	NH
Connecticut--STATE TOTAL	35,373	20,964	19,005	5,623	80,965	190,598	86,878	262,872	13,329	553,677
Court of Common Pleas ^{1,9}	35,373	20,964	19,005	5,623	80,965	140,214	86,878	262,872	NH	489,964
Probate Court						50,233	NH	NH	NH	50,233
Juvenile Court						151	NH	NH	NH	13,329
Delaware--STATE TOTAL	12,092	1,392	781	2,380	19,800	18,802	39,061	83,804	NH	166,270
Court of Common Pleas ^{1,10}	2,166	94			3,110	3,412	6,325	NH	NH	9,737
Family Court		X	X	2,380	5,325		X	X		24,513
Municipal Court of Wilmington ¹⁰	NH	453	515		968	NH	9,540	11,055	NH	20,595
Aldermen's Court ^{1,10}										
Justice of the Peace Court ^{1,10}	9,928	X	X		10,406	15,480	23,196	72,749	NH	111,425
Florida--County Court ^{1,9}						222,815	276,308	1,936,458	NH	2,415,581
Georgia--STATE TOTAL	38,114				95,519	114,939	66,816	274,845	22,660	479,260
State Court and County Court ^{1,9}	38,114	X	X		95,519	114,939	63,353	195,713	NH	334,005
Probate Court							3,470	116,152	NH	119,622
Juvenile Court	NH	NH	X	X	6,278	NH	NH	2,982	22,660	25,642
Civil Court	NH									
Small Claims Court										
Magistrate's Court										
Justice of the Peace Court										
Recorder's Court, Mayor's Court, Municipal Court, City Council Court, Police Court, and Criminal Court	NH									
Hawaii--District Court ¹⁰	6,173	4,080	46,256		56,509	11,014	36,585	618,886	NH	666,485
County Court ^{1,7}	31,913	21,569	43,342	2,567	99,391	87,539	90,989	216,709	6,483	401,710
Juvenile Court of Marlon County ⁷	17,104	6,817	15,686		39,608	67,057	32,535	136,787	NH	236,380
Probate Court of Marlon County ⁷		23	1,677	1,700			26	NH	NH	5,686
Municipal Court of Marlon County ⁷	17,444			890	11,334	5,180	NH	NH	823	6,203
City Court	4,364	14,729	27,656		46,749	15,302	58,423	79,916	NH	153,641
Town Court	NH									
Justice of the Peace Court	NH									
Small Claims Court of Marlon County	NH									
Kansas--STATE TOTAL	25,002				37,900	33,239				179,770
City Court, Magistrate Court, and Common Pleas Court ^{1,7}	5,457	X	X		9,734	11,279	X	X	NH	82,539
County Court ^{1,7}	2,803	X	X		15,524	2,908	X	X	NH	88,187
Probate Court and Juvenile Court	17,642	NH	NH		17,642	9,052	NH	NH	NH	9,052
Municipal Court	NH									
Kentucky--County Court, Quarterly Court, Police Court, and Justice Court ^{1,9}						64,929	218,742	418,962	26,930	729,563
Louisiana--STATE TOTAL						62,351	110,621	382,865	40,193	596,030
Family Court and Juvenile Court	NH	NH	NH			NH	NH	NH	NH	26,217
City Court and Parish Court, and Municipal and Traffic Court of New Orleans ^{1,7}						62,351	110,621	382,865	13,976	569,813
Mayor's Court	NH									
Maine--STATE TOTAL						39,560			5,083	186,823
District Court ^{1,7}						39,560	X	X	5,083	186,823
Probate Court										
Administrative Court										
Maryland--STATE TOTAL						3,067	3,067	371,336	111,688	672,516
District Court ^{1,9}						3,067	3,067	371,336	111,688	672,516
Orphans' Court										

Table 15, page 1

Disposed					End pending					Population in thousands	Number of Judges
Civil	Criminal	Traffic	Juvenile	Total	Civil	Criminal	Traffic	Juvenile	Total		
69,042 ^P	72,020 ^P	147,001 ^P	10,683 ^P	298,746 ^P	31,780 ^P	20,508 ^P	32,603 ^P	2,740 ^P	87,631 ^P	3,690	496
69,042	72,020	147,001	10,683	298,746	31,780	20,508	32,603	2,740	87,631	--	89
NH	NH	NH	NH	NH	NH	NH	NH	NH	NH	--	67
8,637	2,693 ^I	78,505 ^I	NH	110,601	9,645 ^P	X	X	NH	14,834 ^I	408	92
8,481	X	X	NH	108,257	9,645	X	X	NH	14,834 ^I	--	17
156	1,392	796	NH	2,344				NH		--	53 part-time and 22 acting magistrates
36,683 ^I	X	X	NH	227,264 ^I				NH		2,304	174
36,683 ^I			NH	227,264 ^I	NH			NH		--	84
NH			NH					NH		2,143	90
	NH	NH	NH		NH	NH	NH	NH		--	317
	NH	NH	NH		NH	NH	NH	NH		--	county judges serve
			NH					NH		--	75 judges; 51 juvenile referees
			NH					NH		--	104
			NH					NH		--	92 mayors, 1 judge, 5 justices of the peace
581,698	690,242	12,631,824 ^S	NH	13,903,764 ^S				NH		21,900	598
37,798	64,921	632,754	NH	735,473				NH		--	111
543,900	625,321	11,999,070 ^S	NH	13,168,291 ^S				NH		--	447
55,120	41,627 ^I	142,231 ^P	NH	238,978 ^I	12,981	12,484 ^P	43,762 ^P	NH	69,227 ^P	2,644	284
55,120	41,627 ^I	142,231 ^P	NH	238,978 ^I	12,981	12,484	43,762	NH	69,227	--	110
NH			NH					NH		--	174
45,019 ^I	91,044	265,236	14,508	415,807 ^I	35,717 ^I	16,798	16,551	4,411	73,510 ^I	3,107	196
44,874 ^I	91,044	265,236	NH	401,154 ^I	35,673 ^I	16,798	16,551	NH	69,022 ^I	--	61
NH			NH					NH		--	129
145	NH	NH	14,508	14,653	44	NH	NH	NH	4,444	4,488	6
18,858 ^P	16,942 ^P	24,126 ^P	NH	159,866 ^P	12,451 ^P	1,548 ^P	418 ^P	NH	14,900 ^P	582	92
3,899	6,279	NH	NH	10,178	1,679	990	NH	NH	2,669	--	5
NH	9,435	11,152	NH	20,587	NH	558	418	NH	976	--	11
323	1,228	12,974	NH	14,525				NH		--	3
14,636	X	X	NH	110,576	10,772	X	X	NH	11,255	--	20 aldermen
213,371	213,989	1,787,983	NH	2,214,943				NH		8,481	190
107,378 ^P	59,347 ^P	268,530 ^P	24,967 ^I	460,213 ^I	45,675 ^P			NH	114,159 ^I	9,027	≈1,951 ^P
107,378 ^P	59,347 ^P	268,530 ^P	24,967 ^I	460,213 ^I	45,675 ^P	X	X	NH	99,926 ^I	--	75
NH	55,853 ^I	151,195 ^I	NH	314,426 ^I		X	X	NH	10,061 ^I	--	159
NH	3,501	114,549	NH	118,050 ^I		X	X	NH	4,171 ^I	--	36
NH	NH	2,789 ^I	24,967 ^I	27,749 ^I		NH	X	NH		--	4
NH			NH			NH		NH		--	2
			NH			NH		NH		--	2
			NH			NH		NH		--	71
			NH			NH		NH		--	4
			NH			NH		NH		--	≈1,600
NH			NH					NH		--	(not available)
10,330	35,645	611,108	NH	657,083 ^S	6,897	5,020	54,034	NH	65,911 ^S	893	17
76,646 ^P	67,385 ^P	205,058 ^P	6,131	355,344 ^P	42,802 ^P	45,169 ^P	54,987 ^P	2,919	145,878 ^P	5,352	191
56,468	29,100	129,810	NH	215,378	27,694	10,253	22,663	NH	60,610	--	59
NH	41	NH	5,343	5,384	NH	8	NH	1,994	2,002	--	1
4,969	NH	NH	788	5,757	10,655	NH	NH	925	11,980	--	2
15,209	38,244	75,248	NH	128,825 ^I	4,454	34,908	32,324	NH	71,686	--	11 full-time and 4 part-time
NH			NH					NH		--	81
			NH					NH		--	25
			NH					NH		--	2
			NH					NH		--	8
43,617 ^I			22,070	219,068 ^I	25,285 ^I			NH	30,441 ^I	2,331	≈492
22,363	X	X	NH	89,727	4,373	X	X	NH	6,536	--	17
4,559	X	X	NH	94,566	1,152	X	X	NH	4,145	--	probate judges serve
16,693 ^I	NH	NH	22,070	38,765 ^I	19,760 ^I			NH	19,760 ^I	--	109
NH			NH					NH		--	≈356
										3,468	619
										3,935	537 ^P
NH	NH	NH			NH	NH	NH			--	9
										--	67
										--	451
										--	(not available)
										1,084	38
										--	20
										--	16
										--	1 judge, 1 associate judge
										2,642 ^I	146
										2,642 ^I	80
										--	66

(Footnotes at end of table; continued on next page.)

Table 15: Reported limited jurisdiction caseflow, 1977 (continued).

- ⁶Additional information:
Incomplete data were reported for all the Kentucky courts of limited jurisdiction. Missing data were estimated based on the data that were reported, and are included in the totals reported here.
⁷Data were not available for all courts in the state.
⁸Data include traffic cases other than parking.
⁹Data include traffic cases (DWI/DUI, parking, other traffic violations).
- ¹A civil case is counted with the filing of a petition or complaint.
²A civil case is counted when it is placed on the calendar (has reached issue).
³A civil case is counted at the date of issue.
⁴A case for this court is a new claim or an ancillary proceeding to an existing case.
⁵A civil case is not counted in the same way throughout the state.
⁶The criminal case unit of count is the number of informations or indictments.
⁷The criminal case unit of count is the number of informations, indictments, or complaints.
⁸The criminal case unit of count is the number of defendants on the information or indictment.
⁹The criminal case unit of count is the number of defendants on the information, indictment, or complaint.
¹⁰The criminal case unit of count is the number of charges.
¹¹The criminal case unit of count is the number assigned to the information, indictment, or complaint at arraignment.
¹²The criminal case unit of count is not consistent statewide.
¹³The criminal case unit of count is the number of warrants issued.

Table 16: General jurisdiction, limited jurisdiction, and all trial courts total caseload, 1977 (continued).

Missouri--Limited jurisdiction courts--No filing or disposition data were available for twenty locations of the Magistrate Court; another fourteen reported filings only.

Nevada--General jurisdiction court--Data were available for only one court location--the Second District (Washoe County). Approximately twenty-five percent of the total state population lives there.

New Jersey--Limited jurisdiction courts--No pending data are given for criminal and traffic cases heard in the County District Court.

New Mexico--General jurisdiction court--No data were available for juvenile cases handled by this court.

New York--General jurisdiction courts--No data were available for the Supreme Court and County Court located in Seneca County. No pending data were available for criminal "indictments--outside New York City" in either of these courts, either.

Limited jurisdiction courts--Pending and filed data do not include criminal ordinance violation or traffic cases for the Criminal Court of the City of New York. No filing data were available for domestic relations, estate administration proceedings, or guardianship/conservatorship/trusteeship or other estate cases heard in the Surrogate's Court. No civil data were reported by three locations of the District Court and City Court; ten others reported incomplete civil data. No criminal and traffic data were available for three locations of the District Court and City Court; eight others reported incomplete criminal data. Of the District Court and City Court locations reporting, data were limited to the number disposed for criminal and traffic cases.

North Carolina--Limited jurisdiction court--Pending data do not include juvenile cases.

North Dakota--Limited jurisdiction courts--No filing data were given for mental health or traffic cases heard in the County Court with increased jurisdiction. Filing data for the County Probate Court do not include mental health cases. No filing data were given for traffic cases heard in the County Justice Court.

Ohio--General jurisdiction court--Pending data do not include adoption, birth records, estate minor's settlement, mental health, or name change cases.

Oklahoma--General jurisdiction court--No pending data were available for criminal postconviction remedy cases.

Oregon--General jurisdiction court--No pending or disposition data were available for marriage dissolution, mental health, or juvenile cases heard in the Circuit Court.

Limited jurisdiction court--Pending and disposed data for the County Court do not include adoption, mental health, or juvenile cases. Data were available for only 26 of the 44 locations of the Justice Court. Data were available for only 94 of the 170 locations of the Municipal Court.

Rhode Island--Limited jurisdiction court--The only casetype for which disposition data were given for the Family Court was absolute divorce and bed and board (marriage dissolution).

South Carolina--Limited jurisdiction courts--No criminal data were reported for the County Court and Civil and Criminal Court. Criminal cases handled by this court are reported as a part of the workload of the Circuit Court, found in the general jurisdiction court section of this table.

South Dakota--General jurisdiction court--No data are available for cases heard by the layyer magistrates or lay magistrate/clerks who serve this court.

Tennessee--General jurisdiction courts--No pending data are included for courts located in the ten counties that are serving as pilot sites for the new computerized statistical reporting system.

Texas--All courts--Data reported in this table is based on a less than complete number of monthly reports received for all courts. The response rates for the various courts were: General jurisdiction courts--District Court, Criminal District Court, Domestic Relations Court and Juvenile Court--ninety-eight percent; Limited jurisdiction courts--County Court at Law, Constitutional County Court, and Probate Court--ninety-seven percent; Municipal Court--eighty-four percent; Justice of the Peace Court--seventy-seven percent.

Utah--Limited jurisdiction courts--The only data that were available for the Justice Court covered the six-month period from January 1, 1977 to June 30, 1977 from 149 of the 179 Justices of the Peace in 769 individual monthly reports. Disposition data for the Juvenile Court include only criminal-type offense cases.

Vermont--Limited jurisdiction courts--Pending and disposed data for probate/wills/intestate and guardianship/conservatorship/trusteeship cases in the Probate Court do not include cases commenced before January 1, 1970.

Washington--General jurisdiction court--No disposition data were available for mental health or juvenile cases.

Limited jurisdiction court--No data were available for the Municipal Court located in eleven towns.

West Virginia--Limited jurisdiction court--No data were received for the Magistrate Court located in three counties; incomplete data were received for courts located in thirteen others.

Wisconsin--Limited jurisdiction court--No data were available for fifteen court locations.

Wyoming--General jurisdiction court--Pending and disposed data do not include any juvenile cases, or any other cases filed before 1970.

^aAdditional information:
Alabama--The only data from limited jurisdiction courts that were available were for the District Court. It began operation at the start of the court year.

^bData were not available for all courts in the state.

^cTraffic data do not include any parking cases.

^dTraffic data do include parking cases.

Table 19: Composition of civil case dispositions in general jurisdiction courts, 1977 (continued).

Data are not complete:
 Arizona--Mental health and total civil cases disposed do not include mental health data for Maricopa County.
 Arkansas--Chancery and Probate Court--Domestic relations disposed does not include adoptions. Estate disposed does not include guardianship/conservatorship/trusteeship or other estate cases. Total civil disposed does not include any of these categories or mental health.
 District of Columbia--Total civil cases disposed does not include estate cases.
 Georgia--Disposition data are given for only those cases filed after July 1, 1970. Cases filed before this date have not been entered into the computerized information system so data on them are not available.
 Iowa--Estates and total civil disposed do not include guardianship/conservatorship/trusteeship cases.
 Nevada--Data are available for only one district--the Second District (Washoe County). This county contains 25 percent of the total state population.
 New Jersey--Domestic relations cases disposed does not include contested adoption cases. These data are included in the total.
 New York--No civil data are reported for Seneca County.
 South Dakota--Data are not included for cases heard by the lawyer magistrates or lay magistrate/clerks of this court.
 Texas--Data reported in this table are based on less than the total possible number of monthly reports. The reporting rate was ninety-eight percent.
 Tennessee--Disposition data for all courts where noted do not include ten counties chosen to be pilot sites for the implementation of a new computerized statistical information system.
 Washington--Total civil disposition figure does not include mental health cases.
 Wyoming--Disposition data do not include cases filed before 1974.

Explanation of data included in the category:
 Arizona--Data included in the law category are tort, contract, real property rights, and appeal cases.
 Arkansas--Appeal data are included in the figure given for law cases.
 Delaware--Other civil cases in the Court of Chancery include contract, real property rights, and equity.
 Hawaii--In the Circuit Court, mental health cases are included with domestic relations data.
 Kansas--Appeal data are reported by the subject matter of the case and, as a result, are included in all the other case categories.

Table 20: Tort caseflow for trial courts, 1977. State population. Courts reporting tort caseflow. Disposed and end pending as a percent of filed. Number and percent change in pending. Filed per 100,000 population

State and court title	State population in thousands	Beginning pending	Filed	Disposed	End pending	As percent of filed		Change in pending		Filed per 100,000 population
						Disposed	End pending	Number	Percent	
Alaska--STATE TOTAL	396		1,401							354
Superior Court ¹	--		910							230
District Court ¹	--		491							124
California--Superior Court ¹	22,350		85,604	61,934		72		(23,670)		383
Colorado--District Court and Denver Superior Court ¹	2,696		3,329							123
Delaware--Court of Common Pleas ¹	595		382							64
Florida--Circuit Court ¹	9,889		23,612	24,627		104		(-1,015)		266
Hawaii--STATE TOTAL	916	3,235	1,928	1,878	3,285	97	170	50	2	210
Circuit Court ¹	--	2,273	1,069	1,207	2,135	113	200	-138	-6	117
District Court ¹	--	962	859	671	1,150	78	134	188	20	94
Idaho--STATE TOTAL	883	1,687	1,608	1,521	1,774	95	110	87	5	182
District Court ¹	--	1,246	953	949	1,250	100	131	4	<1	108
Magistrates Division ¹	--	441	655	572	524	87	80	83	19	74
Kansas--District Court ¹	2,318	3,121	2,661	2,544	3,238	96	122	117	4	115
Maine--Superior Court ¹	1,105	2,190	1,830	1,250	2,770	68	151	580	26	166
Maryland--Circuit Court ¹	4,195		7,724	9,133		118		(1,409)		184
Massachusetts--District Court ¹	5,777		415							7
Michigan--Circuit Court ¹	9,157	21,264	10,552	10,096	21,720	96	206	456	2	115
New Jersey--STATE TOTAL	7,342	52,775	57,430	50,549	59,596	88	104	6,821	13	782
Superior Court (Law Division and Chancery Division) and County Court ²	--	46,952	39,143	33,011	53,024	84	135	6,072	13	533
County District Court ¹	--	5,823	18,287	17,538	6,572	96	36	749	13	249
New York--STATE TOTAL	17,852		79,836 ¹	77,373 ¹		97 ¹		(2,463) ¹		447 ¹
Supreme Court and County Court ¹	--		36,655 ¹	34,331 ¹		94 ¹		(2,324) ¹		205 ¹
Civil Court of the City of New York ¹	--		43,181 ¹	43,042 ¹		100		(139)		242
North Dakota--District Court ¹	649		773	672		87		(101)		119
Ohio--STATE TOTAL	10,771	32,302 ¹	38,419	38,690	32,145 ¹	101		-157 ¹	<1 ¹	357
Court of Common Pleas ¹	--	23,373 ¹	21,357	21,465	23,358 ¹	101		-35 ¹	<1 ¹	198
County Court ¹	--	119	181	186	115	103	64	-4	-3	2
Municipal Court ¹	--	8,810	16,881	16,999	8,692	101	52	-118	-1	157
Oklahoma--District Court ¹	2,866	8,302	6,899	6,054	9,147	88	133	845	10	241
Puerto Rico--STATE TOTAL	3,321	10,229	5,671	6,279	9,621	111	170	-605	-6	171
Superior Court ¹	--	8,436	3,677	4,290	7,823	117	213	-613	-7	111
District Court ¹	--	1,793	1,994	1,989	1,798	100	90	5	<1	60
Tennessee--STATE TOTAL	4,402		11,262	8,081 ¹						256
Circuit Court ¹	--		10,702	7,931 ¹						243
Law and Equity Court ¹	--		399	150 ¹						9
Chancery Court ¹	--		161							4
Texas--STATE TOTAL	13,192	42,653 ¹	26,524 ¹	24,581 ¹	44,596 ¹	93 ¹	168 ¹	1,943 ¹	5 ¹	201 ¹
District Court ¹	--	28,519 ¹	17,301 ¹	15,672 ¹	30,143 ¹	91 ¹	174 ¹	1,629 ¹	6 ¹	131 ¹
County Court at Law and Constitutional County Court ^{1,1}	--	14,134 ¹	9,223 ¹	8,909 ¹	14,443 ¹	97 ¹	157 ¹	314 ¹	2 ¹	70 ¹
Utah--District Court ¹	1,316		751							57
Washington--Superior Court ¹	3,772		7,321							194

Note: All available data are entered in the table and all appropriate calculations are included. Blank spaces indicate that either the data are not available or the calculations were not appropriate.

-- = Not applicable.

¹Data are not complete.

New York--Supreme Court and County Court--No data were available for Seneca County.

Ohio--Court of Common Pleas--Pending data do not include wrongful death cases.

Tennessee--All courts--Data were not available for the courts located in ten counties serving as pilot locations for the new computerized statistical information system.

Texas--All courts--Data contained in this table are based on an incomplete number of monthly reports received for this court. The reporting rates were: District Court--ninety-eight percent; County Courts--ninety-seven percent.

Data were not available for all courts in the state.

¹A civil case is counted with the filing of a petition or complaint.

²A civil case is counted when it is placed on the calendar (has reached issue).

Table 23: Real property rights caseload for trial courts, 1977.
State population. Courts reporting property rights caseload. Disposed and end pending as a percent of filed. Number and percent change in pending. Filed per 100,000 population

State and court title	State population in thousands	Beginning pending	Filed	Disposed	End pending	As percent of filed		Change in pending		Filed (dis-posed) per 100,000 population
						Disposed	End pending	Number	Percent	
Alaska-Superior Court ¹	396		402							102
California-Superior Court ²	22,350		2,249	2,228		99		(2)		10
Colorado-STATE TOTAL.....	2,596	3,764 ^P	7,088	2,714 ^P	3,090 ^P			-67 ^P	-18 ^P	263
District Court and Denver Probate Court ³			5,048							187
Water Court ⁴		3,764	2,040	2,714	3,090	133	151	-674	-18	76
Delaware-Superior Court ¹	595	447	648	683	412	10%	64	-35	-8	109
District of Columbia-Superior Court ²	682	301	110,461	110,539	235	100	41	-66	-22	16,197
Florida-Circuit Court ¹	8,889		19,394	19,419		100		(-2)		218
Guam-Superior Court.....	111	143	39	50	132	128	338	-11	-8	3%
Hawaii-STATE TOTAL.....	916	1,027	1,063	817	1,273	77	120	246	24	116
Circuit Court ¹			329	196	406	67	123	133	49	36
Land Court ²		697	44	48	83	100	169	-4	-5	5
District Court ¹			667	690	473	83	114	117	18	75
Illinois-Circuit Court ¹	11,406	1,370	404	789	1,075	157	213	-295	-22	4
Kansas-District Court ¹	2,318	1,134	2,288	2,154	1,268	94	55	134	12	99
Maryland-STATE TOTAL.....	4,195		264	2,479 ^P		86		(406)		6,310
Circuit Court ¹			2,885	2,479						69
District Court ¹			261,878							6,241
Massachusetts-STATE TOTAL.....	5,744	11,059 ^P	13,716	6,511 ^P	12,567 ^P			1,511 ^P	14	235
Housing Court ¹			5,634							94
Land Court ¹		11,056	8,722	6,511	12,567	91	157	1,511	14	140
Michigan-STATE TOTAL.....	9,157	5,062 ^P	45,274 ^P	23,673 ^P	19,461 ^P					495 ^P
Common Pleas Court of Detroit ¹			29,997	13,850						(316)
District Court ¹		4,401	41,673	49,700	5,374	88	13	973	22	455
Municipal Court ²		651	1,501	4,714	23 ^P	112 ^P	3 ^P	-414	64	351
Minnesota-County Municipal Court ¹	3,983	65	12,773	12,781	45	100	41	-8	-17	321
Mississippi-Circuit Court ¹	2,460		148							6
Nebraska-County Court ¹	1,554	70	142	145	67	107	47	-3	-4	9
New Hampshire-STATE TOTAL.....	872			1,723						(198)
District Court ¹				1,713						(196)
Municipal Court ²				10						(2)
New Jersey-County District Court ¹	7,342	2,741	89,460	88,919	3,686	99	4	945	34	1,218
New York-STATE TOTAL.....	17,952		70,427 ¹	63,995 ¹		99 ¹		(4,773) ¹		395 ¹
Supreme Court and County Court ¹			165 ¹	282 ¹		121 ¹		(-1173) ¹		1 ¹
Civil Court of the City of New York ¹			70,262	69,708		99		(541)		394
North Dakota-District Court ¹	649		948	484		88		(64)		84
Ohio-STATE TOTAL.....	10,771	11,198	49,806	49,590	11,414	100	23	216	2	462
County Court ¹			964	2,736	1,772	87	41	264	47	19
Municipal Court ²			10,634	47,750	47,818	100	22	-48	-4	444
Oklahoma-District Court ¹	2,866	4,161	8,018	7,241	6,938	90	87	777	13	285
Pennsylvania-Philadelphia Municipal Court ¹	11,882	1,015	15,989	15,839	1,165	99	7	-150	-1%	135
Puerto Rico-STATE TOTAL.....	3,221	8,096	8,266	7,692	8,670	93	105	574	7	257
Superior Court ¹			7,451	7,107	8,098	95	109	344	4	231
District Court ¹		342	815	585	572	72	70	230	67	25
Tennessee-STATE TOTAL.....	4,402		2,310	1,854 ¹						52
Circuit Court ¹			663	472 ¹						15
Law and Equity Court ¹			102	45 ¹						2
Chancery Court ¹			1,545	1,339 ¹						35
Texas-County Court at Law ¹	13,192	1,833 ¹	350 ¹	463 ¹	1,696 ¹	142 ¹	514 ¹	-137 ¹	-7 ¹	31
Utah-District Court ¹	1,316		120							9
Virginia-Circuit Court ¹	5,206		1,143	1,198		105		(-58)		22
Washington-Superior Court ¹	5,772		3,819							101

Note: All available data are entered in the table and all appropriate calculations are included. Blank spaces indicate that either the data are not available or the calculations were not appropriate.

-- = Not applicable.

¹Data are not complete:

Michigan-Municipal Court--No data were reported for the court located in Troy.

New York-Supreme Court and County Court--No data were reported for the court located in Seneca County.

Tennessee--All courts--Disposition data are not included for the ten counties serving as pilot sites for the new computerized statistical information system.

Texas--Figures reported on this table are based on an incomplete number of monthly reports received for this court. The reporting rate for this court was ninety-seven percent.

Data were not available for all courts in the state.

¹A civil case is counted with the filing of a petition or complaint.

²A civil case is counted when it is placed on the calendar (has reached issue).

³A civil case is counted at the date of issue.

⁴A civil case is not counted in the same way throughout the state.

CONTINUED

1 OF 5

Table 28, page 2

Jurisdiction courts				All trial courts									
		As percent of filed		Change in pending						As percent of filed		Change in pending	
Disposed	End pending	Disposed	End pending	Number	Percent	Beginning pending	Filed	Disposed	End pending	Disposed	End pending	Number	Percent
2,693				244		433	19,707	3,695	399			210	30
						8,915	138,356	13,737	8,956			37	41
						695	725	1,060	361	145	50	-355	-48
						54,310	519,334	476,787	53,478	92		-832	-21
67,385	45,169	74	50	23,600	109	51,698	141,124	118,170	74,652	84	53	22,954	44
						98,609	190,363	194,790	54,182	102	28	-4,427	-8
						2,589	19,833	14,412	8,012	73	40	5,423	20
						1,851	6,138	4,851	3,138	79	51	1,287	70
						12,216	155,304	41,284	14,580			2,364	19
						46,414	283,318	40,650	43,355			-3,959	-7
44,590	26,372	80		4,196	19	32,094	73,663	62,637	36,373	85		4,279	13
299,513		90		(33,463)		29,622	362,014	327,723	30,453	91		828	3
14,368		81		(3,328)		18,779	15,424	15,424	82		(3,355)		
						34,562	59,289	53,244	40,501	90		5,939	17
65,560	6,388	94		1,005	19	10,102	84,103	79,679	11,162	95		1,060	10
34,220						8,618	33,271	34,220	9,777			1,159	13
							107,059	29,670					
							30,062	19,211					
18,021	4,150	100	23	-33	-1	89	38,876	2,959	1,250	100	23	401	47
33,804						4,201	18,059	18,077	4,183			-18	-1
						687	1,284	170,381	609	105	47	-78	-11
72,020	20,500	76	22	20,500		10,566	116,671	95,463	31,770	82	27	21,209	-1
690,242		92		(59,961)		5,857	47,926	13,243	5,845	92		(65,744)	
41,627	12,484	98		741	6	21,774	807,364	741,620	24,899	96		3,125	14
91,044	16,798	105	19	-4,166	20	24,857	91,400	95,583	20,674	105	23	-4,183	-17
16,942	1,548			151	11	2,754	43,198	20,802	3,142			388	14
						5,204	29,040	29,429	4,815	101	17	-389	-7
213,989		83		(42,319)		21,828	349,834	294,610	55,224	84		(54,224)	
59,347		89		(7,455)		6,185	112,805	101,561	23,603	90		(11,244)	
35,645	5,020	97	14	940	23	6,415	29,444	28,849	7,010	98	24	595	9
						232,415							
273,495	102,595	98	37	6,908	7	114,891	405,199	322,217	117,918			3,027	3
64,874	21,631	96	44	4,791	28	18,877	79,267	74,695	23,871	94	30	4,994	26
43,707	19,889			1,831	10	19,345	52,099	49,199	22,245			2,900	15
							1,448						
						2,329	28,926	4,178	2,807			478	21
441,802	13,991			4,261	4	19,450	708,811	477,057	22,892			3,442	18
296,306	27,924	101	10	3,343	11	38,147	323,797	327,441	34,504	101	11	-3,643	-10
410,269	4,934			48	1	29,514	570,931	478,142	31,213			1,699	6
677,267	186,511	73		5,144	3	251,118	1,011,594	760,677	254,990			3,872	21
261,861		93		(18,377)		13,145	329,904	309,604	14,866	94		(20,100)	
							131,215	14,664					
155,460	15,635	25		-2,507	-14	39,076	85,575	180,462	35,075			-4,001	-10
							324,143						
29,998						5,129	6,999	36,634	5,485	76		356	7
347,039		96		(14,453)		58,841	412,756	397,026	18,448	96		(15,730)	
28,269						10,351	9,875	36,781	11,714	119		1,363	13

Michigan--General Jurisdiction court--Pending and disposed data do not include misdemeanor or ordinance violation cases from the Recorder's Court of Detroit.

Limited Jurisdiction court--No data were available for the Municipal Court located in Troy.

Minnesota--Limited Jurisdiction court--No pending or filed data were available for other family criminal cases in the County Court.

Missouri--Limited Jurisdiction court--No data were available for twenty locations of the Magistrate Court; another fourteen locations reported filings only.

Nevada--General Jurisdiction court--Data were only available for the court located in the Second District (Washoe County). Approximately twenty-five percent of the total state population lives there.

New York--General Jurisdiction court--Pending data do not include felony/misdemeanor indictments outside New York City.

Limited Jurisdiction court--Pending and disposed data for the Criminal Court of the City of New York do not include ordinance violation cases.

Oklahoma--General Jurisdiction court--Pending data do not include postconviction remedy cases.

Oregon--Limited Jurisdiction courts--Data for the Justice Court were available for 26 of the 44 court locations. Data for the Municipal Court were available for 94 of the 170 court locations.

Tennessee--General Jurisdiction court--Disposed data were not available for courts located in the ten counties serving as pilot sites for the new computerized information system.

Texas--All courts--All data reported in this table are based on an incomplete number of monthly reports. The reporting rates for the various courts were: District Court and Criminal District Court--ninety-eight percent; Constitutional County Court and County Court at Law--ninety-seven percent; Municipal Court--eighty-four percent; Justice of the Peace Court--seventy-seven percent.

Utah--Limited Jurisdiction court--The only data that were available for the Justice Court covered the six-month period from January 1, 1977 to June 30, 1977. These data were available for 149 of the 179 Justices of the Peace in 769 individual monthly reports.

Washington--Limited Jurisdiction court--No data were available for eleven locations of the Municipal Court.

West Virginia--Limited Jurisdiction court--No data were received for three locations of the Magistrate Court; incomplete data were available for thirteen others.

Wyoming--General Jurisdiction court--Pending and disposed data do not include cases filed before 1974.

Explanation of data included in the category:

South Carolina--General Jurisdiction court--Data reported include criminal cases handled by the South Carolina County Court and the Civil and Criminal Court, both of which are courts of limited jurisdiction.

Data were not available for all courts in the state.

Table 29: Composition of criminal case filings in general jurisdiction courts, 1977.
State and court. Criminal case categories

State and court title	Criminal cases filed										Total criminal
	Felony	Misdemeanor	Felony/ misdemeanor	Preliminary hearing	Ordinance violation	Appeal	Extraordinary writ	Postconviction remedy	Sentence review only	Other criminal	
Alabama--Circuit Court	17,533 ^l			NH	NH					NH	24,143
Alaska--Superior Court	752	32		NH	NH	130				168	1,082
Arizona--Superior Court	10,320	2,911 ^l		NH	NH	(J)				NH	13,231
Arkansas--Circuit Court	8,041	5,733 ^l		NH	NH	(J)					13,774
California--Superior Court	54,653	NH	NH	NH	NH	2,508					57,161
Colorado--District Court, Denver Superior Court, Denver Juvenile Court, and Denver Probate Court .	10,882				NH	385				4,423	15,690
Connecticut--Superior Court			4,464			58	NH				4,522
Delaware--Superior Court			4,097 ^l	NH	NH	(J)				NH	4,097
District of Columbia--Superior Court.	3,417	12,872		7,786	3,098	NH				1,867	29,040
Florida--Circuit Court	91,901	NH	NH		NH	625				NH	92,526
Georgia--Superior Court	30,291	15,698			NH	NH	NH			NH	45,989
Hawaii--Superior Court	356		369								725
Hawaii--Circuit Court	1,656	297		NH	NH	NH				39	1,992
Idaho--STATE TOTAL	2,937	21,001		5,410		96				NH	29,444
Idaho--District Court	2,937	291		NH	NH	96				NH	3,324
Idaho--Magistrates Division	NH	20,710		5,410						NH	26,120
Illinois--Circuit Court	31,663	430,146		57,525			NH				519,334
Indiana--STATE TOTAL	16,147	16,147	16,710	2,016				15,266		15,220	50,139
Indiana--Superior Court and Circuit Court ..	16,147	16,147	14,806	2,016				15,220		46	48,189
Indiana--Criminal Court of Marion County ...			1,904								1,950
Iowa--District Court	18,542	67,384		21,062	83,375						190,363
Kansas--District Court	9,444	9,390		NH	NH	1,041					19,835
Kentucky--Circuit Court			12,699 ^l	NH	NH	974	(J)			NH	13,673
Louisiana--District Court											236,010
Maine--Superior Court	3,094	2,523		NH	(J)		NH	NH	NH	521 ^l	6,138
Maryland--Circuit Court			37,564	NH	NH	5,304		441	322		43,631
Massachusetts--Superior Court											35,254
Michigan--STATE TOTAL	37,787	6,783			79,668	558					124,796
Michigan--Circuit Court	25,614			NH	NH	558					26,172
Michigan--Recorder's Court of Detroit	12,173	6,783			79,668	NH	NH				98,624
Minnesota--District Court											10,012
Mississippi--Circuit Court	6,729			NH	NH	(J)				71 ^l	
Missouri--Circuit Court and Court of Common Pleas				NH	NH						18,130
Montana--District Court					NH						
Nebraska--District Court	3,804 ^l	(J)			NH	2,757 ^k					6,561
Nevada--District Court ^l			1,448	NH	NH						1,448
New Hampshire--Superior Court			4,171		NH	2,821				NH	6,992
New Jersey--Superior Court (Law Division and Chancery Division) and County Court	25,748				NH	3,063	227				29,038
New Mexico--District Court			4,656		NH						4,656
New York--Supreme Court and County Court			31,395	NH	NH					NH	
North Carolina--Superior Court	29,584			NH	NH	21,680				NH	51,264
North Dakota--District Court	901		33	NH	NH	100	12			37	1,083
Ohio--Court of Common Pleas	30,835	NH	NH	NH	NH	NH		NH	NH	NH	30,835
Oklahoma--District Court	20,819	37,456			NH	636		378			59,289
Oregon--Circuit Court		NH	NH		NH						

State and court title	Criminal cases filed										Total criminal
	Felony	Misdemeanor	Felony/ misdemeanor	Preliminary hearing	Ordinance violation	Appeal	Extraordinary writ	Postconviction remedy	Sentence review only	Other criminal	
Pennsylvania--Court of Common Pleas..			63,045			9,167		846			73,058
Puerto Rico--Superior Court	12,209	10,400									23,508
Rhode Island--Superior Court	2,267	601		899	NH	(J)	NH				3,153
South Carolina--Circuit Court			70,829	NH	NH	285					30,829
South Dakota--Circuit Court											
Tennessee--Circuit Court and Criminal Court	14,366	4,678	11,018	NH	NH						30,062
Texas--District Court and Criminal District Court ^l	68,836 ^l	5,985 ^l			NH	NH		1,444 ^l		5,573 ^l	81,838 ^l
Utah--District Court			2,759	NH	NH	593					3,352
Vermont--Superior Court	51	1			NH	(1)		19		NH	71 ^l
Virginia--Circuit Court	27,762	21,482		NH	NH		422			NH	49,666
Washington--Superior Court			10,738	NH	NH	3,403	NH			NH	14,141
West Virginia--Circuit Court				NH	NH						9,875
Wisconsin--Circuit Court and County Court											
Wyoming--District Court	1,284	NH	NH	NH	NH						1,284

Note: All available data are entered in the table. Blank spaces indicate that the data are not available.

X = The data for this casetype are known to be included in the total but were not available by category.
NH = This casetype is not handled by this court.

*These states have a single-tier trial court. These courts have no limited jurisdiction courts under them, so included in their caseload are cases that would be heard by limited jurisdiction courts elsewhere.

^lData are not complete:

- Alabama-- Felony filings only include indictments. All felony cases are included in the total criminal figure.
- Nevada--Data are available for only one district--the Second District (Washoe County). This county contains 25 percent of the total state population.
- South Dakota--No data are included for cases heard by the lawyer magistrates or lay magistrate/clerks who serve this court.
- Texas--The figures reported for this court are based on an incomplete number of monthly reports. The reporting rate was ninety-eight percent.
- Vermont-- Criminal appeals data could not be separated from the more numerous civil appeals data, and, as a result, are not included in the total reported here.

^kExplanation of data included in the category:

- Arizona-- Appeal data are included in the misdemeanor figures.
- Arkansas-- Appeal data are included in the misdemeanor figures.
- Delaware-- Appeal data are included in the felony/misdemeanor figures.
- Kentucky-- Extraordinary writs data are included in the felony/misdemeanor figures.
- Maine-- Ordinance violation data are included in the other criminal figures.
- Mississippi-- Appeal data are included in the other criminal figures.
- Nebraska--The felony category may include a few misdemeanor cases.
- Puerto Rico-- Appeal data are included in all the other listed categories by casetype. There were 306 criminal appeals filed. These are not listed separately to avoid double counting.

^lAdditional information:

- Nebraska--Figures for criminal appeals include some civil appeals cases, also.

Table 30: Composition of criminal case dispositions in general jurisdiction courts, 1977. State and court. Criminal case categories

State and court title	Criminal cases disposed										Total criminal
	Felony	Misdemeanor	Felony/misdemeanor	Preliminary hearing	Ordinance Violation	Appeal	Extraordinary writ	Postconviction remedy	Sentence review only	Other criminal	
Alabama--Circuit Court				NH	NH					NH	23,443
Alaska--Superior Court	764			NH	NH					NH	1,002
Arizona--Superior Court	10,268	2,975		NH	NH	(J)					13,243
Arkansas--Circuit Court	7,710	6,027 ^l		NH	NH	(J)					13,737
California--Superior Court	49,111	NH	NH	NH	NH	2,267					51,378
Colorado--District Court, Denver Superior Court, Denver Juvenile Court, and Denver Probate Court					NH						13,880
Connecticut--Superior Court			4,486			53	NH				4,539
Delaware--Superior Court			3,860 ^l	NH	NH	(J)				NH	3,860
*District of Columbia--Superior Court	3,405	13,349		7,815	2,997					1,863	29,429
Florida--Circuit Court	80,162	NH	NH		NH	459				NH	80,621
Georgia--Superior Court	27,665 ^l	14,549 ^l			NH	NH	NH				42,214 ^l
Guam--Superior Court	310		750								1,060
Hawaii--Circuit Court	1,271	235		NH	NH	NH				24	1,530
*Idaho--STATE TOTAL	2,754	20,835		5,160		100					28,849
District Court	2,754	325		NH	NH	100					3,179
Magistrates Division		20,510		5,160							25,670
Illinois--Circuit Court	31,462	389,830			55,495	NH					476,787
Indiana--STATE TOTAL		13,696	18,836	1,992						16,261	50,785
Superior Court and Circuit Court ..		13,696	16,819	1,992						16,210	48,717
Criminal Court of Marion County ...			2,017							51	2,068
*Iowa--District Court	17,880	69,624		20,604	86,682						194,790
Kansas--District Court	7,276	6,009		NH	NH	1,127					14,412
Kentucky--Circuit Court				NH	NH					NH	
Louisiana--District Court											
Maine--Superior Court	2,346	2,042		NH	(J)		NH	NH	NH	463 ^l	4,851
Maryland--Circuit Court			35,231	NH	NH	5,304					41,284
Massachusetts--Superior Court											40,850
Michigan--STATE TOTAL	41,982	6,161				579					48,722 ^l
Circuit Court	25,737			NH	NH	579				NH	26,316
Recorder's Court of Detroit	16,245	6,161									22,406 ^l
Minnesota--District Court											9,821
Mississippi--Circuit Court				NH	NH						
Missouri--Circuit Court and Court of Common Pleas				NH	NH						18,047
Montana--District Court											
Nebraska--District Court	3,476 ^l	(J)			NH	2,016 ^k					5,492
Nevada--District Court ^l				NH	NH						
New Hampshire--Superior Court			4,488							NH	

State and court title	Criminal cases disposed										Total criminal
	Felony	Misdemeanor	Felony/misdemeanor	Preliminary hearing	Ordinance Violation	Appeal	Extraordinary writ	Postconviction remedy	Sentence review only	Other criminal	
New Jersey--Superior Court (Law Division and Chancery Division) and County Court	24,648					3,336	226				28,210
New Mexico--District Court			4,178		NH						4,178
New York--Supreme Court and County Court			35,255	NH	NH					NH	35,255
North Carolina--Superior Court	28,819			NH	NH	21,168					49,987
North Dakota--District Court	865		39	NH	NH	94	13			NH	1,056
Ohio--Court of Common Pleas	31,135	NH	NH	NH	NH					45	31,135
Oklahoma--District Court	18,174	34,386		NH	NH	416		NH		268	53,244
Oregon				NH	NH						
Pennsylvania--Court of Common Pleas..			58,606			8,528		743			67,877
Puerto Rico--Superior Court	14,365	9,744		893	NH	(J)	NH				25,002
Rhode Island--Superior Court			29,670		NH						29,670
South Carolina--Circuit Court	2,398	89,639									92,037
South Dakota--Circuit Court											
Tennessee--Circuit Court and Criminal Court	14,294 ^l	4,917 ^l		NH	NH						19,211 ^l
Texas--District Court and Criminal District Court ^l	72,092 ^l	5,211 ^l			NH	NH		1,554 ^l		4,253 ^l	83,110 ^l
Utah--District Court			2,606	NH	NH	393					2,999
Vermont--Superior Court	35	0			NH	(I)					56 ^l
Virginia--Circuit Court	27,876	19,658		NH	NH			21			47,943
Washington--Superior Court							409				14,664
West Virginia--Circuit Court											
Wisconsin--Circuit Court and County Court											8,512
Wyoming--District Court	1,352 ^l		73,664	NH	NH					62,913	136,577

Note: All available data are entered in the table. Blank spaces indicate that the data are not available.

X = The data for this casetype are known to be included in the total but were not available by category.

NH = This casetype is not handled by the court.

*These states have a single-tier trial court. These courts have no limited jurisdiction courts under them, so included in their caseload are cases that would be heard by limited jurisdiction courts elsewhere.

^lData are not complete:

Georgia--Disposition data include cases filed after July 1, 1970. Cases filed before that date have not been entered into the computerized information system so data on them are not available.

Michigan--Disposition data for the Recorder's Court of Detroit and for the state total do not include ordinance violations.

Nevada--Data are available for only one district--the Second District (Washoe County). This county contains 25 percent of the total state population.

South Dakota--No data are included for cases heard by the lawyer magistrates or lay magistrate/clerks who serve this court.

Tennessee--No data are included for courts in ten counties selected as pilot sites for the new computerized statistical information system.

Texas--The figures reported for this court are based on an incomplete number of monthly reports. The reporting rate was ninety-eight percent.

Vermont--Criminal appeals data could not be separated from the more numerous civil appeals data, and, as a result, are not included in the total reported here.

Wyoming--Disposition data do not include cases filed prior to 1974.

^lExplanation of data included in the category:

Arizona--Appeal data are included in the misdemeanor figures.

Arkansas--Appeal data are included in the misdemeanor figures.

Delaware--Appeal data are included in the felony/misdemeanor figures.

Kentucky--Extraordinary writs data are included in the felony/misdemeanor figures.

Maine--Ordinance violation data are included in the other criminal figures.

Mississippi--Appeal data are included in the other criminal figures.

Nebraska--The felony category may include a few misdemeanor cases.

Puerto Rico--Appeal data are included in all the other listed categories by casetype. There were 306 criminal appeals filed. These are not listed separately to avoid double counting.

^kAdditional information:

Nebraska--Figures for criminal appeals include some civil appeals, also.

Table 32, page 2

State, court title, and unit of count	Adult population in thousands	Beginning pending	Filed	Disposed	End pending	As percent of filed		Change in pending		Filed (disposed) per 100,000 population
						Disposed	pending	Number	Percent	
Number of defendants (continued)										
Hawaii--STATE TOTAL.....	613	46P	297	16,037	53P			6P	1P	(2,616)
Circuit Court ¹⁰	--	468	297	235	530	79	178	62	13	48
District Court ¹⁰	--	--	--	15,802	--	--	--	--	--	(2,578)
Idaho--STATE TOTAL.....	575	4,025	21,001	20,835	4,191	99	20	166	4	3,652
District Court ⁹	--	77	291	325	43	112	15	-34	-44	51
Magistrates Division ⁹	--	3,948	20,710	20,510	4,148	99	20	200	5	3,602
Maryland--District Court ⁹	2,920	111,688	101	101	101					3,825
Michigan--Recorder's Court of Detroit ⁹	6,290	6,783	6,161	6,161	91			(622)		108
New York--STATE TOTAL.....	12,840	101,081P	139,955P	45,467P						78P
District Court and City Court ⁹	--	--	--	45,467P						(354)P
Criminal Court of the City of New York.....	--	101,081	94,528	94,528						787
Town and Village Court ⁹	--	--	--	--						(736)
Ohio--STATE TOTAL.....	7,497	27,344	252,596	255,666	24,274	101	10	-3,070	11	3,369
County Court ⁹	--	2,634	23,051	23,043	2,646	100	11	12	41	307
Municipal Court ⁹	--	24,710	229,545	232,623	21,629	101	9	-3,081	-12	3,062
Pennsylvania--Philadelphia Municipal Court ⁹	8,512	3,603	40,293	39,794	3,858	99		165	4	473
Texas--STATE TOTAL.....	8,756	186,842P	887,348P	682,778P	192,760P			5,918P	3P	10,134P
District Court and Criminal District Court ¹⁰	--	5,475P	5,985P	5,211P	6,249P	87P	104P	774P	14P	68P
County Court at Law and Constitutional County Court ⁹	--	181,367P	138,809P	182,058P	186,511P			5,144P	3P	1,585P
Municipal Court ⁹	--	420,020P	280,217P	280,217P	67P			(139,803)P		4,797P
Justice of the Peace Court ⁹	--	322,524P	215,292P	215,292P	67P			(107,242)P		3,684P
Virginia--Circuit Court.....	3,614	4,465	21,482	19,658	6,289	92	29	1,824	41	594
Washington--District Court and Justices of the Peace ⁹	2,614	--	67,264	--	--			--		2,573
Number of charges										
Delaware--STATE TOTAL.....	408	944P	23,648P	7,507P	99P			46P	5P	5,796P
Court of Common Pleas ¹⁰	--	944	6,325	6,279	990	99	16	46	5	1,350
Alameda County ¹⁰	--	--	--	1,228	--			--		(501)
Justice of the Peace Court ¹⁰	--	--	17,323	--	--			--		4,246
Puerto Rico--STATE TOTAL.....	19,010	56,927	56,810	19,127	100	34	117	41		
Superior Court ¹⁰	--	7,526J	10,400J	9,744J	8,182J	94J	79J	656J	9J	
District Court ¹⁰	--	11,484	46,527	47,066	10,945	101	24	-339	-5	
No consistent definition										
Minnesota--County Court ¹²	2,783	10,844	36,766	33,035	14,575	90	40	3,731	34	1,321
New Hampshire--STATE TOTAL.....	595	--	27,205	27,205	--			--		(4,572)
District Court ¹²	--	--	25,577	25,577	--			--		(4,299)
Municipal Court ¹²	--	--	1,628	1,628	--			--		(274)

Data are not complete:
 Arizona--Justices of the Peace--Incomplete data were reported for ten court locations.
 Arkansas--Municipal Court--No data were available for nine counties; six months of data were available for six others.
 City Court, Police Court, and Justice of the Peace Court--No data were available for forty-five court locations; six months of data were available for two others.
 Georgia--Superior Court--Pending and disposed cases include only cases that were filed after July 1, 1970 when a new computerized information system was started.
 State Court--No data were available for the State Court of DeKalb County.
 Illinois--Pending data do not include data from Cook County.
 Iowa--Pending data do not include figures for nonindictable state cases, and do not include "regular criminal" cases.
 Maryland--District Court--Disposed data include adult offenses against juveniles.
 Massachusetts--Juvenile Court--No data were available for misdemeanor cases handled by the court located in Worcester.
 New York--District Court and City Court--No data were available for three court locations; incomplete data were available for ten others.
 Oregon--Justice Court--No data were reported for eighteen of the forty-four court locations.
 South Dakota--No data are included for the cases handled by lawyer magistrates or lay magistrate/clerks in this court.
 Texas--Data reported for all courts are based on incomplete response from the various court locations. The response rates for the various courts were: District Court, Criminal District Court, Domestic Relations Court, and Juvenile Court--ninety-eight percent; Constitutional County Court, County Court at Law and Probate Court--ninety-seven percent; Municipal Court--eighty-four percent; and Justice of the Peace Court--seventy-seven percent.
 Utah--Justice Court--Data were reported for a six-month period only.
 West Virginia--No data were reported for three court locations; incomplete data were reported for thirteen others.

Explanation of data included in the category:
 Arizona--Superior Court--Data given for misdemeanor cases also includes criminal appeals from lower courts and other nonfelony criminal cases.
 Arkansas--Circuit Court--Misdemeanor cases are generally appeals (trial de novo from lower courts).
 Illinois--Misdemeanor cases include ordinance violation, conservation violation, and felony preliminary hearing cases in Cook County.
 Massachusetts--District Court--Data given for misdemeanor cases also includes some felony cases. A maximum 5-year sentence may be given for these felony cases.
 Missouri--Misdemeanor filing data include 12,248 license cases.
 Puerto Rico--Superior Court--The data given here also include appeals of misdemeanor cases filed in the court.
 Rhode Island--District Court--Data given for misdemeanor cases include traffic cases that were not handled by the Administrative Adjudication Division of the Department of Transportation.
 Texas--County Court at Law and Constitutional County Court--Pending and disposed data also include criminal appeal cases.
 Utah--City Court--Data given for misdemeanor cases include state misdemeanors and preliminary hearings on felony cases.
 Data were not available for all courts in the states.

Table 33: Combined felony and misdemeanor caseload, 1977 (continued).

Data are not complete:
 Alabama--Data are not available for miscellaneous felony cases; the number given represents felony indictments filed only.
 Alaska--Superior Court--Cases disposed do not include misdemeanors; they are felony cases only.
 Arizona--Justices of the Peace--Incomplete data were reported for ten court locations.
 Arkansas--Municipal Court--No data were available for nine counties; six months of data were available for six others.
 City Court, Police Court, and Justice of the Peace Court--No data were available for forty-five court locations; six months of data were available for two others.
 Georgia--Superior Court--Pending and disposed cases include only cases that were filed after July 1, 1970 when a new computerized information system was started.
 State Court--No data were available for the State Court of DeKalb County.
 Illinois--Pending data do not include data from Cook County.
 Maryland--District Court--Dispositions include adult offenses against juveniles only.
 Massachusetts--Juvenile Court--No data were available for misdemeanor cases handled by the court located in Worcester.
 District Court and City Court--No data were available for three court locations; incomplete data were available for ten others.
 Nevada--Data were available for the court located in the Second District (Nashua County), only. This county contains approximately two-fifths percent of the total state population.
 New York--Supreme Court and County Court--Pending data do not include felony/misdemeanor indictments outside New York City.
 Oregon--Justice Court--No data were reported for eighteen of the forty-four court locations.
 South Dakota--No data were included for cases handled by lawyer magistrates or lay magistrate/clerks in this court.
 Tennessee--Disposed data were not available for any of the ten counties serving as pilot sites for the new computerized information system.
 Texas--Data reported for all courts are based on incomplete responses from the various court locations. The response rates for the various courts were:
 District Court, Criminal District Court, Domestic Relations Court, and Juvenile Court--ninety-eight percent; Constitutional County Court and County Court at Law--ninety-seven percent; Municipal Court--eighty-four percent; and Justice of the Peace Court--seventy-seven percent.
 Utah--Justice Court--Data were reported for a six-month period only.
 West Virginia--No data were reported for three court locations; incomplete data were reported for thirteen others.
 Wyoming--No data are available for pending or disposed cases that were filed prior to 1974.

Explanation of data included in the category:
 Arizona--Superior Court--Misdemeanor cases also include criminal appeals from lower courts and other nonfelony criminal cases.
 Arkansas--Circuit Court--Misdemeanor cases are generally appeals trial de novo from lower courts.
 Delaware--Superior Court--The data reported here also include appeals that are tried de novo.
 Illinois--Misdemeanor cases include ordinance violation, conservation violation, and felony preliminary hearing cases in Cook County.
 Iowa--Criminal appeals handled by the court are included in the data.
 Kentucky--The data reported here may include prisoner petitions filed in addition to felony and misdemeanor cases.
 Massachusetts--District Court--Data given for misdemeanor cases also includes some felony cases.
 Missouri--Circuit Court and Court of Common Pleas--Data reported here include criminal appeals in addition to the felony and misdemeanor cases.
 St. Louis Court of Criminal Correction--Filing data include 12,248 license cases.
 Pennsylvania--Court of Common Pleas--Data are included for criminal appeals cases that are tried de novo, in addition to felony and misdemeanor cases.
 Puerto Rico--Superior Court--The data given here include criminal appeals of felony and misdemeanor cases.
 Rhode Island--District Court--Data given include traffic cases that were not handled by the Administrative Adjudication Division of the Department of Transportation.
 Texas--County Court at Law and Constitutional County Court--Pending and disposed data also include criminal appeal cases that could not be separated from the other data.
 Utah--City Court--Data given for misdemeanor cases include state misdemeanors preliminary hearing on felony cases.

Table 34: Ordinance violations caseload for trial courts, 1977. State population within unit of count groupings. Courts reporting ordinance violations caseload. Disposed and end pending as a percent of filed. Number and percent change in pending. Filed per 100,000 adult population

State, court title, and unit of count	Adult population in thousands	Beginning pending	Filed	Disposed	End pending	As percent of filed		Change in pending		Filed per 100,000 population
						Disposed	End pending	Number	Percent	
Informations, indictments, complaints										
Illinois--Circuit Court ⁷	7,863		57,525	55,495	31,916	96	38	2,030	-9	732
Iowa--District Court ⁶	2,042	35,223	83,375	86,682	1,312	104	15	-3,507	-3	4,083
Nebraska--County Court ^{7,11}	1,096	1,357	8,568	8,613	1,748 ¹	101	29 ¹	-45	17 ¹	782
Oregon--Municipal Court ^{1,11}	1,704	4,507 ¹	18,235 ¹	17,487 ¹	5,255 ¹	96 ¹	29 ¹	748 ¹	17 ¹	1,070 ¹
Utah--City Court ⁷	804		17,243							2,145
Wisconsin--Municipal Justice Court ⁷	3,251			29,464 ¹						(906) ¹
Number of defendants										
California--STATE TOTAL.....	15,632		49,363	39,844		85		(9,519)		316
Municipal Court ⁹	--		43,260	34,468		80		(8,792)		277
Justice Court ⁹	--		6,103	5,376		88		(727)		39
District of Columbia--Superior Court ⁹	499	282	3,098	2,997	383	97	12	101	36	621
Florida--County Court ⁹	6,233		60,655	54,521		90		6,134		975
Kentucky--Police Court ⁹	2,408		194,007							8,057
Michigan--Recorder's Court of Detroit ⁹	6,290		79,668							1,267
New York--STATE TOTAL.....	12,840		476,200 ^P	20,008 ^{1P}						3,709 ^P
District Court and City Court ^{1,9}	--			20,008 ¹						(156) ¹
Criminal Court of the City of New York ⁸	--		476,200							3,709
Pennsylvania--District Justice Court ⁹	8,512		214,413	183,013		85		31,400		2,519
Washington--Municipal Court ⁹	2,614		43,379 ¹							1,659 ¹
Number of charges										
Hawaii--District Court ¹⁰	613	588	19,238	18,926	900	98	5	-312	53	3,138
Puerto Rico--District Court ¹⁰		147	300	345	102	115	34	-45	-31	
No consistent definition										
Minnesota--County Court ¹²	2,783	1,166	4,796	4,487	1,477	94	31	311	27	172

Note: All available data are entered in the table and all appropriate calculations are included. Blank spaces indicate that either the data are not available or the calculations were not appropriate.

¹Data are not complete:
 New York--District Court and City Court--No data were available for three court locations; ten others supplied incomplete data.
 Oregon--Data were reported for only 94 of the total 170 courts.
 Washington--No data were available for eleven court locations.
 Wisconsin--No data were reported for fifteen court locations.
 Data were not available for all courts in the state.

⁶The criminal case unit of count is the number of informations or indictments.
⁷The criminal case unit of count is the number of informations, indictments, or complaints.
⁸The criminal case unit of count is the number of defendants on the information or indictment.
⁹The criminal case unit of count is the number of defendants on the information, indictment, or complaint.
¹⁰The criminal case unit of count is the number of charges.
¹¹The criminal case unit of count is the case number assigned to the information, indictment, or complaint at arraignment.
¹²The criminal case unit of count is not consistent statewide.

Table 37: Criminal disposition types for trial courts, 1977.
 State adult population within unit of count group in courts reporting criminal disposition types. Pleas, total convictions, trial convictions, acquitted, nolle prosequi, and dismissed. Each disposition type as a percent of criminal dispositions

State, court title, and unit of count	Adult population in thousands	Total criminal dispositions	Plea		Total conviction		Trial conviction		Acquittal		Nolle prosequi		Dismissal	
			Number	As percent of dispositions	Number	As percent of dispositions	Number	As percent of dispositions	Number	As percent of dispositions	Number	As percent of dispositions	Number	As percent of dispositions
Informations, indictments, complaints														
Alaska--STATE TOTAL.....	259	764 ^P	13,138 ^P		13,889 ^P		751 ^P		338 ^P				4,311 ^P	
Superior Court ⁶	--	764 ^I	398 ^I 52 ^I		501 ^I 66 ^I		103 ^I 13 ^I		20 ^I 3 ^I				182 ^I 24 ^I	
District Court ⁷	--	--	12,740		13,388		648		318				4,129	
Illinois--Circuit Court ⁷	7,863	31,462 ^I	17,827 ^I 57 ^I		20,320 ^I 65 ^I		2,351 ^I 7		1,405 4				12,499 ^I 40 ^I	
Indiana--Criminal Court of Marion County ⁷	3,705	2,068	838 41										447 22	
Massachusetts--Boston Municipal Court ⁷	4,157		6,969		8,277				1,129				2,536	
Missouri--St. Louis Court of Criminal Correction ⁷	3,432	16,309	9,413 58		10,327 63		914 6		40 <1					
New Jersey--STATE TOTAL.....	5,208	327,723	14,018 ^P		124,444 38		1,620 ^P		1,276 ^P				7,521 ^P	
Superior Court (Law Division) and County Court ⁶	--	28,210	14,018 50		15,638 55		1,620 6		1,276 5				7,521 27	
County District Court ⁷	--	3,263			925 28									
Municipal Court ⁷	--	296,290			107,881 35									
South Dakota--Circuit Court ⁶	476	13,273 ^I	8,142 ^I 61 ^I		8,833 ^I 67 ^I		691 ^I 5 ^I		174 ^I 1 ^I				2,206 ^I 17	
Utah--District Court ⁷	804	2,999	1,591 53										580 19	
Vermont--STATE TOTAL.....	335	18,077	12,866 71							6 ^P			4,849 27	
Superior Court ⁶	--	56	11 20							6 11			7 12	
District Court ⁷	--	18,021	12,855 71										4,842 27	
Wyoming--District Court ⁶	278	1,352	582 43										376 28	
Number of defendants														
Alabama--Circuit Court ⁸	2,542	23,443	13,841 59											
Arizona--Superior Court ⁸	1,567	13,243	7,288 55										4,214 32	
California--STATE TOTAL.....	15,632	739,393 ^I	422,196 57		440,607 60		18,411 2		12,983 2				157,378 21	
Superior Court ⁸	--	49,111 ^I	35,089 71		41,644 85		6,555 13		1,540 3				5,441 11	
Justice Court ⁹	--	64,921	28,651 44		31,451 48		2,800 4		2,053 3				10,585 16	
Municipal Court ⁹	--	625,321	358,456 57		367,512 59		5,056 1		9,390 2				141,352 23	
Connecticut--Superior Court ⁸	2,237	4,486 ^I	3,380 ^I 75 ^I		3,472 ^I 77 ^I		92 ^I 2 ^I		60 ^I 1 ^I		812 ^I 18 ^I		142 ^I 3 ^I	
Delaware--Superior Court ⁸	408	3,860	2,478 64		2,741 71		263 7		86 2					
District of Columbia--Superior Court ⁹	499	29,429	5,556 19							5,439 18			1,425 5	
Florida--STATE TOTAL.....	6,233	294,151 ^I	126,855 43		134,967 46		8,108 3							
Circuit Court ⁹	--	80,162 ^I	20,631 ^I 26 ^I		22,785 ^I 28 ^I		2,154 ^I 3 ^I							
County Court ⁹	--	213,989	106,228 50		112,182 52		5,954 3							
Georgia--STATE TOTAL.....	3,435	101,561 ^I	67,724 ^I 67 ^I										11,525 ^I 17 ^I	
Superior Court ⁹	--	42,214 ^I	32,147 ^I 76 ^I										11,525 ^I 27 ^I	
State Court ¹ and County Court ⁹	--	59,853 ^I	34,407 ^I 62 ^I											
Probate Court ⁹	--	3,501	1,170 33											
Hawaii--STATE TOTAL.....	613	37,175	620 ^P		7,950 ^P					1,970 5			7,079 19	
Circuit Court ⁸	--	1,530	620 41							383 25			68 4	
District Court ¹⁰	--	35,645			7,950 22					1,587 4			7,011 20	
Michigan--Recorder's Court of Detroit ⁹	6,290	22,406 ^I	12,355 ^I 55 ^I		13,804 ^I 62 ^I		1,569 ^I 7 ^I		1,102 ^I 5 ^I				6,541 ^I 29 ^I	
New York--STATE TOTAL.....	12,840	368,342 ^I	170,575 ^I 46 ^I		139,751 ^I 38 ^I		2,638 ^I 7 ^I		1,598 ^I 4 ^I				135,030 ^I 37 ^I	
Supreme Court and County Court ⁸	--	35,295	24,895 71		27,149 77		2,254 6		1,064 3				7,042 20	
Criminal Court of the City of New York ⁹	--	231,500 ^I	112,218 ^I 48 ^I		112,602 ^I 49 ^I		384 ^I <1 ^I		534 ^I <1 ^I				89,718 ^I 39 ^I	
District Court and City Court ¹	--	101,587 ^I	33,462 ^I 33 ^I										38,270 ^I 38 ^I	

Ohio--STATE TOTAL.....	7,497	327,441	147,669	45						12,856	4	47,641	16	
Court of Common Pleas ^B	--	31,135	17,502	56						3,837	12	438	1	
County Court ^B	--	26,817	10,032	37						1,602	6	4,166	15	
Municipal Court ^B	--	269,489	120,135	45						7,417	3	43,037	16	
Pennsylvania--STATE TOTAL.....	8,512	467,014	202,530	43	26,770 ^P		18,342 ^P			22,561 ^P		14,272 ^P		
Court of Common Pleas ^B	--	67,877	26,783	39						8,873	13	379	<1	
Philadelphia Municipal Court ^B	--	39,754	2,008	5						13,688	34			
District Justice Court ⁹	--	359,383	173,739	48	26,770	7	18,342	5				13,893	4	
Texas--STATE TOTAL.....	8,756	760,677 ¹	115,038 ^P	119,614 ^P	90,016 ¹	12 ¹	13,865 ¹	2 ¹				197,686 ¹	26 ¹	
District Court and Criminal District Court ^{1,8}	--	83,110 ¹	41,170 ¹	50 ¹	44,303 ¹	53 ¹	3,133 ¹	4 ¹	95 ¹	1 ¹		30,412 ¹	37 ¹	
County Court at Law and Constitutional County Court ^{1,9}	--	182,058 ¹	73,868 ¹	41 ¹	75,311 ¹	41 ¹	1,443 ¹	<1 ¹	1,359 ¹	<1 ¹		89,863 ¹	49 ¹	
Municipal Court ^{1,9}	--	280,217 ¹			48,410 ¹	17 ¹	7,967 ¹	3 ¹				36,448 ¹	13 ¹	
Justice of the Peace Court ^{1,9}	--	215,292 ¹			37,030 ¹	17 ¹	3,588 ¹	2 ¹				40,963 ¹	19 ¹	
Virginia--Circuit Court.....	3,614	47,943	19,737	41							7,917	17	1,555	3
Number of charges														
Puerto Rico--STATE TOTAL.....		89,576	35,809	29	31,033	35	5,220	6	14,071	16	2,616 ^P	3 ^P	29,133	33
Superior Court ¹⁰	--	25,002	10,207	41	12,341	49	2,134	9	3,066	12			8,268	33
District Court ¹⁰	--	64,574	15,602	24	18,692	29	3,086	5	11,005	17	2,616	4	20,865	32
No consistent definition														
Minnesota--STATE TOTAL.....	2,783	69,794 ¹	39,070 ¹	56 ¹									22,779 ¹	33 ¹
District Court ¹²	--	9,821	6,620	67									2,382	24
County Court ¹²	--	33,035 ¹	19,989 ¹	60 ¹									6,772 ¹	20 ¹
County Municipal Court ¹²	--	26,938	12,461	46									13,625	51
New Hampshire--Superior Court ¹²	595	6,636	2,847	43					1,621		24			
North Carolina--STATE TOTAL.....	3,861	397,026	163,250	41										
Superior Court ^{k,12}	--	49,987	25,031	50										
District Court ¹²	--	347,039	138,219	40										

Note: All available data are entered in the table and all appropriate calculations are included. Blank spaces indicate that either the data are not available or the calculations were not appropriate.
 All courts for Hawaii are displayed in the number of defendants grouping, because this is the unit of count for the general jurisdiction court in Hawaii.

-- = Not applicable.

¹Data are not complete:

- Alaska--Superior Court--Data are given for felony cases only.
- California--Superior Court--Data are given for felony cases only.
- Connecticut--Superior Court--Data are given for felony and misdemeanor cases only.
- Florida--Circuit Court--Data are given for felony cases only.
- Georgia--Superior Court--Data are given for cases filed after June 30, 1970 only.
- State Court--No data were available for the court located in DeKalb County.
- Illinois--Data are given for felony cases only.
- Michigan--Data are given for felony and misdemeanor cases only.
- Minnesota--County Court--Data are given for misdemeanor cases only.
- New York--Criminal Court of the City of New York--Data do not include non-traffic summons ordinance violations.
- District Court and City Court--No data were received from three court locations; another ten reported incomplete data.
- South Dakota--Data are given for felony and misdemeanor cases only.
- Texas--All Courts--Data contained in this table are based on an incomplete number of monthly reports received for all courts. The reporting rates for the various courts were: District Court and Criminal District Court--ninety-eight percent; County Court at Law and Constitutional County Court--ninety-seven percent; Municipal Court--eighty-four percent; Justice of the Peace Court--seventy-seven percent.

²Explanation of data included in the category:

- Illinois--Total convictions includes 142 misdemeanor convictions that were otherwise not identified.
- ^PData were not available for all courts in the state.

Table 38: Criminal trial data for trial courts, 1977 (continued).

¹Data are not complete:
 Georgia—Superior Court—Data are given for cases filed on or after July 1, 1970. Cases filed prior to that time are not entered in the statistical reporting system.
 State Court—No data are included for the State Court of DeKalb County.
 Nevada—Data are available for the Second District (Washoe County), only. Approximately twenty-five percent of the total state population live there.
 New York—District Court and City Court—No data were received from three court locations; incomplete data were received from 10 court locations.
 South Dakota—Data are included for felony and "high grade misdemeanor" disposed by the court, but not for "low grade misdemeanor." Also, no data are included for cases disposed by the lawyer magistrates or lay magistrates who serve this court.
 Texas—Municipal Court—Data reported here are based on the monthly reports received by the Texas Judicial Council—eighty-four percent of the possible total.
 Justice of the Peace Court—Data reported here are based on the monthly reports received by the Texas Judicial Council—seventy-seven percent of the possible total.
 Wyoming—No data are included for cases filed before 1974.

Trial definitions:
 A = A trial is counted if tried to judgment, completion, verdict, or decision.
 B = A jury trial is counted when the jury selection begins (if first juror is drawn).
 C = A jury trial is counted when the jury is sworn (impaneled).
 D = A non-jury trial is counted when the first witness is sworn.
 E = A non-jury trial is counted at the point when an opening statement or the introduction of any evidence occurs.
 F = A trial is counted when it has officially begun.
 G = A non-jury trial is counted at the point when an opening statement or the introduction of any evidence occurs. Guilty pleas are not counted as trials.
 H = A trial is not counted in the same way throughout the state.
 I = A non-jury trial is counted when the first witness is sworn. Guilty pleas are counted as trials.
 J = A non-jury trial is counted if the case is not disposed of by a jury trial.
 K = A trial is counted if tried to verdict or decision. Guilty pleas are counted as trials.
 N = A non-jury trial is counted if the case is contested (an attorney appears in opposition).

⁶The criminal case unit of count is the number of informations or indictments.
⁷The criminal case unit of count is the number of informations.
⁸The criminal case unit of count is the number of defendants on the information or indictment.
⁹The criminal case unit of count is the number of defendants on the information, indictment, or complaint.
¹⁰The criminal case unit of count is the number assigned at the arraignment.
¹¹The criminal case unit of count is the number of charges.
¹²The criminal case unit of count is not consistent statewide.

Table 39: General jurisdiction, limited jurisdiction, and all trial courts traffic caseflow, 1977. State population. Disposed and end pending as a percent of filed. Number and percent change in pending

State	State population in thousands	General jurisdiction courts				As percent of filed		Change in pending		Limited	
		Beginning pending	Filed	Disposed	End pending	Disposed	End pending	Number	Percent	Beginning pending	Filed
Alabama	3,783	NH	NH	NH	NH	--	--	--	--	4P	179,604P
Alaska	396	NH	NH	NH	NH	--	--	--	--	--	86,636
Arizona	2,427	NH	NH	NH	NH	--	--	--	--	--	153,730P
Arkansas	2,207	NH	NH	NH	NH	--	--	--	--	--	382,912P
California	22,350	NH	NH	NH	NH	--	--	--	--	--	14,274,203P
Colorado	2,696	NH	NH	NH	NH	--	--	--	--	37,422P	146,571P
Connecticut	3,089	NH	NH	NH	NH	--	--	--	--	19,005	262,872
Delaware	595	NH	NH	NH	NH	--	--	--	--	781P	83,804P
District of Columbia	682	6,867	120,526	120,808	6,585	100	5	-281	-4	--	--
Florida	8,889	NH	NH	NH	NH	--	--	--	--	--	1,936,458
Georgia	5,212	3,082P	11,138	11,075P	3,145P	99P	28P	63P	2P	--	274,845P
Hawaii	111	2,878	15,877	15,452	3,303	97	21	425	15	--	--
Idaho	916	113	108	126	95	117	88	-18	-16	46,256	618,886
Illinois	883	5,017	193,277	192,673	5,621	100	3	70	12	--	--
Indiana	11,408	5,465	2,343,770	2,273,266	97	97	1,990	37	43,342P	216,703P	
Iowa	2,914	16,796	271,039	266,429	21,406	98	8	4,610	27	--	--
Kansas	2,318	83K	107,870K	101,655K	6,290K	94K	6K	6,215K	(K)	--	--
Kentucky	3,575	NH	NH	NH	NH	--	--	--	--	--	418,962
Louisiana	4,016	NH	NH	NH	NH	--	--	--	--	--	382,865P
Maine	1,105	397	1,881	1,429	849	76	45	452	114	--	--
Maryland	4,195	NH	NH	NH	NH	--	--	--	--	--	672,516
Massachusetts	5,744	NH	NH	NH	NH	--	--	--	--	3,098,300P	3,098,300P
Michigan	9,127	3,169P	865,267	9,668P	4,426P	--	--	1,257P	40P	333,433P	1,556,207P
Minnesota	3,980	NH	NH	NH	NH	--	--	--	--	6,331P	72,137P
Mississippi	2,460	NH	NH	NH	NH	--	--	--	--	--	--
Missouri	4,845	NH	NH	NH	NH	--	--	--	--	--	173,862P
Montana	771	NH	NH	NH	NH	--	--	--	--	--	--
Nebraska	1,554	NH	NH	NH	NH	--	--	--	--	11,602P	177,255P
Nevada	678	NH	NH	NH	NH	--	--	--	--	--	--
New Hampshire	872	NH	NH	NH	NH	--	--	--	--	--	--
New Jersey	7,342	NH	NH	NH	NH	--	--	--	--	--	3,496,739P
New Mexico	1,225	NH	NH	NH	NH	--	--	--	--	--	81,853
New York	17,892	NH	NH	NH	NH	--	--	--	--	--	63,548P
North Carolina	5,668	NH	NH	NH	NH	--	--	--	--	72,698	721,048
North Dakota	649	2	4	4	4	--	--	(-2)	--	--	--
Ohio	10,771	NH	NH	NH	NH	--	--	--	--	51,459P	1,318,879P
Oklahoma	2,866	41,046	186,171	179,814	47,403	97	25	6,357	15	--	--
Oregon	2,439	NH	NH	NH	NH	--	--	--	--	100,818P	695,355P
Pennsylvania	11,882	NH	NH	NH	NH	--	--	--	--	--	2,661,937
Puerto Rico	3,321	NH	NH	NH	NH	--	--	--	--	18,494	71,075
Rhode Island	955	NH	NH	NH	NH	--	--	--	--	--	829P
South Carolina	2,989	NH	NH	NH	NH	--	--	--	--	--	399,668P
South Dakota	689	--	--	--	--	--	--	--	--	--	--
Tennessee	4,402	1,811	1,202P	--	--	--	--	--	--	--	--
Texas	13,192	NH	NH	NH	NH	--	--	--	--	45,607P	6,029,422P
Utah	1,316	NH	NH	NH	NH	--	--	--	--	--	924,177P
Vermont	492	NH	NH	NH	NH	--	--	--	--	3,679	43,893
Virginia	5,206	NH	NH	NH	NH	--	--	--	--	--	844,365
Washington	3,772	NH	NH	NH	NH	--	--	--	--	--	1,835,326P
West Virginia	1,906	NH	NH	NH	NH	--	--	--	--	--	--
Wisconsin	4,613	--	--	321,610	--	--	--	--	--	--	--
Wyoming	412	NH	NH	NH	NH	--	--	--	--	--	--

Note: All available data are entered in the table and all appropriate calculations are included. Blank spaces indicate that either the data are not available or the calculations were not appropriate.

NH = This case type is not handled in this court.
 -- = Not applicable.

¹Data are not complete:
 Alaska—Limited jurisdiction courts—The only pending data that were available for the District Court were for misdemeanor traffic cases.
 Arizona—Limited jurisdiction courts—Incomplete data were reported for Justices of the Peace located in ten counties.
 Arkansas—Limited jurisdiction courts—No data were reported for nine locations of the Municipal Court or forty-five of the City Court, Police Court, and Justice of the Peace Court. Incomplete data were reported by six locations of the Municipal Court and two of the City Court, Police Court, and Justice of the Peace Court.
 Georgia—General jurisdiction courts—No pending or disposed data are reported for cases filed before July 1, 1970.
 Limited jurisdiction courts—No data were available for the State Court of DeKalb County or for one circuit of the Juvenile Court. Another circuit of the Juvenile Court reported filings only.
 Louisiana—Limited jurisdiction courts—No data were available for two locations of the City Court and Parish Court. Data for the entire year for other locations of these courts were estimated, based on varying amounts of data.
 Michigan—Limited jurisdiction courts—No data were reported for the Municipal Court located in Troy.
 Missouri—Limited jurisdiction courts—No data were available for twenty locations of the Magistrate Court; another fourteen locations reported filings only.

Table 39, page 2

Jurisdiction courts				All trial courts											
Disposed	End pending	As percent of filed		Change in pending		Beginning pending	Filed	Disposed	End pending	As percent of filed		Change in pending			
		82P	18P	Number	Percent					82P	18P	Number	Percent		
147,001 ^P	32,603 ^P	82P	18P	32,603 ^P		0 ^P	179,604 ^P	147,001 ^P	32,603 ^P	82P	18P	32,603 ^P	(k)		
76,505 ^I							86,636	78,505 ^I							
							153,730 ^I								
							382,912 ^I								
12,631,824 ^S		88 ^S		(1,642,379) ^S		14,274,203 ^S	12,631,824 ^S			88 ^S		(1,642,379) ^S	17 ^P		
142,231 ^P	43,762 ^P	96	29			37,422 ^P	148,571 ^P	142,231 ^P	43,762 ^P	96	29				
265,236	16,591	101	6	-2,454	-13	19,005	262,872	265,236	16,551	101	6	-2,454	-13		
24,126 ^P	418 ^P					781 ^P	83,804 ^P	24,126 ^P	418 ^P						
--	--	--	--	--	--	6,867	120,526	120,808	6,585	100	5	-281	-4		
1,787,583		92		(148,920)		3,082 ^I	1,936,458	1,787,583		92		(148,920)			
268,530 ^I		98 ^I		(6,315) ^I		2,878	285,983 ^I	279,609 ^I	3,145 ^I	98 ^I		(6,378) ^I			
--	--	--	--	--	--		15,877	15,452	3,303	97	21	425	15		
611,108	54,034	99	9	7,778	17	46,369	618,994	611,234	54,129	99	9	7,760	19		
--	--	--	--	--	--	5,017	193,277	192,673	5,621	100	3	604	12		
--	--	--	--	--	--		2,343,770	2,273,266		97		(70,504)			
205,058 ^P	54,987 ^P	99 ^P	25 ^P	11,645 ^P	27 ^P	48,704 ^P	311,463 ^P	297,373 ^P	62,339 ^P	99 ^P	20 ^P	13,635 ^P	28 ^P		
--	--	--	--	--	--	16,796	271,039	266,429	21,406	98	8	4,610	27		
							107,870 ^P	101,653 ^P	6,298 ^P	94 ^P	6 ^P	6,213 ^P	8 ^P		
							418,962								
							382,865 ^I								
							1,881 ^P	1,429 ^P	849 ^P	76 ^P	45 ^P	452 ^P	114 ^P		
							672,916								
1,535,789 ^I	353,851 ^I	99 ^I	23 ^I	20,418 ^I	6 ^I	336,602 ^I	3,098,306 ^S	1,545,457 ^I	358,277 ^I			21,675 ^I	6 ^I		
529,070	6,436 ^P	9 ^P	9 ^P	105 ^P	2 ^P	6,331 ^P	2,421,474 ^I	529,070	6,436 ^P	9 ^P		105 ^P	2 ^P		
163,357 ^P							173,862 ^P	163,357 ^P							
174,899 ^P	13,958 ^P	99 ^P	8 ^P	2,350 ^P	20 ^P	11,602 ^P	177,259 ^P	174,899 ^P	13,958 ^P	99 ^P	8 ^P	2,350 ^P	20 ^P		
132,348							132,348								
2,877,746 ^S		82 ^S		(618,993) ^S			3,496,739 ^S	2,877,746 ^S		82 ^S		(618,993) ^S			
							81,853 ^P								
2,768,977 ^I				(24,627)		72,698	63,348 ^P	2,768,977 ^I		NC		(24,627)			
696,421		97				721,048	696,421			97					
100,591						2 ^P	100,595								
1,315,572 ^P	54,764 ^P	100 ^P	4 ^P	3,305 ^P	8 ^P	51,455 ^P	1,318,878 ^P	1,315,572 ^P	54,764 ^P	100 ^P	4 ^P	3,305 ^P	6 ^P		
						41,046 ^P	186,171 ^P			97 ^P	25 ^P	6,357 ^P	15 ^P		
679,012 ^I	117,161 ^I	98 ^I	17 ^I	16,343 ^I	16 ^I	100,818 ^I	695,355 ^I	679,012 ^I	117,161 ^I	98 ^I	17 ^I	16,343 ^I	16 ^I		
2,659,848 ^P							2,661,937	2,659,848 ^P							
75,397	14,172	106	20	-4,322	-23	18,494	71,075	75,397	14,172	106	20	-4,322	-23		
							828 ^I								
1,705 ^P							399,668 ^P	1,705 ^P							
4,100,992 ^I	50,167 ^P	68 ^I		(1,928,430) ^I		45,607 ^P	1,811 ^P	4,100,992 ^I	50,167 ^P	68 ^I		(1,928,430) ^I			
353,642 ^P							524,197 ^I	353,642 ^P							
44,822	2,750	102	6	-929	-23	3,679	43,893	44,822	2,750	102	6	-929	-23		
802,353		95		(42,012)			844,365	802,353		95		(42,012)			
							1,835,726 ^I								
42,036 ^I								42,036 ^I							
238,300 ^I								559,910 ^I							
								N/A							

Oregon--Limited Jurisdiction courts--Data were available for only 26 of the 44 Justice Court locations and 94 of the 170 Municipal Court locations.

Tennessee--General Jurisdiction courts--No disposition data are available for the Circuit Court and Criminal Court located in the ten counties serving as pilot sites for the new computerized information system.

Texas--Limited Jurisdiction courts--Data reported in this table are based on a less than complete reporting for all courts. The reporting rates for the courts were: County Court at Law, Constitutional County Court, and Probate Court--ninety-seven percent; Municipal Court--eighty-four percent; Justice of the Peace Court--seventy-seven percent.

Utah--Limited Jurisdiction courts--The only data available for the Justice Court cover the six-month period from January 1, 1977 to June 30, 1977. One hundred forty-nine of the one hundred seventy-nine Justices of the Peace sent in 769 monthly reports.

West Virginia--Limited Jurisdiction courts--No data were available for Magistrate Courts located in three counties; courts in thirteen others reported incomplete data.

Wisconsin--Limited Jurisdiction courts--No data were available for fifteen court locations.

Additional Information:

Alabama--Limited Jurisdiction courts--During 1977 the District Court was created to take the place of numerous other Limited Jurisdiction courts. It started the year with no cases pending. Each of the other caseload figures were influenced by its start up, also.

Kansas--General Jurisdiction courts--During the 1977 court year, most of the trial courts of Kansas were unified into one general Jurisdiction court. The large volume of cases pending at the end of the year compared to those pending at the beginning of the year reflects the new traffic Jurisdiction this court was given as a result of the unification.

Data were not available for all courts in the state.

*Data are known to include parking cases.

Table 42: Traffic disposition types for trial courts, 1977.
 State population. Courts reporting traffic disposition type data. Pleas, violations bureau, bail or bond forfeitures, total convictions, trial convictions, acquitted, nolle prosequi, and dismissed. Each disposition type as a percent of traffic dispositions

State and court title	State population in thousands	Total traffic dispositions (filings)	Plea		Violations Bureau*		Bail or bond forfeiture		Total conviction		Trial conviction		Acquittal		Nolle prosequi		Dismissal		
			As percent of dis-		As percent of dis-		As percent of dis-		As percent of dis-		As percent of dis-		As percent of dis-		As percent of dis-		As percent of dis-		
			Number	posed	Number	posed	Number	posed	Number	posed	Number	posed	Number	posed	Number	posed	Number	posed	Number
Alaska--District Court.....	396	77,709 ^r	17,724 ^r	23 ^r					65,645 ^r	84 ^r	662 ^r	1 ^r							
California--STATE TOTAL.....	22,350	12,631,824 ^s	1,182,057 ^s	9 ^s	NH --	9,675,571 ^s	77 ^s	1,323,551 ^s	10 ^s	141,494 ^s	1 ^s	64,369 ^s	1 ^s				1,522,525 ^s	12 ^s	
Municipal Court.....	--	11,999,070 ^s	1,102,581 ^s	9 ^s	NH --	9,209,541 ^s	77 ^s	1,235,000 ^s	10 ^s	132,419 ^s	1 ^s	60,948 ^s	1 ^s				1,462,134 ^s	12 ^s	
Justice Court.....	--	632,754 ^s	79,476 ^s	12 ^s	NH --	466,030 ^s	74 ^s	88,551 ^s	14 ^s	9,075 ^s	1 ^s	3,421 ^s	1 ^s				60,391 ^s	10 ^s	
District of Columbia--Superior Court.....	682	120,808	9,859	8	NH --	7,814	6							14,797	12		6,144	5	
Florida--County Court.....	8,889	1,787,583	228,397	13				12,131	1										
Georgia--STATE TOTAL.....	5,212	276,816 ^p	91,429 ^p	33 ^p	NH --	170,955 ^p	62 ^p											6,291 ^p	
Superior Court.....	--	11,075 ^p	4,269 ^p	39 ^p	NH --	6,197 ^p	56 ^p												
State Court and County Court.....	--	151,195 ^p	56,426 ^p	37 ^p	NH --	87,121 ^p	58 ^p												
Probate Court.....	--	114,546	30,734	27	NH --	77,637	68												
Hawaii--STATE TOTAL.....	916	611,234 ^s			NH --	431,259 ^s		63,309 ^s						2,662 ^s	1 ^s		6,291	5	
Circuit Court.....	--	126	4	3	NH --									2	2		1	1	
District Court.....	--	611,108 ^s			NH --	431,225 ^s	71 ^s	63,503 ^s	10 ^s					2,660 ^s	1 ^s		68,436 ^s	11 ^s	
Kansas--District Court.....	2,318	101,495 ^r	84,255 ^r	83 ^r		11,910 ^r	12 ^r	86,347 ^r	85 ^r	1,992 ^r	2 ^r	182 ^r	1 ^r				3,156 ^r	3 ^r	
Michigan--STATE TOTAL.....	9,157	1,539,789 ^p			808,933 ^p	53 ^p	708,515	53											
District Court.....	--	1,346,639			100,418 ^p	53 ^p													
Municipal Court.....	--	189,150 ^p																	
Minnesota--STATE TOTAL.....	3,980	507,332 ^p	147,302 ^p	29 ^p		305,576 ^p	60 ^p												
County Court.....	--	435,300 ^p	106,296 ^p	24 ^p		305,576 ^p	70 ^p												
County Municipal Court.....	--	72,032	41,006	57															
New Jersey--STATE TOTAL.....	7,342	2,877,746 ^s			2,413,448 ^s	84 ^s	49,218 ^s	87 ^s	353,057 ^s	12 ^s									
County District Court.....	--	56,587 ^s							5,765 ^s	10 ^s									
Municipal Court.....	--	2,821,159 ^s			2,364,230 ^s	83 ^s			347,292 ^s	12 ^s									
New York--District Court and City Court.....	17,852	971,764 ^p	765,937 ^p	79 ^p	NH --													187,973 ^p	19 ^p
North Carolina--District Court.....	5,668	696,421	151,842	22															
North Dakota--STATE TOTAL.....	649	100,591 ^p			NH --			97,939 ^p	97 ^p			1,158 ^p	1 ^p				1,500 ^p	1 ^p	
County Court with Increased Jurisdiction.....	--	42,032			NH --			41,390	98			305	1				337	1	
County Justice Court.....	--	17,545			NH --			17,154	98			152	1				239	1	
Municipal Court.....	--	41,014			NH --			39,389	96			701	2				924	2	
Ohio--STATE TOTAL.....	10,771	1,315,572	530,976	40	588,333	45								5,443	1		37,464	3	
County Court.....	--	169,402	74,569	44	70,701	42								1,276	1		2,677	2	
Municipal Court.....	--	1,146,170	456,407	40	517,632	45								4,167	1		34,787	3	
Pennsylvania--District Justice Court.....	11,882	929,515	749,048	81				784,656	84	35,608	4	35,380	4	44,553	5				
Puerto Rico--District Court.....	3,321	75,397	50,257	67				NH --	52,786	70	2,529	3	3,610	5			13,811	18	
Texas--STATE TOTAL.....	13,192	4,100,992 ^s	63,866 ^p	19 ^p	771,906 ^p	19 ^p	180,479 ^p	960,642 ^p	95 ^p	312,597 ^s	8 ^s	56,908 ^s	1 ^s				300,301 ^s	7 ^s	
County Court at Law, and Constitutional																			
County Court.....	--	77,800 ^r	63,866 ^r	82 ^r	NH --			64,614 ^r	83 ^r	748 ^r	1 ^r	539 ^r	1 ^r				10,861 ^r	14 ^r	
Municipal Court.....	--	3,078,255 ^s			NH --			171,615 ^s	6 ^s	196,590 ^s	6 ^s	50,009 ^s	2 ^s				246,891 ^s	6 ^s	
Justice of the Peace Court.....	--	944,937 ^p			771,306 ^p	82 ^p	8,863 ^p	896,028 ^p	95 ^p	115,259	12	6,360	1				42,549 ^p	5 ^p	
Utah--City Court.....	1,316	353,642 ^s	40,045 ^s	11 ^s			299,172 ^s	85 ^s										7,779 ^s	2 ^s
Vermont--District Court.....	492	44,822	36,804	82	6,140	14								753	2		712	2	
Washington--STATE TOTAL.....	3,772						495,995 ^p	160,361 ^p											
Municipal Court.....	--																		
District Court and Justices of the Peace.....	--						336,634												

86

Note: All available data are entered in the table and all appropriate calculations are included. Blank spaces indicate that either the data are not available or the calculations were not appropriate.

NH = This case type is not handled in this court.
-- = Not applicable.

*Violations Bureau dispositions: These cases were disposed by a Violations Bureau, usually with just the payment of a fine. In the Texas Justice of the Peace Court these are called payment of fine dispositions.

¹Data are not complete:

Alaska--The figure given for total traffic dispositions and for type of dispositions includes only "other traffic."

Georgia--Superior Court--Data are given only for cases filed on or after July 1, 1970.

State Court--No data from the court in DeKalb County are available.

Kansas--Data are only given for "traffic" cases and do not include "other traffic" or DWI/DUI cases disposed by this court. These "traffic" cases were a new area of jurisdiction created in this court when the Kansas court system was reorganized in the middle of the 1977 court year.

Michigan--Municipal Court--No data were received for the court in Troy.

Minnesota--County Court--Data given do not include juvenile traffic cases.

New York--No data were received from three court locations. Incomplete data were received from ten others.

Texas--All courts--All data are based on incomplete reporting. In the County Courts, five percent of the courts reported no data or incomplete data. Municipal Court data are based on an eighty-four percent reporting rate. Justice of the Peace Courts submitted seventy-seven percent of all possible reports.

Washington--Municipal Court--No data were available for eleven court locations.

²Additional information:

Washington--District Court and Justices of the Peace--These data include Municipal Court cases that are processed in the District Courts that contract with the municipalities for that purpose.

³Data were not available for all courts in the state.

⁴Data do not include parking cases.

⁵Data are known to include parking cases.

Table 44: Criminal-type offense caseload for trial courts, 1977. State juvenile population. Courts reporting delinquency caseload. Disposed and end pending as a percent of filed. Number and percent change in pending. Filed per 100,000 juvenile population

State and court title	Juvenile population in thousands	Beginning pending	Filed	Disposed	End pending	As percent of filed		Change in pending		Filed (disposed) per 100,000 population
						Disposed	End pending	Number	Percent	
Alaska--Superior Court.....	149		1,275							856
California--Superior Court.....	6,268		93,171	86,845		93		6,325		1,486
Colorado--District Court and Denver Juvenile Court.....	798		6,204							777
Connecticut--Juvenile Court.....	870	5,163	12,434	13,551	4,046	109	33	-1,117	-22	1,429
District of Columbia--Superior Court.....	183	818	5,276	5,406	688	102	13	-130	-16	2,883
Florida--Circuit Court.....	2,248		54,897	49,338		90		(5,559)		2,442
Georgia--Juvenile Court ¹	1,592		14,851 ¹	16,207 ¹		109 ¹		(-1,356 ¹)		933 ¹
Hawaii--Circuit Court.....		85	273	214	144	78	53	59	69	
Idaho--Superior Court.....		2,121	5,242	5,242	2,036	102	39	-85	-4	1,842
Hawaii--Circuit Court.....	280	2,000	7,263	7,145	2,118	98	29	118	6	2,557
Idaho--STATE TOTAL.....	284		1	0	2			1		<1
District Court.....		1,999	7,262	7,145	2,116	98	29	117	6	2,557
Magistrates Division ²										
Maryland--STATE TOTAL.....	1,217		22,979	23,814		104		(-835)		19
Circuit Court.....			20,928	21,424		102		(-496)		17
District Court.....			2,051	2,390		117		(-339)		2
Massachusetts--STATE TOTAL.....	1,611		43,839							2,721
District Court.....			33,838							2,100
Juvenile Court.....			10,001							621
Michigan--Probate Court.....	2,848			8,612						(302)
Minnesota--County Court.....	1,214			12,155						(1,001)
New Hampshire--STATE TOTAL.....	255			4,831						(1,899)
District Court.....				4,562						(1,789)
Municipal Court.....				269						(105)
New Jersey--Juvenile and Domestic Relations Court.....	2,098	11,902	73,400	72,986	12,316	99	17	414	3	3,499
New York--Family Court.....	5,030	11,702	25,959	31,259	6,402	120	25	-5,300	-45	516
North Carolina--District Court.....	1,660		13,105	12,796		98		(309)		789
North Dakota--District Court.....	202		542	513		95		(29)		268
Oklahoma--District Court.....	815	2,950	4,680	4,357	3,273	93	70	323	11	574
Puerto Rico--Superior Court.....		1,449	5,647	5,607	1,489	99	26	40	3	
Rhode Island--Family Court.....	261		4,464							1,710
South Carolina--Family Court.....	921			10,514						(1,142)
South Dakota--Circuit Court ¹	214		3,020 ¹	3,865 ¹		128		(-845)		1,411 ¹
Texas--STATE TOTAL.....	4,044		9,460 ¹							188 ¹
District Court and Juvenile Court ¹			8,148 ¹							162 ¹
County Court at Law, Constitutional County and Probate Court ¹			1,312 ¹							26 ¹
Utah--Juvenile Court.....	472		15,338	15,862		103		(-524)		3,250

Note: All available data are entered in the table and all appropriate calculations are included. Blank spaces indicate that the data are not available or the calculations were not appropriate.

-- = Not applicable.

¹Judge Information: Judges of the Georgia State Court handle juvenile cases in those circuits not served by a Juvenile Court. Those cases are included in these figures.

²Data are not complete: Georgia--Data are not available for some court locations. South Dakota--No data are included for cases disposed by lawyer magistrates or lay magistrates/clerks in this court. Texas--All data given are based on incomplete reporting by the courts. The District Court and Juvenile Court reporting rate was ninety-eight percent; the County Court reporting rate was ninety-seven percent.

³Explanation of data included in the category: Maryland--Data on Juvenile cases from the Montgomery County District Court are included in these figures.

Table 45: Status offense caseload for trial courts, 1977. State juvenile population. Courts reporting status offenses caseload. Disposed and end pending as a percent of filed. Number and percent change in pending. Filed per 100,000 juvenile population

State and court title	Juvenile population in thousands	Beginning pending	Filed	Disposed	End pending	As percent of filed		Change in pending		Filed (disposed) per 100,000 population
						Disposed	End pending	Number	Percent	
Alaska--Superior Court.....	149		163							109
Colorado--District Court and Denver Juvenile Court.....	798		919							115
District of Columbia--Superior Court.....	183	105	474	509	70	107	15	-35	-33	259
Florida--Circuit Court ¹	2,248		3,772	2,789		73.9		(983)		168
Georgia--Juvenile Court ¹	1,592		5,435 ¹	5,608 ¹						341 ¹
Hawaii--Circuit Court.....	280	461	1,478	1,421	518	96	35	57	12	528
Massachusetts--STATE TOTAL.....	1,611		3,478							216
District Court.....			2,248							140
Juvenile Court.....			1,230							76
Michigan--Probate Court.....	2,848			2,821						(99)
New Hampshire--STATE TOTAL.....	255			531						(208)
District Court.....				494						(194)
Municipal Court.....				37						(15)
New Jersey--Juvenile and Domestic Relations Court.....	2,098	776	8,843	8,689	930	98	11	154	20	422
New York--Family Court.....	5,030	5,108	12,265	15,197	2,176	124	18	-2,932	-57	244
North Carolina--District Court.....	1,660		4,567	4,943		108		(-376)		275
North Dakota--District Court.....	202		237	210		89		(27)		117
Oklahoma--District Court.....	815	1,315	1,586	1,631	1,270	103	80	-45	-3	195
South Dakota--Circuit Court ¹	214		499 ¹	622 ¹		125		(-123) ¹		233 ¹
Texas--STATE TOTAL.....	4,044		1,635 ¹							40 ¹
District Court and Juvenile Court.....			1,297 ¹							32 ¹
County Court at Law, Constitutional County Court, and Probate Court ¹			338 ¹							8 ¹
Utah--Juvenile Court.....	472		6,049							1,282

Note: All available data are entered in the table and all appropriate calculations are included. Blank spaces indicate that either the data are not available or the calculations were not appropriate.

-- = Not applicable.

¹Judge Information: Georgia--Judges of the State Court handle juvenile cases in those circuits not served by a Juvenile Court. Those cases are included in these figures.

²Data are not complete: Georgia--Data are not available for one court location; another location reported filings only. South Dakota--No data are included for cases heard by lawyer magistrates or lay magistrates/clerks in this court. Texas--All courts--Data for all courts are based on an incomplete number of monthly reports. The reporting rate was ninety-eight percent for the District Court and Juvenile Court and ninety-seven percent for the County Courts.

Table 46: Non-offense caseload for trial courts, 1977.
 State juvenile population. Courts reporting dependency and neglect caseload. Disposed and end pending as a percent of filed. Number and percent change in pending. Filed per 100,000 juvenile population

State and court title	Juvenile population in thousands	Beginning pending	Filed	Disposed	End pending	As percent of filed		Change in pending		Filed (disposed) per 100,000 population
						Disposed	End pending	Number	Percent	
Alaska--Superior Court.....	149		45							30
California--Superior Court.....	6,268		14,619	13,106		90		(1,509)		233
Colorado--District Court and Denver Juvenile Court.....	798		1,950							244
Connecticut--Juvenile Court.....	870	460	895	957	398	107	44	-62	-13	103
District of Columbia--Superior Court.....	183	181	539	551	168	102	31	-13	-7	295
Florida--Circuit Court.....	2,248		17,602	13,186		75		(4,416)		783
Georgia--Juvenile Court.....	1,592		1,305 ¹	2,267 ¹						82 ¹
Hawaii--Circuit Court.....	280	150	191	174	167	91	87	17	11	68
Idaho--STATE TOTAL.....	284	253	470	492	231	105	49	-22	-9	165
District Court.....	--	1	2	2	1			0		<1
Magistrates Division.....	--	252	468	490	230	105	49	-22	-9	165
Massachusetts--STATE TOTAL.....	1,611		1,303							81
District Court.....	--		914							57
Juvenile Court.....	--		389							24
Michigan--Probate Court.....	2,848		4,748		12,123		255			167
Minnesota--County Court.....	1,214			1,497						(123)
New Hampshire--STATE TOTAL.....	255			488						(191)
District Court.....	--			479						(188)
Municipal Court.....	--			9						(4)
New York--Family Court.....	5,030	6,663	8,835	11,570	3,755	131	43	-2,908	44	176
North Carolina--District Court.....	1,660		4,950	5,569		113		(-619)		298
North Dakota--District Court.....	202		159	134		84		(25)		79
Oklahoma--District Court.....	815	1,090	2,640	2,050	1,680	78	64	590	54	324
Rhode Island--Family Court.....	261		1,194							457
Utah--Juvenile Court.....	472		1,552							329

Note: All data are entered in the table and all appropriate calculations are included. Blank spaces indicate that either the data are not available or the calculations were not appropriate.

-- = Not applicable.

¹Data are not complete.

Georgia--No filings were given for one court circuit; no dispositions were given for two.

Table 47: Jury trials for civil, criminal, traffic, juvenile, and total caseload, 1977.
 State population. Courts reporting jury trial data. Civil, criminal, traffic, juvenile, and total dispositions. Jury trials as a percent of dispositions

State and court title	State population in thousands	Jury trial definition	Jury trials				Dispositions				Jury trials as percent of dispositions				
			Civil	Criminal	Traffic	Total	Civil	Criminal	Traffic	Total	Civil	Criminal	Traffic	Total	
Alabama--Circuit Court ^{1,8}	3,783	A		1,440	NH		64,269	23,443	NH		87,712	<1	6	--	
Alaska--STATE TOTAL.....	396	A	67 ¹	709 ¹	NH	776 ¹	19,153	764 ¹ P							
Superior Court ^{1,6}	--	A	50 ¹	127 ¹	NH	177 ¹	10,672	764 ¹				<1	17 ¹	--	
District Court ^{1,7}	--	A	17	582 ¹		599 ¹	8,481					<1			2 ¹
Arizona--Superior Court ^{1,8}	2,427	B	567 ¹	770	NH	1,337 ¹	63,955 ¹	13,243	NH	77,198 ¹		<1	6	--	2 ¹
California--STATE TOTAL.....	22,350	H	3,808	11,395	4,575	19,778	1,018,414	741,622	12,631,824	14,391,860		<1	2	<1	<1
Superior Court ^{1,9}	--	C	3,139	5,179	NH	8,314	436,716	51,378	NH	488,094		<1	10	--	2
Justice Court ^{1,9}	--	B	49	880		1,805	37,798	64,921	632,754	735,473		<1	1	<1	<1
Municipal Court ^{1,9}	--	B	666	5,336	3,701	9,703	543,900	625,321	11,999,070	13,168,291		<1	<1	<1	<1
Colorado--County Court ^{1,9}	2,596	C	65	221 ¹	770	1,056 ¹	55,120	25,506 ¹	142,231			<1	<1	<1	<1
Connecticut--STATE TOTAL.....	3,089	C	527 ¹	1,191 ^P		646 ¹	54,902 ¹					<1			
Superior Court ^{1,8}	--	C	292	119 ¹	NH	411 ¹	25,040	4,486 ¹	NH			<1	3 ¹	--	
Court of Common Pleas ^{1,9}	--	C	235 ¹			235 ¹	29,862 ¹					<1			
Delaware--STATE TOTAL.....	595	C		366	NH		10,139		NH				4	--	
Superior Court ^{1,8}	--	C		319	NH		3,860		NH				8	--	
Court of Common Pleas ^{1,10}	--	C		47	NH		6,279		NH				<1	--	
District of Columbia--Superior Court ^{1,2,9}	682	A	243 ¹	1,029 ¹	49	1,321	149,872 ¹	19,751 ¹	120,808			<1	5	<1	
Florida--STATE TOTAL.....	8,889	C	3,026 ¹	4,835 ¹	1,197 ¹	9,058 ¹	418,737 ¹	294,151 ¹	409,547 ¹			<1	2 ¹	<1	
Circuit Court ^{1,9}	--	C	2,964 ¹	2,887 ¹		5,851 ¹	205,366 ¹						1	4 ¹	--
County Court ^{1,9}	--	C	62	1,948	1,197 ¹	3,207 ¹	213,371	213,989	409,547 ¹			<1	<1	<1	
Georgia--STATE TOTAL.....	5,212	A	2,955 ¹	3,559 ¹	346 ¹	5,860 ¹	198,059 ¹	98,067 ¹	162,270 ¹	458,396 ¹		1 ¹	4 ¹	<1	1 ¹
Superior Court ^{1,9}	--	A	2,006 ¹	2,830 ¹	70 ¹	4,906 ¹	90,681 ¹	42,214 ¹	11,075 ¹	143,970 ¹		2 ¹	7 ¹	<1	3 ¹
State Court ¹ and County Court ^{1,9}	--	A	949 ¹	729 ¹	276 ¹	1,954 ¹	107,378 ¹	55,853 ¹	151,195 ¹	314,426 ¹		<1	1 ¹	<1	<1
Hawaii--Circuit Court ^{1,8}	916	C	95 ¹	239	5	339 ¹	16,116 ¹	1,530	126			<1	16	4	
Illinois--Circuit Court ^{1,7}	11,406	A	1,419 ¹	1,275 ¹		2,694 ¹	167,012 ¹	31,462 ¹				<1	4 ¹		
Indiana--STATE TOTAL.....	5,405	A	51 ^P	421 ^P	56 ^P	3,310	262,986	118,170	297,372(21,039*)	699,691					<1
Superior Court and Circuit Court ^{1,7}	--	A	X	X	X	2,576	186,340	48,717	92,314(14,908*)	342,279					<1
Criminal Court of Marion County ^{1,7}	--	A	NH	198	NH	198	NH	2,068	NH	2,068		--	10	--	10
County Court ^{1,7}	--	A	X	X	X	205	56,468	29,100	129,810	215,378					<1
Juvenile Court of Marion County ^{1,7}	--	A	NH	0	NH(4*)	4	NH	41	NH(5,343*)	5,384		--	0	--(1*)	<1
Probate Court ¹	--	A	X	NH	NH(X*)	1	4,969	NH	NH(788*)	5,757		--	--(*)		<1
Municipal Court of Marion County ^{1,7}	--	A	51	223	56	330	15,209	38,244	75,248	128,825 ^k		<1	<1	<1	<1
Iowa--District Court ^{1,6}	2,914	C	444 ¹	1,123 ¹	209	1,776	121,295 ¹	174,186 ¹	266,429			<1	<1	<1	
Kansas--STATE TOTAL.....	2,318		327	612 ^P	15 ^P	954 ¹	77,424	14,412 ^P	160 ^P	232,060		<1			<1
District Court ^{1,7}	--	B	323	612 ¹	15 ¹	950	50,502	14,412	101,655	166,569		<1			<1
County Court ^{1,7}	--	B	1			1	4,559			94,566		<1			
City Court, Magistrate Court, and Common Pleas Court ^{1,7}	--	B	3			3 ¹	22,363			85,737		<1			
Maine--Superior Court ^{1,7}	1,105	F	167 ¹	366	108	641 ¹	4,519 ¹	4,851	1,429			4 ¹	8	8	
Maryland--Circuit Court ^{1,6}	4,195	A	985	2,076	NH	3,061	59,689	41,284	NH	100,973		2	5	--	3
Michigan--STATE TOTAL.....	9,157	C	2,365 ¹	3,885 ¹ P	2,292 ¹ P	10,418 ¹	483,390 ¹	322,217 ¹	1,545,457 ¹	2,351,064 ¹		<1			<1
Circuit Court ^{1,9}	--	C	1,201	1,899	NH	3,100	129,394	26,316	NH	154,710		<1	7	--	2
Recorder's Court of Detroit ^{1,9}	--	C	NH	X	X	1,876	NH	22,406 ¹	9,668 ¹	32,074 ¹		--			2
Common Pleas Court of Detroit ¹	--	C	373	NH	NH	373	165,648	NH	NH	165,648		<1	--	--	<1
District Court ^{1,9}	--	C	781	1,845	2,185	4,811	175,189	232,099	1,346,639	1,753,927		<1	<1	<1	<1
Municipal Court ^{1,9}	--	C	10 ¹	141 ¹	107 ¹	258 ¹	14,159 ¹	41,396 ¹	189,150 ¹	244,705 ¹		<1	<1	<1	<1
Minnesota--STATE TOTAL.....	3,980	A	1,427	951 ¹	688	3,048	95,972 ¹	69,794 ¹	529,070			1 ¹	1	<1	
District Court ^{1,12}	--	A	913	518	NH	1,431	18,814	9,821	NH	28,635		5	5	--	5
County Court ^{1,12}	--	A	199 ¹	219 ¹	493	910	69,607 ¹	33,035 ¹	457,038			<1	<1	<1	
County Municipal Court ^{1,12}	--	A	297	215	195	707	15,595	26,938	72,032	114,565		2	<1	<1	<1
Nevada--District Court ^{1,8}	678	A	68 ¹	59 ¹	NH	127 ¹			NH						
New Hampshire--Superior Court ^{1,12}	872	H	245	363	NH	608	17,778	6,636	NH	24,414		1	5	--	2

New Jersey--STATE TOTAL.....	7,342	B	3,008	2,551 ¹	--	5,559	361,373	27,911 ¹	56,587		1	9	--	1
Superior Court (Law Division and Chancery Division) and County Court ^{2,5}	--	B	2,573	2,551 ¹	NH	5,124	62,325	24,648 ¹	NH		4	10 ¹	--	6
County District Court ^{1,7}	--	B	435	--	--	435	299,048	3,263	56,587		<1	--	--	--
New Mexico--STATE TOTAL.....	1,225	B	26 ^P	457 ^P	--	619 ¹	33,259 ^P	4,178 ^P						37,437 ^P
District Court ^{1,9}	--	B	--	457	NH	457 ¹	33,259	4,178	NH			11	--	37,437
Magistrate Court ^{b,1,7}	--	B	26	--	--	162	--	--	--					--
New York--STATE TOTAL.....	17,852	A	2,664 ¹	--	NH	835 ^P	259,994 ¹	35,255	NH	292,249	1	--	--	--
Supreme Court and County Court ^{1,1,8}	--	A	1,829 ¹	--	NH	835	113,792 ¹	35,255	NH	149,047	2 ¹	--	--	--
Civil Court of the City of New York ¹	--	A	835	NH	NH	835	143,202	NH	NH	143,202	<1	--	--	<1
North Carolina--STATE TOTAL.....	5,668	C	954	4,332	--	5,286	298,322	397,026	696,421	1,391,765	<1	--	--	--
Superior Court ^{1,12}	--	C	531	4,332	NH	4,863	65,557	49,987	NH	115,544	<1	9	--	4
District Court ^{1,12}	--	C	423	NH	NH	423	232,765	347,039	696,421	1,276,225	<1	--	--	--
North Dakota--District Court ^{1,6}	649	A	--	X	X	49 ¹	7,899	1,056	4	8,959				
Ohio--STATE TOTAL.....	10,771	C	2,010	2,933 ¹	1,161	6,104 ¹	576,916	323,667	1,315,572		<1	<1	<1	
Court of Common Pleas ^{1,8}	--	C	1,680	1,990	NH	3,670	245,262	31,135	NH	276,397	<1	6	--	1
County Court ^{1,8}	--	C	4	120 ¹	222	346 ¹	19,841	23,043 ¹	169,402		<1	<1	<1	<1
Municipal Court ^{1,8}	--	C	326	823	939	2,088	310,550	269,489	1,146,170	1,725,209	<1	<1	<1	<1
Court of Claims ^{1,1}	--	C	0	NH	NH	0	1,263	NH	NH	1,263	0	--	--	0
Oklahoma--District Court ^{1,9}	2,866	A	938	X	X(24*)	2,385	143,420	53,244	179,814(8,038*)	384,516	<1	--	<1*	<1
Oregon--Circuit Court ^{1,11}	2,439	C	1,147	921	NH	2,068	49,401 ¹	14,119	NH	63,520 ¹	2 ¹	7	--	3 ¹
Pennsylvania--Court of Common Pleas ^{1,8}	11,882	A	1,839 ¹	3,127 ¹	NH	560	20,987 ¹	58,606 ¹	NH		1 ¹	5 ¹	--	--
Puerto Rico--Superior Court ^{1,10}	3,321	A	--	560	NH	560	--	25,002	NH	25,002	--	2	--	2
South Carolina--Magistrate Court ^{1,6}	2,989	J	374	X	X	2,746	95,320	X	X	568,690	<1	--	--	<1
South Dakota--Circuit Court ^{1,1,6}	2,989	C	136 ¹	351 ¹	--	487 ¹	15,412 ¹	13,273 ¹	--	--	<1 ¹	3 ¹	--	--
Tennessee--STATE TOTAL.....	4,402	C	1,254 ¹	--	--	1,254 ¹	46,546 ¹	19,211 ¹	1,202 ¹	77,636				
Circuit Court and Criminal Court ^{1,1,6}	--	C	1,233 ¹	--	--	1,233 ¹	42,275 ¹	19,211 ¹	1,202 ¹	73,367	3 ¹	--	--	--
Law and Equity Court ^{1,1,1}	--	C	21 ¹	NH	NH	21 ¹	4,271	NH	NH	4,271	<1 ¹	--	--	<1 ¹
Texas--STATE TOTAL.....	13,192	H	4,834 ¹	5,280 ¹	4,932 ¹	15,046 ¹	508,235 ¹	754,870 ¹	4,111,800 ¹		1 ¹	<1 ¹	<1 ¹	<1 ¹
District Court and Criminal District Court ^{1,1,8}	--	C	2,901 ¹	2,908 ¹	NH(83)*	5,892 ¹	259,263 ¹	77,303 ¹	NH(10,808)*		1 ¹	4 ¹	--(<1*)	--
County Court at Law, Constitutional Court, and Probate Court ^{1,1,9}	--	A	1,116 ¹	1,098 ¹	874 ¹	3,088 ¹	83,871 ¹	182,058 ¹	77,800 ¹	343,729 ¹	1 ¹	<1 ¹	1 ¹	<1 ¹
Municipal Court ^{1,9}	--	A	NH	561 ¹	1,284 ¹	1,845 ¹	NH	280,217 ¹	3,078,255 ¹	3,358,472 ¹	--	<1 ¹	<1 ¹	<1 ¹
Justice of the Peace Court ^{1,1,9}	--	A	817 ¹	713 ¹	2,691 ¹	4,221 ¹	165,101 ¹	215,292 ¹	944,937 ¹	1,325,330 ¹	<1 ¹	<1 ¹	<1 ¹	<1 ¹
Utah--STATE TOTAL.....	1,316	C	311	4,862	226	5,399	23,126 ^P	2,999 ^P	353,642	379,767 ¹				
District Court ^{1,7}	--	C	246	304	NH	550	22,843	2,999	NH	25,842	1	10	--	2
City Court ^{1,7}	--	C	65	--	227	292 ¹	22,830	21,602	353,148	397,130				
Vermont--STATE TOTAL.....	492	A	186 ¹	130	17	331 ¹	18,498 ¹	18,077	44,822		1 ¹	<1	<1	
Superior Court ^{1,6}	--	A	161 ¹	3	NH	164 ¹	3,748 ¹	56	NH		4 ¹	5	--	--
District Court ^{1,7}	--	A	25 ¹	127	17	169 ¹	14,750 ¹	18,021	44,822		<1 ¹	<1	<1	
Virginia--Circuit Court ^{1,8}	5,206	C	1,948	2,008	NH	3,956	63,743	47,943	NH	111,686	3	4	--	4
Washington--STATE TOTAL.....	3,772	C	1,151 ¹	2,153 ^P	--	4,800 ¹	72,786 ¹	14,664 ^P				15 ^P	--	3 ¹
Superior Court ^{1,8}	--	C	990 ¹	2,153	NH	3,143 ¹	72,786 ¹	14,664	NH		1 ¹	15	--	3 ¹
Municipal and Police Court.....	--	C	NH	X	X	273	NH				--			
District Court and Justices of the Peace ^{1,9}	--	C	161	X	X	1,384								
Wyoming--District Court ^{1,1,6}	412	H	33 ¹	78 ¹	NH	111 ¹	8,756 ¹	1,352 ¹	NH	10,108 ¹	<1 ¹	6 ¹	--	1 ¹

Note: All available data are entered in the table and all appropriate calculations are included. Blank spaces indicate that the data are not available or the calculations were inappropriate.

NH = This case type is not handled in this court.

X = The data for this case type are known to be included in the total but were not available by category.

-- = Not applicable.

* The data displayed as traffic for the Texas District Court, Indiana Superior Court, Circuit Court, Juvenile Court of Marion County, Probate Court, and Oklahoma District Court are juvenile. These are the only courts reporting jury trial data for juvenile cases.

(continued on next page)

Table 47: Jury trials for civil, criminal, traffic, juvenile, and total caseload, 1977 (continued).

¹Data are not complete:

Alaska--Superior Court-- Civil trial figures do not include domestic relations or probate cases. Criminal data given are for felony cases only.
 Arizona--Civil data do not include mental health cases from one court location.
 Colorado--Criminal data are given for misdemeanor cases only.
 Connecticut--Superior Court-- Criminal data are given for felony/misdemeanor cases only.
 Court of Common Pleas--Data include civil "family docket" and "non-family docket" cases only.
 District of Columbia--Civil data include law, small claims, and real property rights cases only. Criminal data include felony, misdemeanor, and ordinance violation cases only.
 Florida--Circuit Court-- Civil data do not include estate or appeal cases. Criminal data include felony cases only.
 County Court-- Traffic data include criminal traffic cases only.
 Georgia--Superior Court--Cases filed prior to July 1, 1970 are not included in the table.
 State Court--No data are included for the court in DeKalb County.
 Hawaii-- Civil data do not include estate cases.
 Illinois--Civil data include law cases only. Criminal data include felony cases only.
 Iowa-- Civil data do not include domestic relations cases; estate cases are not included in the reported caseload data but are included in the trial data. Criminal data do not include preliminary hearing cases.
 Maine-- Civil data do not include URESA cases.
 Michigan--Recorder's Court of Detroit-- Criminal caseload data do not include ordinance violations; traffic caseload data do not include parking, accident, or moving cases.
 Municipal Court--No data were reported for the court in Troy.
 Minnesota--County Court-- Criminal data include misdemeanor cases only.
 Nevada--Data are available only for the court located in the Second District (Washoe County). This county contains approximately twenty-five percent of the total state population.
 New Jersey--Superior Court-- Criminal data include felony cases only.
 New Mexico--District Court--No data were available for the number of civil jury trials that were conducted during the court year.
 New York--Supreme Court and County Court--No civil data were available for Seneca County.
 Ohio--County Court-- Criminal data are given for misdemeanor cases only.
 Pennsylvania-- Civil data are given for the "civil" case category only which includes trespass, assumpsit, equity, and other miscellaneous cases. Criminal data are given for felony/misdemeanor cases only.
 South Dakota-- Criminal data are given for felony and "high grade misdemeanor" cases only. No data are included for cases disposed by the lawyer magistrates or lay magistrate/clerks who also serve in this court.
 Tennessee--No data (except for grand total cases disposed) are given for the ten courts acting as pilot sites for the new computerized statistical information system.
 Texas--Data for all courts in the state are based on less than the complete number of monthly reports. The reporting rates were: District, Criminal District, Domestic Relations, and Juvenile Courts--98%; County Courts--97%; Municipal Court--84%; Justice of the Peace Court--77%.
 District Court, Criminal District Court, Domestic Relations Court, and Juvenile Court--In addition to the data missing as noted above, civil data do not include extraordinary writ cases; criminal data include felony and misdemeanor cases only.
 County Courts-- Civil data do not include estate cases.
 Vermont--Superior Court-- Civil data include law and appeal cases only.
 District Court-- Civil data include law and small claims cases only.
 Washington--Superior Court-- Civil data do not include estate or mental health cases.
 Wyoming--No data are included for cases filed prior to 1974.

^JExplanation of data included in the category:

Kansas--District Court-- Criminal trial data include DWI and "other traffic" cases. Traffic trial data include "traffic" cases only.
 Minnesota--County Court--The only civil cases for which this court may conduct jury trials are law cases. There were 7,627 law cases disposed during the court year.

- ¹A civil case is counted with the filing of a petition or complaint.
- ²A civil case is counted when it is placed on the calendar (has reached issue).
- ³A civil case is not counted in the same way throughout the state.
- ⁶The criminal case unit of count is the number of informations or indictments.

- ⁷The criminal case unit of count is the number of informations, indictments, or complaints.
- ⁸The criminal case unit of count is the number of defendants on the information, indictment, or complaint.
- ¹⁰The criminal case unit of count is the number of charges.
- ¹¹The criminal case unit of count is the case number assigned to the information, indictment or complaint at arraignment.
- ¹²The criminal case unit of count is not consistent statewide.

Jury trial definitions:

- A = A trial is counted if tried to judgment, verdict, or decision.
- B = A jury trial is counted when the jury panel selection begins.
- C = A jury trial is counted when the jury is sworn.
- F = A jury trial is counted when it has officially begun.
- H = A trial is not counted in the same way throughout the state.
- J = A trial is counted if the case is concluded by trial and judgment on the verdict has been rendered and filed.

Table 48: Filed cases (total, civil, criminal, and juvenile cases) for trial courts, 1968-1977.
 Trial courts reporting five or more years of cases filed data

State and court title	State population in thousands	Cases Filed									
		1968	1969	1970	1971	1972	1973	1974	1975	1976	1977
Total cases											
Arizona—Superior Court	2,427					64,943	79,538	86,464	90,575	84,774	94,270 ¹
Arkansas—STATE TOTAL	2,207	44,811	49,582	50,957	52,110	56,607	60,768	66,617	71,792	72,970	77,360
Circuit Court	—	18,262	21,158	22,478	21,109	21,991	24,979	28,642	32,795	33,013	35,848
Chancery Court and Probate Court	—	26,394	28,251	28,233	30,760	34,368	35,541	37,608	38,633	39,716	41,512
Court of Common Pleas	—	155	173	246	241	248	248	357	364	241	290 ¹
California—STATE TOTAL	22,350	11,962,083	11,814,295	13,001,054	13,417,794	13,357,774	13,330,348	13,985,522	15,250,622	15,910,437	16,509,674
Superior Court	—	467,560	493,631	507,163	527,488	522,256	532,563	562,248	602,470	667,122	713,880
Justice Court	—	1,284,284	1,252,728	1,238,981	1,237,765	1,298,940	1,202,217	1,181,749	1,305,928	1,071,503	825,578
Municipal Court	—	9,830,239	10,067,936	11,264,910	11,652,541	11,536,578	11,603,568	12,241,525	13,342,224	14,171,812	14,970,216
Colorado—STATE TOTAL	2,696			106,158 ¹ P	118,292 ¹ P	221,423 ¹	243,594 ¹	271,608 ¹	315,957 ¹	319,397 ¹	335,760 ¹
District Court and Denver Superior, Juvenile, and Probate Courts	—			865 ¹	2,034 ¹	77,220	80,540	94,130	116,593	119,207	121,966 ¹
Water Court	—			105,295 ¹	116,258 ¹	14,063 ¹	3,287 ¹	1,600 ¹	1,600 ¹	1,640 ¹	1,682 ¹
County Court	—			116,258 ¹	116,258 ¹	130,140 ¹	159,367 ¹	175,711 ¹	197,756 ¹	198,550 ¹	212,112 ¹
Delaware—STATE TOTAL	995	77,727 ¹	90,039 ¹	94,429 ¹	99,400 ¹	109,124 ¹	105,866 ¹	109,210 ¹	135,746 ¹	139,289 ¹	153,627 ¹
Superior Court	—	5,011 ¹	5,642 ¹	6,198 ¹	6,570 ¹	8,649 ¹	8,289 ¹	8,546 ¹	11,260 ¹	8,668 ¹	7,584 ¹
Court of Chancery	—	244 ¹	288 ¹	350 ¹	351 ¹	335 ¹	339 ¹	452 ¹	380 ¹	408 ¹	368 ¹
Court of Common Pleas	—	3,418	4,386	4,857	5,262	5,260	6,436	6,779	8,375	9,116	9,737
Family Court	—	14,906	15,683	15,977	17,662	13,787	14,294	17,113	21,206	21,957	24,513
Justice of the Peace Court	—	54,148	64,034	67,047	69,552	81,073	76,508	76,320	94,519	99,140	111,425
District of Columbia—Superior Court	682					734,353 ¹	260,389 ¹	272,535 ¹	284,616 ¹	294,933 ¹	289,108 ¹
Idaho—District Court and Magistrates						128,730 ¹	173,248 ¹	231,894 ¹	241,417 ¹	250,210 ¹	262,419 ¹
Division	883					37,309	36,947	39,534	42,038	45,066	48,710 ¹
Kansas—District Court	2,318	30,102	30,622	34,043	35,151	37,309	36,947	39,534	42,038	45,066	48,710 ¹
Maryland—STATE TOTAL	4,195	89,930 ¹ P	89,930 ¹ P	95,264 ¹ P	100,734 ¹ P	875,353 ¹	909,845 ¹	1,019,005 ¹	1,125,426 ¹	1,287,753 ¹	1,291,768 ¹
Circuit Court	—	89,930 ¹	89,930 ¹	95,264 ¹	100,734 ¹	95,417 ¹	95,007 ¹	100,958 ¹	110,407 ¹	121,198 ¹	133,344 ¹
District Court	—					779,936 ¹	814,838 ¹	918,047 ¹	1,015,019 ¹	1,166,555 ¹	1,158,424 ¹
Michigan—Circuit Court	9,157	97,848	98,129	105,213	111,717	119,799	131,307	138,805	153,420	153,350	156,605
Missouri—Circuit Court and Court of Common Pleas	4,845					97,065	94,145	100,093	110,825	109,483	106,996
New Hampshire—Superior Court	872	14,597	14,716	16,060	16,469	18,401	19,917	21,974	23,719	24,189	24,237
New Jersey—STATE TOTAL	7,342	121,620	140,367	156,346	165,452	183,841	192,455	206,627	228,277	242,915	249,126
Superior Court and County Court	—	64,711	66,628	70,576	76,782	84,571	87,196	84,934	94,731	96,257	97,409
Juvenile and Domestic Relations Court	—	56,909	73,739	85,770	88,670	99,270	105,259	121,693	133,516	146,358	151,717
North Carolina—STATE TOTAL	5,668					1,198,174 ¹	1,250,749 ¹	1,350,029 ¹	1,404,980 ¹	1,333,321 ¹	1,388,860 ¹
Superior Court	—					48,542 ¹	50,849 ¹	56,693 ¹	64,421 ¹	63,321 ¹	61,665 ¹
District Court	—					1,149,632 ¹	1,199,900 ¹	1,293,336 ¹	1,340,559 ¹	1,270,000 ¹	1,327,195 ¹
Oklahoma—District Court	2,866		276,784	321,925	324,986	340,353	339,151	329,139	373,342	402,655	426,394
Oregon—STATE TOTAL	2,439	32,316 ¹ P	33,791 ¹ P	240,939 ¹ P	261,028 ¹	406,333 ¹	429,297 ¹	500,743 ¹	512,971 ¹	610,355 ¹	604,962 ¹
Circuit Court	—	32,185 ¹	33,601 ¹	37,725 ¹	39,790 ¹	41,540 ¹	44,943 ¹	50,987 ¹	55,052 ¹	56,889 ¹	55,660 ¹
Tax Court	—	131	190	202	189	175	223	148	232	181	148
District Court	—			203,012	221,049	364,818	384,131	449,610	457,687	553,285	549,154
Pennsylvania—Court of Common Pleas	11,882					240,688	243,315	263,359	290,757	292,186	288,878
Rhode Island—STATE TOTAL	955					75,644	84,125	91,705	86,809	67,793	68,100
Superior Court	—					9,104	9,248	9,092	10,207	10,010	9,494
District Court	—					66,540	74,877	82,613	76,602	57,783	58,606
Tennessee—STATE TOTAL	4,402	70,841	78,052	84,397	81,995	81,272	88,844	101,382	109,869	112,811	118,220
Circuit Court and Criminal Court	—	54,397	59,660	63,528	60,571	58,009	61,567	69,958	76,058	76,966	81,335
Law and Equity Court	—	2,387	3,058	3,022	3,130	3,794	4,590	5,182	4,242	4,847	4,466
Chancery Court	—	14,057	15,334	17,847	18,294	19,469	22,487	26,242	29,569	30,998	32,419
Utah—District Court	1,316				20,519	22,305	23,922	**	28,672	28,601	30,362
Virginia—Circuit Court	5,206	69,604	73,614	79,400	83,154	85,581	88,751	90,249	104,582	106,819	117,331
Washington—STATE TOTAL	3,772	78,052 ¹ P	84,810 ¹ P	824,653	870,648	916,692	889,807	966,107	1,005,928	1,049,046	1,137,124
Superior Court	—	78,052 ¹	84,810 ¹	88,637	92,369	95,413	100,135	111,477	116,640	121,811	127,965
Municipal and Police Court	—			418,224	441,888	455,559	422,546	414,475	399,097	429,371	475,181
District Court and Justices of the Peace	—			317,802	336,791	365,720	367,126	440,155	490,191	496,864	533,978

109

Table 48: Filed cases (total, civil, criminal, and juvenile cases) for trial courts, 1968-1977 (continued).

Table 48, page 2

State and court title	State population in thousands	Cases Filed									
		1968	1969	1970	1971	1972	1973	1974	1975	1976	1977
Civil cases											
California—STATE TOTAL.....	22,350	744,469	706,970	725,146	700,959	718,910	785,661	844,875	937,832	933,638	939,224
Superior Court.....	—	88,746	80,594	95,827	104,214	110,856	120,159	137,849	156,626	167,746	167,836
Justice Court.....	—	83,011	71,563	67,041	59,016	60,049	65,152	67,340	69,134	58,031	49,828
Municipal Court.....	—	572,712	546,013	562,478	537,729	547,805	600,350	639,686	712,072	707,861	721,560
Colorado—STATE TOTAL.....	2,696	14,980 ^P	14,980 ^P	15,743 ^P	15,743 ^P	32,185 ^I	76,689 ^I	86,704 ^I	106,115 ^I	114,318 ^I	122,568 ^I
District Court and Denver Superior and Probate Courts.....	—	—	—	—	—	54,127 ^J	57,587 ^J	65,681 ^J	80,226 ^J	82,035 ^J	83,439 ^J
Water Court.....	—	—	865 ^I	2,034 ^I	14,063 ^I	3,287 ^I	1,767 ^I	1,608 ^I	1,640 ^I	1,640 ^I	1,682 ^I
County Court.....	—	—	14,115	13,709	13,995	15,815	19,256	24,281	30,643	30,643	32,449
Connecticut—STATE TOTAL.....	3,089	24,748 ^I	25,755 ^I	29,017 ^I	26,577 ^I	27,871 ^I	28,107 ^I	30,775 ^I	48,924 ^I	56,591 ^I	57,232 ^I
Superior Court.....	—	17,288 ^I	17,565 ^I	19,399 ^I	18,221 ^I	19,822 ^I	20,279 ^I	23,170 ^I	25,003 ^I	25,793 ^I	26,750 ^I
Court of Common Pleas.....	—	7,460 ^I	8,190 ^I	9,618 ^I	8,356 ^I	8,049 ^I	7,828 ^I	7,609 ^I	23,901 ^I	30,799 ^I	30,482 ^I
Delaware—STATE TOTAL.....	595	4,528 ^I	5,833 ^I	6,156 ^I	6,081 ^I	6,477 ^I	7,915 ^I	8,006 ^I	10,673 ^I	8,644 ^I	7,267 ^I
Superior Court.....	—	3,126 ^I	4,085 ^I	4,105 ^I	4,081 ^I	4,638 ^I	5,256 ^I	5,369 ^I	7,173 ^I	4,882 ^I	3,487 ^I
Court of Chancery.....	—	244 ^I	288 ^I	351 ^I	354 ^I	355 ^I	339 ^I	452 ^I	386 ^I	408 ^I	368 ^I
Court of Common Pleas.....	—	1,158	1,460	1,701	1,646	1,484	2,230	2,185	3,114	3,354	3,412
District of Columbia—Superior Court.....	682	—	—	—	—	172,393 ^I	174,674 ^I	170,349 ^I	171,921 ^I	169,493 ^I	161,570 ^I
Kansas—District Court.....	2,318	—	25,995	28,737	29,826	31,649	31,488	33,491	35,312	37,811	38,009 ^P
Maryland—STATE TOTAL.....	4,195	50,384 ^P	53,667 ^P	57,985 ^P	57,985 ^P	277,593 ^P	298,429 ^P	349,253 ^P	356,531 ^P	394,970 ^P	437,362 ^P
Circuit Court.....	—	—	50,384 ^P	53,667 ^P	57,985 ^P	50,591 ^P	52,601 ^P	53,916 ^P	57,330 ^P	62,158 ^P	66,026 ^P
District Court.....	—	—	—	—	—	227,002	245,828	291,337	299,201	332,812	371,336
Michigan—Circuit Court.....	9,157	82,510	82,292	87,123	91,346	100,772	111,417	117,146	127,229	126,924	130,433
Missouri—Circuit Court and Court of Common Pleas.....	4,845	—	—	—	—	65,954	63,259	66,591	74,314	74,474	72,132
New Hampshire—Superior Court.....	872	12,074	12,133	12,741	12,868	13,736	15,064	16,829	17,398	17,745	17,745
New Jersey—STATE TOTAL.....	7,342	257,444	258,643	298,757	321,547	332,097	351,516	366,923	395,051	420,668	440,502
Superior Court and County Court.....	—	47,687	46,430	47,800	48,910	52,430	58,366	56,901	63,231	64,877	68,371
County District Court.....	—	188,734	180,674	215,491	237,548	239,213	251,743	260,664	280,941	293,917	303,057
Juvenile and Domestic Relations Court.....	—	21,023	31,539	35,466	35,089	40,454	41,407	49,358	50,889	61,874	69,474
North Carolina—STATE TOTAL.....	5,668	—	—	—	—	156,988 ^I	179,858 ^I	213,889 ^I	230,347 ^I	235,584 ^I	255,056 ^I
Superior Court.....	—	—	—	—	—	8,249 ^I	8,490 ^I	10,065 ^I	10,919 ^I	10,774 ^I	10,401 ^I
District Court.....	—	—	—	—	—	148,739	171,368	203,824	219,428	224,810	244,655
Oklahoma—District Court.....	2,866	—	97,914 ^I	115,389 ^I	120,892 ^I	130,189 ^I	142,744 ^I	156,342 ^I	166,164 ^I	168,834 ^I	181,312 ^I
Oregon—Tax Court.....	2,439	131	190	202	189	175	223	148	232	181	148
Rhode Island—District Court.....	955	—	—	—	—	26,141	26,738	31,217	33,335	29,026	28,488
Tennessee—STATE TOTAL.....	4,402	52,773	58,651	63,507	60,113	61,168	66,691	74,799	80,407	83,202	86,347
Circuit Court.....	—	36,329	40,259	42,638	38,689	37,905	39,614	43,375	46,596	47,357	49,462
Law and Equity Court.....	—	2,387	3,058	3,022	3,130	3,794	4,590	5,182	4,242	4,847	4,466
Chancery Court.....	—	14,057	15,334	17,847	18,294	19,469	22,487	26,242	29,569	30,998	32,419
Utah—District Court.....	1,316	—	—	—	—	18,599	20,207	21,594	26,029	25,533	27,010
Criminal cases											
California—STATE TOTAL.....	22,350	638,968	687,937	748,351	748,161	746,660	742,193	742,109	774,966	775,479	804,856
Superior Court.....	—	55,067	68,159	71,422	76,386	65,487	61,605	54,635	55,635	54,906	54,653
Justice Court.....	—	90,115	89,573	91,899	90,694	94,058	97,518	98,080	97,344	83,863	71,973
Municipal Court.....	—	493,786	530,205	585,030	581,081	587,115	583,070	589,394	621,987	636,710	678,230
Colorado—STATE TOTAL.....	2,696	—	—	91,178 ^P	102,549 ^P	126,502	153,627	167,590	188,044	182,241	190,353
District Court and Denver Superior Court.....	—	—	—	—	—	10,357	5,675	11,135	14,569	14,334	15,690
County Court.....	—	—	—	91,178 ^P	102,549 ^P	116,145 ^I	143,952 ^I	156,455 ^I	173,475 ^I	167,907 ^I	174,663 ^I

Delaware--STATE TOTAL.....	595	11,594	11,875	11,702	12,785	15,513	15,634	15,606	18,133	18,302	19,062
Superior Court.....	--	1,885	1,537	2,093	2,489	4,011	3,042	3,177	4,087	3,786	4,097
Court of Common Pleas.....	--	2,260	2,926	3,156	3,616	3,776	4,116	4,594	5,261	5,762	6,325
Municipal Court of Wilmington.....	--	7,449	7,392	6,453	6,680	7,726	8,476	7,835	9,785	8,754	9,540
District of Columbia--Superior Court ¹	682	--	--	--	--	--	26,822 ^U	29,570 ^U	31,143 ^U	29,604 ^U	27,580 ^U
Kansas--District Court.....	2,318	--	4,627	5,306	5,325	5,660	5,459	6,043	6,726	7,255	19,839 ⁹
Maryland--STATE TOTAL.....	4,195	23,280 ^P	24,974 ^P	22,308 ^P	133,469	129,902	142,375	167,402	186,737	199,370	
Circuit Court.....	--	23,280	24,974	22,308	20,546	21,081	24,603	29,606	33,744	43,171	
District Court ¹⁰	--	--	--	--	112,923 ^d	108,821 ^d	117,772 ^d	137,796 ^d	152,993 ^d	156,199 ^d	
Michigan--Circuit Court.....	9,157	15,338	15,837	18,090	20,371	19,027	19,970	21,659	26,191	26,426	26,172
Missouri--Circuit Court and Court of Common Pleas... 4,845	4,845	--	--	--	15,326	14,449	16,241	17,760	18,080	18,130	
New Hampshire--Superior Court.....	872	2,523	2,543	3,319	3,601	4,665	4,833	5,145	6,321	6,431	6,992
New Jersey--Superior Court and County Court.....	7,342	17,024	20,198	22,776	27,072	32,141	28,830	28,033	31,500	31,680	29,638
North Carolina--STATE TOTAL.....	5,668	--	--	--	1,041,186 ^l	1,070,891 ^l	1,136,140 ^l	1,174,533 ^l	1,097,737 ^l	1,133,804 ^l	
Superior Court.....	--	--	--	--	40,293	42,359	46,628	53,505	52,517	51,264	
District Court ¹¹	--	--	--	--	1,000,893 ^l	1,028,532 ^l	1,089,512 ^l	1,121,028 ^l	1,045,190 ^l	1,082,540 ^l	
Ohio--Court of Common Pleas.....	10,771	--	--	--	24,155	25,121	28,782	31,554	30,527	30,815	
Oklahoma--District Court.....	2,866	177,870 ^l	206,536 ^l	204,094 ^l	210,164 ^l	186,407 ^l	172,797 ^l	207,178 ^l	233,821 ^l	245,082 ^l	
Pennsylvania--Court of Common Pleas.....	11,882	--	--	--	67,230	62,078	67,047	78,141	76,302	73,058	
Rhode Island--District Court.....	955	--	--	--	40,399	48,139	51,296	45,267	28,757	30,118	
Tennessee--Circuit Court and Criminal Court.....	4,402	18,568	19,401	20,890	21,882	20,104	21,953	26,583	29,462	29,609	30,062
Utah--District Court.....	1,316	--	--	--	1,920	2,098	2,328	**	2,643	3,068	3,352
Juvenile cases											
Colorado--District Court and Denver Juvenile Court ¹²	2,696	--	--	--	12,756 ^l	13,278 ^l	17,314 ^l	21,798 ^l	22,838 ^l	16,078 ^l	
District of Columbia--Superior Court ¹³	682	--	--	--	7,665 ^l	7,847 ^l	7,772 ^l	7,756 ^l	7,391 ^l	6,289 ^l	
Maryland--STATE TOTAL.....	4,195	17,886	18,335	21,916	25,498	22,871	24,327	25,330	28,373	26,681	
Circuit Court.....	--	16,266	16,623	20,441	24,280	21,325	22,439	23,471	25,296	23,702	
District Court.....	--	1,620	1,712	1,475	1,218	1,546	2,088	1,859	3,077	2,899	
Missouri--Circuit Court and Court of Common Pleas... 4,845	4,845	--	--	--	15,785	16,437	17,161	18,751	16,929	16,734	
New Hampshire--District Court and Municipal Court... 872	872	2,186	2,681	2,741	2,912	2,883	3,580	5,497	--	--	
New Jersey--Juvenile and Domestic Relations Court... 7,342	7,342	35,886	42,200	50,304	53,581	58,816	63,852	72,335	82,657	84,484	82,243
Pennsylvania--Court of Common Pleas.....	11,882	--	--	--	24,770	27,094	35,120	39,882	37,084	35,614	

Note: All available data are included in the table. Blank spaces indicate that data are not available.

-- = Not applicable.

¹Court Jurisdiction:

Kansas--District Court--Trial courts in Kansas were unified during the 1977 court year. Cases previously filed in all trial courts except the Municipal Court are now filed in the District Court.

²Case definition or unit of count:

Maryland--District Court--The criminal unit of count used in this table is the number of charges. Elsewhere in this volume it is the number of defendants on the information, indictment, or complaint.

³Data are not complete:

Arizona--Data given for the 1977 court year do not include juvenile dependency data for one county or juvenile traffic data for two counties.

Arkansas--Court of Common Pleas--Figures given for the 1977 court year do not include data for two counties.

Colorado--District Court and Denver Superior, Juvenile, and Probate Courts--Figures given for 1977 do not include three months of estate postjudgment cases due to a data processing error. Neither are any data available for adoption or paternity and support cases for 1977.

Water Court--Figures given do not include postjudgment actions.

County Court--Criminal figures given do not include data from the court located in Denver.

Connecticut--Superior Court--No data are included for the Appellate Session.

Court of Common Pleas--Civil data given are for cases on the "family docket" and "non-family docket" only.

Delaware--Superior Court--Data given do not include civil involuntary commitment cases.

Court of Chancery--Data given only include other civil cases.

District of Columbia--Figures given do not include reinstated cases.

Idaho--Data given do not include appeals.

Maryland--Circuit Court--Figures given do not include sentence review cases.

North Carolina--Superior Court--Figures given do not include civil estate or special proceedings cases that are handled by the clerks of this court.

District Court--Figures given for total cases do not include any juvenile data.

Oklahoma--District Court--Figures given do not include criminal postconviction remedy cases.

Oregon--Circuit Court--Figures given for total cases do not include adoption, estate, mental health, or juvenile data.

District Court--Figures given for total cases do not include domestic relations, estate, or mental health cases.

⁴Explanation of data included in the category:

Colorado--District Court and Denver Superior Court--Adoption and paternity and support cases are included with the juvenile rather than with the civil caseload, where they are classified in other tables in this report.

District of Columbia--Criminal figures include a few traffic cases.

North Carolina--District Court--Both criminal and traffic cases are included in the figures reported as criminal in this table.

Oklahoma--District Court--Data reported as civil include civil and juvenile cases.

⁵Data were not available for all courts in the state.

111

Table 49: Number and percent change in filed cases (total, civil, criminal, and juvenile cases) year to year for trial courts, 1968-1977. Trial courts reporting five or more years of cases filed data

State and court title	State population in thousands	Number and percent change in cases filed								
		1968 to 1969	1969 to 1970	1970 to 1971	1971 to 1972	1972 to 1973	1973 to 1974	1974 to 1975	1975 to 1976	1976 to 1977
Total cases										
Arizona—Superior Court.....	2,427						10,926 (14%)	4,111 (5%)	-5,801 (-6%)	9,496 (11%)
Arkansas—STATE TOTAL.....	2,207	4,771 (11%)	1,375 (3%)	1,153 (2%)	4,497 (9%)	4,161 (7%)	5,849 (10%)	5,175 (8%)	1,178 (2%)	4,390 (6%)
Circuit Court.....	—	2,896 (16%)	1,320 (6%)	-1,359 (-6%)	882 (4%)	2,988 (14%)	3,663 (15%)	4,153 (14%)	218 (<1%)	2,835 (9%)
Chancery Court and Probate Court.....	—	1,857 (7%)	18 (<1%)	2,527 (9%)	3,608 (12%)	1,173 (3%)	2,067 (6%)	1,025 (3%)	1,083 (3%)	1,796 (5%)
Court of Common Pleas.....	—	18 (1%)	73 (4%)	-5 (-2%)	7 (3%)	0 (0%)	119 (4%)	-3 (-1%)	-123 (-34%)	9 (4%)
California—STATE TOTAL.....	22,350	232,212 (2%)	1,186,859 (10%)	416,740 (3%)	-60,020 (-1%)	-19,426 (-1%)	647,174 (5%)	1,265,100 (9%)	659,815 (4%)	599,237 (4%)
Superior Court.....	—	26,071 (6%)	13,532 (3%)	20,325 (4%)	-5,232 (-1%)	10,307 (2%)	29,685 (6%)	40,222 (7%)	64,652 (11%)	46,798 (7%)
Justice Court.....	—	-31,556 (-2%)	-23,747 (-2%)	8,784 (1%)	61,175 (5%)	-96,723 (-7%)	-20,468 (-2%)	124,179 (11%)	-234,425 (-18%)	-245,925 (-23%)
Municipal Court.....	—	237,697 (2%)	1,196,974 (12%)	387,631 (3%)	-115,963 (-1%)	66,990 (<1%)	637,957 (6%)	1,100,699 (9%)	829,988 (6%)	798,404 (6%)
Colorado—STATE TOTAL.....	2,696			12,134P(11%)		22,171 (10%)	28,014 (12%)	44,349 (16%)	3,440 (1%)	16,363 (5%)
District Court and Denver Superior, Juvenile, and Probate Courts.....	—			1,169 (13%)	12,029 (59%)	-3,320 (4%)	13,990 (17%)	22,463 (24%)	2,614 (2%)	2,759 (2%)
Water Court.....	—			10,965 (10%)	13,882 (12%)	-10,776 (-7%)	-1,520 (-4%)	-159 (-9%)	32 (2%)	42 (3%)
County Court.....	—			4,971 (5%)	9,724 (10%)	-3,258 (-3%)	3,344 (3%)	26,536 (24%)	794 (<1%)	13,562 (7%)
Delaware—STATE TOTAL.....	582	12,308 (16%)	4,394 (5%)	4,971 (5%)	9,724 (10%)	-3,258 (-3%)	3,344 (3%)	26,536 (24%)	794 (<1%)	13,562 (7%)
Superior Court.....	—	631 (13%)	596 (10%)	372 (6%)	2,079 (12%)	-360 (-4%)	297 (3%)	2,714 (12%)	-2,592 (-23%)	-1,084 (-13%)
Court of Chancery.....	—	44 (1%)	62 (2%)	4 (1%)	4 (1%)	-16 (-5%)	113 (3%)	-66 (-15%)	22 (5%)	-40 (-10%)
Court of Common Pleas.....	—	968 (28%)	471 (11%)	405 (8%)	-2 (-1%)	1,176 (22%)	343 (5%)	1,596 (24%)	741 (9%)	621 (7%)
Family Court.....	—	779 (5%)	292 (2%)	1,685 (11%)	-3,875 (-22%)	507 (4%)	2,819 (20%)	4,093 (24%)	751 (4%)	2,556 (12%)
Justice of the Peace Court.....	—	9,886 (18%)	3,013 (5%)	2,505 (4%)	11,521 (17%)	-4,565 (-6%)	-188 (-1%)	18,199 (24%)	4,621 (5%)	12,285 (12%)
District of Columbia—Superior Court.....	682					6,036 (2%)	12,146 (5%)	12,081 (4%)	6,317 (2%)	-1,825 (-1%)
Idaho—District Court and Magistrates Division.....	883				46,518 (36%)	56,646 (32%)	9,523 (4%)	8,793 (4%)	12,209 (5%)	13,251 (5%)
Kansas—District Court.....	2,318	520 (2%)	3,421 (11%)	1,108 (3%)	2,158 (6%)	-362 (-1%)	2,587 (7%)	2,504 (6%)	3,028 (7%)	
Maryland—STATE TOTAL.....	4,195		5,349P(6%)	5,470P(6%)	-5,317 (-5%)		34,492 (4%)	109,160 (12%)	162,327 (14%)	4,015 (<1%)
Circuit Court.....	—		5,334 (6%)	5,470 (6%)	-5,317 (-5%)		-410 (-1%)	5,951 (6%)	9,449 (9%)	10,759 (10%)
District Court.....	—						34,902 (4%)	103,209 (13%)	96,872 (11%)	151,536 (15%)
Michigan—Circuit Court.....	9,157	281 (4%)	7,084 (7%)	6,504 (6%)	8,082 (7%)	11,588 (10%)	7,418 (6%)	14,615 (11%)	-70 (-1%)	3,255 (2%)
Missouri—Circuit Court and Court of Common Pleas.....	4,845					-2,920 (-3%)	5,948 (6%)	10,732 (11%)	-1,342 (-1%)	-2,487 (-2%)
New Hampshire—Superior Court.....	872	119 (1%)	1,344 (9%)	409 (3%)	1,932 (12%)	1,516 (8%)	2,057 (10%)	1,745 (8%)	470 (2%)	548 (2%)
New Jersey—STATE TOTAL.....	7,342	18,747 (15%)	15,979 (11%)	9,106 (6%)	18,389 (11%)	8,614 (5%)	14,172 (7%)	21,650 (10%)	14,638 (6%)	6,211 (3%)
Superior Court and County Court.....	—	1,917 (3%)	3,948 (6%)	6,206 (9%)	7,789 (10%)	2,625 (3%)	-2,262 (-3%)	9,797 (12%)	1,826 (2%)	892 (4%)
Juvenile and Domestic Relations Court.....	—	16,830 (30%)	12,031 (16%)	2,900 (3%)	10,600 (12%)	5,989 (6%)	16,434 (16%)	11,853 (10%)	12,812 (10%)	5,359 (4%)
North Carolina—STATE TOTAL.....	5,668					52,575 (4%)	99,280 (8%)	54,951 (4%)	-71,659 (-5%)	55,539 (4%)
Superior Court.....	—					2,307 (5%)	5,844 (11%)	7,731 (14%)	-1,103 (-2%)	-1,656 (-3%)
District Court.....	—					50,268 (4%)	93,436 (8%)	47,220 (4%)	-70,556 (-5%)	57,195 (4%)
Oklahoma—District Court.....	2,866		46,141 (17%)	3,061 (1%)	15,367 (5%)	-11,202 (-3%)	-12 (-1%)	44,203 (13%)	29,313 (8%)	23,739 (6%)
Oregon—STATE TOTAL.....	2,439	1,475P(5%)		20,089 (8%)	145,505 (56%)	22,764 (6%)	71,448 (17%)	12,226 (2%)	97,384 (19%)	-9,393 (-1%)
Circuit Court.....	—	1,416 (4%)	4,124 (12%)	2,065 (5%)	1,750 (4%)	3,403 (8%)	6,044 (13%)	4,065 (8%)	1,837 (3%)	-1,229 (-2%)
Tax Court.....	—	59 (4%)	12 (6%)	-13 (-6%)	-14 (-7%)	48 (2%)	-75 (-34%)	86 (3%)	-51 (-22%)	-33 (-16%)
District Court.....	—			18,037 (9%)	143,769 (65%)	19,313 (5%)	65,479 (15%)	8,677 (2%)	95,998 (21%)	-4,131 (-1%)
Pennsylvania—Court of Common Pleas.....	11,882					2,627 (1%)	20,044 (8%)	27,398 (10%)	1,429 (<1%)	-3,308 (-1%)
Rhode Island—STATE TOTAL.....	955					8,481 (11%)	7,980 (9%)	-4,896 (-5%)	-19,016 (-22%)	307 (4%)
Superior Court.....	—					144 (2%)	-156 (-2%)	1,115 (12%)	-197 (-2%)	-516 (-5%)
District Court.....	—					8,337 (13%)	7,736 (10%)	-6,011 (-7%)	-18,819 (-25%)	823 (1%)
Tennessee—STATE TOTAL.....	4,402	7,211 (10%)	6,345 (8%)	-2,402 (-3%)	-725 (-1%)	7,372 (9%)	12,738 (14%)	8,487 (8%)	2,942 (3%)	5,409 (5%)
Circuit Court and Criminal Court.....	—	5,263 (10%)	3,868 (6%)	-2,957 (-5%)	-2,562 (-4%)	3,558 (6%)	8,391 (14%)	6,100 (9%)	908 (1%)	4,369 (6%)
Law and Equity Court.....	—	671 (2%)	-36 (-1%)	108 (4%)	66 (2%)	796 (21%)	796 (21%)	-940 (-18%)	605 (14%)	-381 (-6%)
Chancery Court.....	—	1,277 (9%)	2,513 (16%)	447 (2%)	1,175 (6%)	3,018 (16%)	3,755 (17%)	3,327 (13%)	1,429 (3%)	1,421 (3%)
Utah—District Court.....	1,316					1,786 (9%)	1,617 (7%)		-71 (-1%)	1,761 (6%)
Virginia—Circuit Court.....	5,206	4,010 (6%)	5,786 (8%)	3,754 (5%)	2,427 (3%)	3,170 (4%)	9,498 (11%)	6,333 (6%)	2,237 (2%)	10,532 (10%)
Washington—STATE TOTAL.....	3,772	6,759P(9%)		45,995 (6%)	46,044 (5%)	26,885 (-3%)	76,300 (9%)	-39,821 (4%)	42,118 (4%)	89,078 (8%)
Superior Court.....	—	6,758 (9%)	3,817 (4%)	3,742 (4%)	3,044 (3%)	4,722 (5%)	11,342 (11%)	5,163 (5%)	5,171 (4%)	6,154 (6%)
Municipal and Police Court.....	—			23,267 (6%)	14,071 (3%)	33,013 (-7%)	-8,071 (-2%)	-15,378 (-4%)	30,274 (8%)	45,810 (11%)
District Court and Justices of the Peace.....	—			18,989 (6%)	28,929 (9%)	1,405 (<1%)	75,029 (20%)	50,036 (11%)	6,673 (1%)	37,114 (7%)

Civil cases										
California—STATE TOTAL.....	22,350	-37,899 (-55)	18,576 (38)	-24,187 (-35)	17,251 (25)	67,151 (95)	59,214 (85)	92,997 (115)	-4,194 (-15)	5,586 (15)
Superior Court.....	---	-152 (-15)	7,033 (85)	8,587 (95)	6,442 (65)	9,503 (95)	17,690 (155)	18,777 (145)	11,120 (75)	90 (-15)
Justice Court.....	---	-11,048 (-135)	-4,922 (-75)	-8,025 (-125)	1,033 (25)	5,103 (85)	2,188 (35)	1,794 (35)	-1,103 (-165)	-8,203 (-145)
Municipal Court.....	---	-26,699 (-55)	16,465 (35)	-24,749 (-45)	10,076 (25)	52,545 (105)	39,336 (75)	72,386 (115)	-4,211 (-15)	13,699 (25)
Colorado—STATE TOTAL.....	2,696	---	---	763P (55)	---	-5,496 (-75)	10,015 (135)	19,411 (225)	6,203 (85)	8,250 (75)
District Court, and Denver Superior and Probate Courts.....	---	---	---	---	---	3,460 (65)	8,094 (145)	14,545 (225)	1,809 (25)	1,404 (25)
Water Court.....	---	---	---	---	1,169 (135)	12,029 (915)	-10,776 (-775)	-1,520 (-465)	-159 (-95)	32 (25)
County Court.....	---	---	---	---	-406 (-35)	1,820 (135)	3,441 (225)	5,025 (265)	6,362 (265)	6,806 (225)
Connecticut—STATE TOTAL.....	3,089	1,007 (45)	3,262 (135)	-2,440 (-85)	1,294 (55)	236 (-15)	2,672 (105)	18,125 (595)	7,687 (165)	641 (15)
Superior Court.....	---	277 (25)	1,834 (105)	-1,178 (-65)	1,601 (95)	457 (25)	2,891 (145)	1,833 (85)	790 (35)	957 (45)
Court of Common Pleas.....	---	730 (105)	1,428 (175)	-1,262 (-135)	-307 (-45)	-221 (-35)	-219 (-35)	16,292 (2145)	6,897 (295)	-316 (-15)
Delaware—STATE TOTAL.....	595	1,305 (295)	323 (65)	-75 (-15)	395 (75)	1,438 (225)	91 (15)	2,667 (335)	-2,029 (-195)	-1,377 (-165)
Superior Court.....	---	959 (315)	20 (-15)	-24 (-15)	557 (145)	618 (135)	113 (25)	1,804 (345)	-2,291 (-25)	-1,395 (-295)
Court of Chancery.....	---	44 (185)	62 (225)	4 (15)	1 (-15)	-16 (-55)	113 (335)	-66 (-155)	22 (65)	-40 (-105)
Court of Common Pleas.....	---	302 (265)	241 (175)	-55 (-35)	-162 (-105)	836 (565)	-135 (-65)	929 (435)	240 (65)	98 (25)
District of Columbia—Superior Court.....	682	---	---	---	---	-544 (-15)	-4,662 (-35)	1,850 (15)	-5,173 (-35)	-5,923 (-45)
Kansas—District Court.....	2,318	---	2,742 (115)	1,089 (45)	1,823 (65)	-161 (-15)	2,003 (65)	1,821 (55)	2,499 (75)	(a)
Maryland—STATE TOTAL.....	4,195	3,283P (75)	4,318P (85)	4,318P (85)	-7,394 (-135)	20,836 (85)	46,824 (165)	11,278 (35)	38,439 (115)	42,392 (115)
District Court.....	---	---	---	---	---	2,010 (45)	1,315 (25)	3,414 (65)	4,828 (85)	3,668 (65)
Michigan—Circuit Court.....	9,157	-218 (-15)	4,831 (65)	4,223 (55)	9,426 (105)	18,826 (85)	45,509 (155)	7,864 (35)	32,511 (115)	38,524 (125)
Missouri—Circuit Court and Court of Common Pleas.....	4,845	---	---	---	---	-2,659 (-45)	3,332 (55)	7,723 (125)	160 (-15)	-2,342 (-35)
New Hampshire—Superior Court.....	872	59 (-15)	608 (55)	127 (15)	868 (75)	1,328 (105)	1,765 (125)	569 (35)	360 (25)	-13 (-15)
New Jersey—STATE TOTAL.....	7,342	1,199 (-15)	40,114 (165)	22,790 (85)	10,250 (35)	19,419 (65)	15,407 (45)	28,138 (85)	25,607 (65)	20,234 (55)
Superior Court and County Court.....	---	-1,257 (-35)	1,370 (35)	1,110 (25)	3,520 (75)	5,936 (115)	-1,465 (-35)	6,330 (115)	1,646 (35)	3,494 (55)
County District Court.....	---	-8,060 (-45)	34,817 (195)	22,057 (105)	1,665 (-15)	12,530 (55)	8,921 (45)	20,277 (85)	12,976 (55)	9,590 (35)
Juvenile and Domestic Relations Court.....	---	10,516 (505)	3,927 (125)	-377 (-15)	5,365 (155)	953 (21)	7,951 (195)	1,531 (35)	10,985 (225)	7,600 (125)
North Carolina—STATE TOTAL.....	5,668	---	---	---	---	22,870 (155)	34,051 (155)	16,458 (65)	5,237 (25)	19,472 (65)
Superior Court.....	---	---	---	---	---	241 (35)	1,575 (195)	854 (85)	-145 (-15)	-373 (-35)
District Court.....	---	---	---	---	---	22,629 (155)	32,476 (195)	15,604 (85)	5,382 (25)	19,845 (65)
Oklahoma—District Court.....	2,866	---	17,475 (185)	5,503 (55)	5,297 (85)	12,555 (105)	13,598 (105)	9,822 (65)	2,670 (25)	12,478 (75)
Oregon—Tax Court.....	2,439	59 (45)	12 (65)	-13 (-65)	-14 (-75)	48 (275)	-75 (-345)	84 (575)	-51 (-225)	-33 (-185)
Rhode Island—District Court.....	955	---	---	---	---	597 (25)	4,479 (175)	2,118 (75)	-4,309 (-135)	-538 (-25)
Tennessee—STATE TOTAL.....	4,402	5,878 (115)	4,856 (85)	-3,394 (-55)	1,055 (25)	5,523 (95)	8,108 (125)	5,608 (85)	2,795 (35)	3,145 (45)
Circuit Court.....	---	3,930 (115)	2,379 (65)	-3,949 (-95)	-784 (-25)	1,709 (55)	3,761 (95)	3,221 (75)	761 (25)	2,105 (45)
Law and Equity Court.....	---	571 (285)	-36 (-15)	108 (45)	664 (215)	796 (215)	592 (135)	-940 (-185)	605 (145)	-381 (-85)
Chancery Court.....	---	1,277 (95)	2,513 (165)	447 (35)	1,175 (65)	3,018 (165)	3,755 (175)	3,327 (135)	1,429 (55)	1,421 (55)
Utah—District Court.....	1,316	---	---	---	---	1,608 (95)	1,387 (75)	---	-496 (-25)	1,477 (65)
Criminal cases										
California—STATE TOTAL.....	22,350	48,969 (85)	60,414 (95)	-190 (-15)	-1,501 (-15)	4,467 (-15)	-84 (-15)	32,857 (45)	513 (-15)	29,377 (45)
Superior Court.....	---	13,092 (245)	3,263 (75)	4,964 (75)	-10,899 (-145)	-3,882 (-65)	-6,970 (-115)	1,000 (25)	-729 (-15)	-253 (-15)
Justice Court.....	---	-542 (-15)	2,326 (35)	-1,205 (-15)	3,364 (45)	3,460 (45)	562 (-15)	-736 (-15)	-13,481 (-145)	-11,890 (-145)
Municipal Court.....	---	36,419 (75)	54,825 (105)	-3,949 (-15)	6,034 (15)	-4,045 (-15)	6,324 (15)	32,993 (65)	14,723 (25)	41,520 (75)
Colorado—STATE TOTAL.....	2,696	---	---	---	---	---	---	27,125 (215)	13,063 (95)	20,454 (125)
District Court and Denver Superior Court.....	---	---	---	---	---	---	---	-682 (-75)	1,460 (155)	3,434 (315)
County Court.....	---	---	---	---	---	---	---	27,807 (245)	12,503 (95)	17,020 (115)
Delaware—STATE TOTAL.....	595	281 (25)	-173 (-15)	1,083 (95)	2,728 (215)	121 (-15)	-28 (-15)	2,527 (165)	169 (-15)	1,660 (95)
Superior Court.....	---	-328 (-175)	536 (345)	396 (195)	1,522 (615)	-969 (-245)	135 (45)	910 (295)	-301 (-75)	311 (85)
Court of Common Pleas.....	---	665 (295)	230 (85)	460 (155)	160 (45)	340 (95)	478 (125)	667 (155)	501 (105)	563 (105)
Municipal Court of Wilmington.....	---	-57 (-15)	-939 (-135)	227 (45)	1,046 (165)	750 (105)	-641 (-85)	995 (125)	-31 (-15)	786 (95)
District of Columbia—Superior Court.....	682	---	---	---	---	---	---	2,748 (105)	1,573 (35)	-1,539 (-55)
Kansas—District Court.....	2,318	---	679 (155)	19 (-15)	335 (65)	-201 (-45)	584 (115)	683 (115)	529 (85)	(a)
Maryland—STATE TOTAL.....	4,195	1,694P (75)	-2,666P (-115)	-1,762 (-85)	---	-2,567 (-35)	12,673 (105)	24,827 (175)	19,335 (125)	12,633 (75)
Circuit Court.....	---	---	---	---	---	535 (35)	3,522 (175)	5,003 (205)	4,138 (145)	9,427 (285)
District Court.....	---	---	---	---	---	-4,102 (-45)	9,151 (85)	19,824 (175)	15,197 (115)	3,206 (25)

Footnotes are at the end of the table.

Table 49: Number and percent change in filed cases (total, civil, criminal, and juvenile cases) year to year for trial courts, 1968-1977 (continued).

State and court title	State population in thousands	Number and percent change in cases filed								
		1968 to 1969	1969 to 1970	1970 to 1971	1971 to 1972	1972 to 1973	1973 to 1974	1974 to 1975	1975 to 1976	1976-1977
Criminal cases										
Michigan-Circuit Court.....	9,157	499 (3%)	2,253 (14%)	2,281 (13%)	-1,344 (-7%)	943 (5%)	1,689 (8%)	4,532 (21%)	235 (<1%)	-254 (-1%)
Missouri-Circuit Court and Court of Common Pleas...	4,845					-877 (-6%)	1,892 (13%)	1,419 (9%)	320 (2%)	50 (<1%)
New Hampshire-Superior Court.....	872	60 (2%)	736 (28%)	282 (8%)	1,064 (30%)	188 (4%)	292 (6%)	1,176 (23%)	110 (2%)	561 (9%)
New Jersey-Superior Court and County Court.....	7,342	3,174 (19%)	2,578 (13%)	5,096 (22%)	4,269 (15%)	-3,311 (-10%)	-797 (-3%)	3,467 (12%)	180 (<1%)	-2,642 (-8%)
North Carolina-STATE TOTAL.....	5,668					29,705 (3%)	65,249 (6%)	38,393 (3%)	-76,796 (-7%)	36,067 (3%)
Superior Court.....						2,066 (5%)	4,269 (10%)	6,877 (15%)	-958 (-2%)	-1,283 (-2%)
District Court.....						27,639 (3%)	60,980 (6%)	31,516 (3%)	-75,838 (-7%)	37,350 (4%)
Ohio-Court of Common Pleas.....	10,771					965 (4%)	3,661 (15%)	2,772 (10%)	-1,027 (-3%)	308 (1%)
Oklahoma-District Court.....	2,866		28,666 (16%)	-2,442 (-1%)	6,070 (3%)	-23,757 (-11%)	-13,610 (-7%)	34,381 (20%)	26,643 (13%)	11,261 (5%)
Pennsylvania-Court of Common Pleas.....	11,882					-5,152 (-8%)	4,969 (8%)	11,094 (17%)	-1,839 (-2%)	-3,244 (-4%)
Rhode Island-District Court.....	955					7,740 (19%)	3,257 (9%)	-8,129 (-16%)	-14,510 (-34%)	1,361 (5%)
Tennessee-Circuit Court and Criminal Court.....	4,402	1,333 (7%)	1,489 (8%)	992 (5%)	-1,778 (-8%)	1,849 (9%)	4,630 (21%)	2,879 (11%)	147 (<1%)	453 (2%)
Utah-District Court.....	1,316					178 (9%)	230 (11%)		425 (16%)	284 (9%)
Juvenile Cases										
Colorado-District Court and Denver Juvenile Court..	2,696					542 (4%)	4,036 (30%)	4,484 (26%)	1,040 (5%)	-6,760 (-30%)
District of Columbia-Superior Court.....	682					182 (2%)	-75 (-1%)	-16 (-1%)	-369 (-5%)	-1,102 (-15%)
Maryland-STATE TOTAL.....	4,195		449 (3%)	3,581 (20%)	3,582 (16%)	-2,627 (-10%)	1,656 (7%)	803 (3%)	3,043 (12%)	-1,772 (-6%)
Circuit Court.....			357 (2%)	3,818 (23%)	3,839 (19%)	-2,955 (-12%)	1,114 (5%)	1,032 (5%)	1,825 (8%)	-1,594 (-6%)
District Court.....			92 (6%)	-237 (-14%)	-257 (-17%)	328 (27%)	542 (35%)	-229 (-11%)	1,218 (66%)	-178 (-6%)
Missouri-Circuit Court and Court of Common Pleas...	4,845					652 (4%)	724 (4%)	1,590 (9%)	-1,822 (-10%)	-195 (-1%)
New Hampshire-District Court and Municipal Court...	872	495 (23%)	60 (2%)	171 (6%)	-29 (-1%)	697 (24%)				
New Jersey-Juvenile and Domestic Relations Court...	7,342	6,314 (18%)	8,104 (19%)	3,277 (7%)	5,235 (10%)	5,035 (9%)	8,483 (13%)	10,322 (14%)	1,827 (2%)	-2,241 (-3%)
Pennsylvania-Court of Common Pleas.....	11,882					2,324 (9%)	8,026 (30%)	4,762 (14%)	-2,798 (-7%)	-1,470 (-4%)

Note: All available data are included in the table and all appropriate calculations are included. Blank spaces indicate that either the data are not available or the calculations were not appropriate.

-- = Not applicable.

Court Jurisdiction:

Kansas--District Court--Trial courts in Kansas were unified during the 1977 court year. Cases previously filed in all trial courts except the Municipal Court are now filed in the District Court.

Case definition or unit of counts:

Maryland--District Court--The criminal unit of count used in this table is the number of charges. Elsewhere in this report it is the number of defendants on the information, indictment, or complaint.

Data are not complete:

Arizona--Data given for the 1977 court year do not include juvenile dependency data for one county or juvenile traffic data for two counties.

Arkansas--Court of Common Pleas--Figures given for the 1977 court year do not include data for two counties.

Colorado--District Court and Denver Superior, Juvenile, and Probate Courts--Figures given for 1977 do not include three months of estate postjudgment cases due to a data processing error. Neither are any data available for adoption or paternity and support cases for 1977.

Water Court--Figures given do not include postjudgment actions.

County Court--Criminal figures given do not include data from the court located in Denver.

Connecticut--Superior Court--No data are included for the Appellate Session.

Court of Common Pleas--Civil data given are for cases on the "family docket" and "non-family docket" only.

Delaware--Superior Court--Data given do not include civil involuntary commitment cases.

Court of Chancery--Data given only include other civil cases.

District of Columbia--Figures given do not include reinstated cases.

Ideho--Data given do not include appeals.

Maryland--Circuit Court--Figures given do not include sentence review cases.

North Carolina--Superior Court--Figures given do not include civil estate or special proceedings cases that are handled by the clerks of this court.

District Court--Figures given for total cases do not include any juvenile data.

Oklahoma--District Court--Figures given do not include criminal postconviction remedy cases.

Oregon--Circuit Court--Figures given for total cases do not include adoption, estate, mental health, or juvenile data.

District Court--Figures given for total cases do not include domestic relations, estate, or mental health cases.

Explanation of data included in the category:

Colorado--County Court--Adoption and paternity and support cases are included with the juvenile rather than with the civil caseload, where they are classified in other tables in this report.

District of Columbia--Criminal figures include a few traffic cases.

North Carolina--Both criminal and traffic cases are included in the figures reported as criminal in this table.

Oklahoma--District Court--Data reported as civil include civil and juvenile cases.

Data were not available for all courts in the state.

**Part II:
State court
statistical profiles**

Preceding page blank

**Part II:
State court statistical profiles**

The following section begins with blank prototypes of the three different types of tables that make up the profile of the court system of each state. The first prototype is a diagram depicting the organization of the courts within a state, including number of judges and number of courts, their jurisdictions and routes of appeal. The second and third prototype tables provide the reader with an outline of the case categories into which actual data from appellate and trial courts have been classified.

Following the blank prototypes are the state statistical profiles, which contain the actual court caseload statistics. State profiles are arranged in alphabetical order by state name with the organization chart for the state court system presented first, followed by the statistical profiles for the court(s) of last resort, intermediate appellate court(s) (if any), general jurisdiction court(s), and limited or special jurisdiction court(s) (if any).

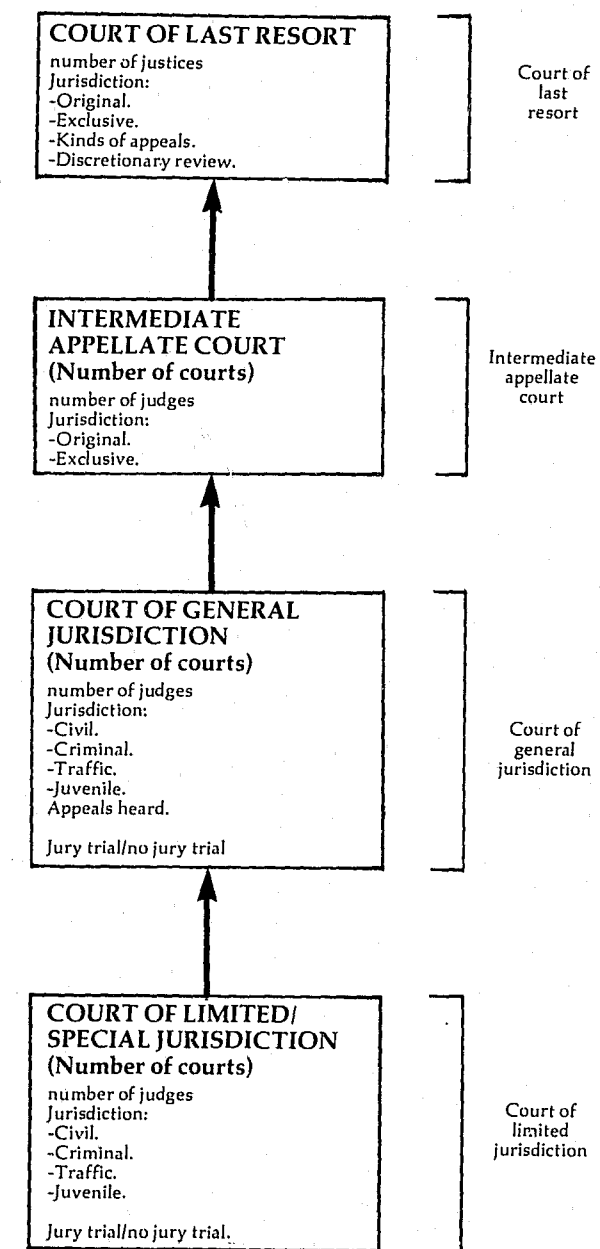
The statistical profile for each court is the basic source document used in compiling the summary tables in Part I. Along with the name of the court, the level of the court, the number of court divisions, the number of judges, and the time span covered by the data, each profile shows the actual

caseflow data reported by that court. Data are classified into the general categories chosen by the NCSP as being most representative of the kinds of data reported by the states. For example, a divorce action reported by a trial court is displayed as a "marriage dissolution" case under the general heading of "domestic relations" for "civil" caseflow. NCSP classifications are shown in the prototypes and appear in boldface on the statistical profiles.

Footnotes are used in these statistical profiles to explain any peculiarities regarding the data as reported by each court and to qualify data, as necessary, when transferred from the statistical profiles to the summary tables in Part I. Standard footnote headings, as indicated on the prototypes, have been adopted for use in this report and will continue to be used in the annual report series. These standard headings give the subject matter of the footnote. If further explanation is needed, informational statements are provided on the profiles under the standard footnote heading.

In Part II the source of data is indicated at the bottom of each state court profile. A complete listing of sources is included in Appendix B.

STATE COURT SYSTEM, 1977



↑ Indicates route of appeal.

STATE NAME, COURT NAME
 Court of last resort or intermediate appellate court
 Number of court divisions, Number of judges
 Time period covered

	Beginning pending	Filed	Disposed	End pending
Cases:				
Appeals:				
Civil				
Criminal				
Postconviction remedy				
Appeal of administrative agency case				
Juvenile				
Total appeals				
Other cases:				
Original proceedings:				
Original jurisdiction				
Disciplinary matter				
Advisory opinion				
Total				
Requests to appeal:				
Civil				
Criminal				
Postconviction remedy				
Appeal of administrative agency case				
Juvenile				
Total				
Sentence review only				
Total other cases				
Total cases				
Other proceedings:				
Rehearing requests				
Other matters				
Total other proceedings				

	Manner of disposition						Disposition of cases									
	Opinion	Memorandum decision	Order	Dismissed/withdrawn/settled	Transferred	Other	Appeals			Sentence review						
							Civil	Criminal	Post conviction	Agency	Juvenile	only				
Appeals:																
Civil																
Criminal																
Postconviction																
Agency																
Juvenile																
Total																
Original proceedings:																
Original jurisdiction																
Disciplinary matter																
Advisory opinion																
Total																
Requests to appeal:																
Civil																
Criminal																
Postconviction																
Agency																
Juvenile																
Total																
Sentence review only																
Total cases																

	Time interval ¹ (months/days)											
	Notice of appeal to ready for hearing			Ready for hearing to under advisement (submitted or oral argument completed)			Under advisement (submitted or oral argument completed) to decision			Notice of appeal to decision		
	Number of cases	Mean	Median	Number of cases	Mean	Median	Number of cases	Mean	Median	Number of cases	Mean	Median
Appeals:												
Civil												
Criminal												
Postconviction												
Agency												
Juvenile												
Total												
Original proceedings:												
Original jurisdiction												
Disciplinary matter												
Advisory opinion												
Total												
Sentence review only												

(continued on next page)

(format sample, cont'd)

	Disposition of other cases												Average age of pending cases
	Opinion		Memorandum decision		Order		Not ready for hearing		Awaiting		Under advisement		
	Granted	Denied	Granted	Denied	Granted	Denied	Awaiting reporter's transcript	Awaiting appellant's brief	Awaiting respondent's brief	Ready for hearing	Over 0-90	Over 91-180	Over 180
Original proceedings:													
Original jurisdiction													
Disciplinary matter													
Advisory opinion													
Total													
Requests to appeal:													
Civil													
Criminal													
Postconviction													
Agency													
Juvenile													
Total													
Total other cases													

Appeals:

Civil

Criminal

Postconviction

Agency

Juvenile

Total

Original proceedings:

Original jurisdiction

Disciplinary matter

Advisory opinion

Total

Requests to appeal:

Civil

Criminal

Postconviction

Agency

Juvenile

Total

Sentence review only

Total cases

Boldface headings indicate the classifications used by the NCSP.
 Blank space = Not enough information is known. The case category may or may not be handled by the court.
 N/A = This case type is handled by the court, but the data are unavailable.
 X = The data for this case type are known to be included in the total but were not available by category.
 -- = Not applicable.

^aCourt jurisdiction.
^bParticular court or reporting system information.
^cJudge information.
^dCases not included in the total to avoid double counting.
^eBeginning pending figure for the 1977 court year does not equal the end pending figure for the 1976 court year.
^fChange in pending does not equal the difference between filings and dispositions.
^gFigure was computed.
^hData are not complete.
ⁱExplanation of data included in the category.
^jAdditional information.
^kSpecial source or revision in data.
^lInformation on disposition type or trial data.
^mInformation on time interval or age of pending data.

Source:

STATE NAME, COURT NAME
 Court of general jurisdiction or court of limited jurisdiction
 Number of circuits or districts, Number of judges
 Time period covered

	Beginning pending	Filed	Disposed	End pending
Civil:				
Law				
Tort:				
Auto tort				
Professional tort				
Product liability tort				
Other tort				
Total				
Contract				
Small claims				
Real property rights				
Equity				
Domestic relations:				
Marriage dissolution				
Support/custody				
Adoption				
Other domestic relations				
Total				
Estate:				
Probate/wills/intestate				
Guardianship/conservatorship/trusteeship				
Other estate				
Total				
Mental health				
Appeal:				
Appeal of administrative agency case				
Appeal of trial court case				
Total				
Extraordinary writ				
Postconviction remedy				
Other civil				
Total civil				
Criminal:				
Felony				
Misdemeanor				
Felony/misdemeanor				
Preliminary hearing				
Ordinance violation				
Appeal				
Extraordinary writ				
Postconviction remedy				
Sentence review only				
Other criminal				
Total criminal				
Traffic:				
DWI/DUI				
Other traffic violation				
Parking violation				
Total traffic				
Juvenile:				
Criminal-type offense				
Status offense				
Non-offense				
Other juvenile				
Total juvenile				
Grand total				

	Trial ^d		
	Jury	Non-jury	Total
Civil:			
Law			
Tort:			
Auto tort			
Professional tort			
Product liability tort			
Other tort			
Total			
Contract			
Small claims			
Real property rights			
Equity			
Domestic relations:			
Marriage dissolution			
Support/custody			
Adoption			
Other domestic relations			
Total			
Estate:			
Probate/wills/intestate			
Guardianship/conservatorship/ .. trusteeship			
Other estate			
Total			
Mental health			
Appeal:			
Appeal of administrative agency case			
Appeal of trial court case			
Total			
Extraordinary writ			
Postconviction remedy			
Other civil			
Total civil			
Criminal:			
Felony			
Misdemeanor			
Felony/misdemeanor			
Preliminary hearing			
Ordinance violation			
Appeal			
Extraordinary writ			
Postconviction remedy			
Sentence review only			
Other criminal			
Total criminal			
Traffic:			
DWI/DUI			
Other traffic violation			
Parking violation			
Total traffic			
Juvenile:			
Criminal-type offense			
Status offense			
Non-offense			
Other juvenile			
Total juvenile			
Grand total			

Age at disposition:	Time interval (days)		
	Number of Cases	Mean	Median
Civil:			
Law			
Tort:			
Auto tort			
Professional tort			
Product liability tort			
Other tort			
Total			
Contract			
Small claims			
Real property rights			
Equity			
Domestic relations:			
Marriage dissolution			
Support/custody			
Adoption			
Other domestic relations			
Total			
Estate:			
Probate/wills/intestate			
Guardianship/conservatorship/ .. trusteeship			
Other estate			
Total			
Mental health			
Appeal:			
Appeal of administrative agency case			
Appeal of trial court case			
Total			
Extraordinary writ			
Postconviction remedy			
Other civil			
Total civil			
Criminal:			
Felony			
Misdemeanor			
Felony/misdemeanor			
Preliminary hearing			
Ordinance violation			
Appeal			
Extraordinary writ			
Postconviction remedy			
Sentence review only			
Other criminal			
Total criminal			
Traffic:			
DWI/DUI			
Other traffic violation			
Parking violation			
Total traffic			
Juvenile:			
Criminal-type offense			
Status offense			
Non-offense			
Other juvenile			
Total juvenile			
Grand total			

(continued on next page)

Trial Court Statistical Profile Prototype (continued)

	Civil dispositions			
	Uncontested/Default	Dismissed/ withdrawn/ settled	Transferred	Arbitration
Civil^d:				
Law				
Tort:				
Auto tort				
Professional tort				
Product liability tort				
Other tort				
Total				
Contract				
Small claims				
Real property rights				
Equity				
Domestic relations:				
Marriage dissolution				
Support/custody				
Adoption				
Other domestic relations				
Total				
Estate:				
Probate/wills/intestate				
Guardianship/conservatorship/ trusteeship				
Other estate				
Total				
Mental health				
Appeal:				
Appeal of administrative agency case				
Appeal of trial court case				
Total				
Extraordinary writ				
Postconviction remedy				
Other civil				
Total				

	Criminal dispositions									
	Felony	Misdemeanor	Preliminary hearing	Ordinance violation	Appeal	Extraordinary writ	Postconviction	Sentence review	Other criminal	Total
Jury trial:										
Conviction										
Guilty plea										
Acquittal										
Dismissed										
Non-jury trial:										
Conviction										
Guilty plea										
Acquittal										
Dismissed										
Dismissed/nolle prosequi										
Bail forfeiture										
Bound over										
Transferred										

	Traffic dispositions			
	DWI/DUI	Other traffic violation	Parking	Total
Jury trial:				
Conviction				
Acquittal				
Non-jury trial:				
Conviction				
Acquittal				
Guilty plea				
Dismissed/nolle prosequi				
Bail forfeiture				
Parking fines				
Transferred				
Other				

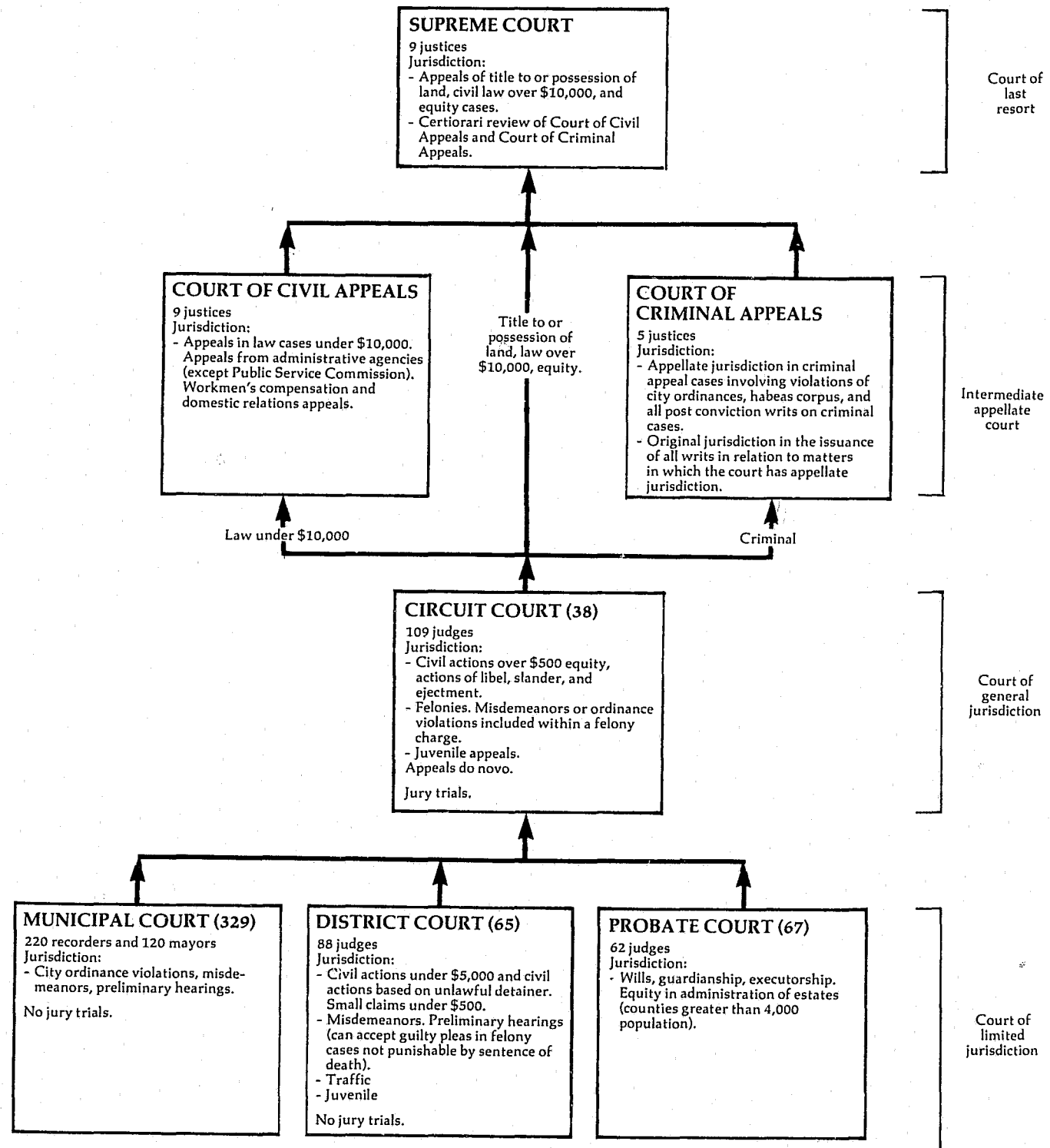
	Age of pending cases (days)							Average age of pending cases
	0-30 days	31-60 days	61-90 days	91-180 days	181-360 days	361-720 days	Over 720 days	

Civil^d:	
Law	
Tort:	
Auto tort	
Professional tort	
Product liability tort	
Other tort	
Total	
Contract	
Small claims	
Real property rights	
Equity	
Domestic relations:	
Marriage dissolution	
Support/custody	
Adoption	
Other domestic relations	
Total	
Estate:	
Probate/wills/intestate	
Guardianship/conservatorship/ trusteeship	
Other estate	
Total	
Mental health	
Appeal:	
Appeal of administrative agency case	
Appeal of trial court case	
Total	
Extraordinary writ	
Postconviction remedy	
Other civil	
Total civil	
Criminal^d:	
Felony	
Misdemeanor	
Felony/misdemeanor	
Preliminary hearing	
Ordinance violation	
Appeal	
Extraordinary writ	
Postconviction remedy	
Sentence review only	
Other criminal	
Total criminal	
Traffic:	
DWI/DUI	
Other traffic violation	
Parking violation	
Total traffic	
Juvenile:	
Criminal-type offense	
Status offense	
Non-offense	
Other juvenile	
Total juvenile	
Grand total	

Boldface headings indicate the classifications used by the NCSP.
 N/A - This case type is handled by the court, but the data are unavailable.
 X - The data for this case type are known to be included in the total but were not available by category.
 -- = Not applicable.
^aCourt jurisdiction.
^bParticular court or reporting system information.
^cJudge information.
^dCase definition or unit of count:
 Civil definition.
 Criminal case unit of count.
 Jury trial definition.
 Non-jury trial definition.
^eBeginning pending figure for the 1977 court year does not equal the end pending figure for the 1976 court year.
^fChange in pending does not equal the difference between filings and dispositions.
^gFigure was computed.
^hData are not complete.
ⁱExplanation of data included in the category.
^jAdditional information.
^kSpecial source or revision in the data.
^lInformation on disposition type or trial data.
^mInformation on time interval or age of pending cases data.

Source:

ALABAMA COURT SYSTEM, 1977



ALABAMA SUPREME COURT Court of last resort 9 Justices October 5, 1976 to September 30, 1977

	Beginning pending	Filed	Disposed	End pending
Cases:				
Appeals:				
Appeals	X	X	X	X
Petitions for writs of certiorari granted	15	(61) ^e	49	27 ^k
Total appeals	X	X (61) ^e	49 ^l	X
Other cases:				
Original proceedings:				
Original jurisdiction:				
Petitions for writ of mandamus/prohibition	X	X	X	X
Miscellaneous matters ^j	0	51	51	0
Total	X	X	X	X
Advisory opinion:				
Request for advisory opinion	0	9	9	0
Total	X	X	X	X
Requests to appeal:				
Petitions for writ of certiorari	0	292	231 (61) ^e	0
Total other cases	X	X	X (61) ^e	X
Total cases	325	815 (61)^e	746 (61)^e	394^k
Other proceedings:				
Rehearing request:				
Application for rehearing	N/A	N/A	86	N/A
Total other proceedings	N/A	N/A	86	N/A

Manner of disposition^l

Written opinion:	
Appeals	324
Certified questions	5
Extraordinary writs	10
Petitions for writ of certiorari granted	49
Petitions for writ of certiorari denied	12
Advisory opinion	9
Rehearing request	2
Total	411
Appeals dismissed by court	15
Appeals dismissed on motion of parties	54
Transferred to Court of Appeals	12
Court action without opinion on extraordinary writ	37
Petition for writ of certiorari denied without opinion	219

Boldface headings indicate the classifications used by the NCSP.

N/A = This case type is handled by the court but the data are unavailable.

X = The data for this case type are known to be included in the total but were not available by category.

^eCases not included in the total to avoid double counting:

Petitions for writ of certiorari granted are not counted as disposed until the resulting appeal is disposed; a filing is not counted for the resulting appeal. These numbers of granted petitions for writ of certiorari are the figures appearing in the parentheses.

^jExplanation of data included in the category:

Miscellaneous matters include prisoner petitions and requests to take the bar exam.

^kAdditional information:

The 27 petitions for writ of certiorari granted listed as pending at the end of the court year were all awaiting oral argument in October 1977.

All cases submitted to the court are decided within the term year. The cases pending on 9/30/77 were either not ready for submission to the court or were scheduled for oral argument on the October 1977 docket.

^lSpecial source or revision in data:

Manner of disposition information was provided by the clerk of court during the data verification process.

Source: The Administrative Director of the Courts, Alabama Judicial System (Montgomery, Alabama) and unpublished data from the clerk of court.

Statistics are from the annual report and unpublished data except that totals have been computed where necessary.

ALABAMA COURT OF CIVIL APPEALS^a
Intermediate appellate court
3 judges
October 5, 1976 to September 29, 1977

	Beginning pending	Filed	Disposed	End pending
Cases:				
Appeals:				
Civil:				
Cases	124	308	292	140
Total appeals	124	308	292	140
Other cases:				
Original proceedings	—	—	—	—
Requests to appeal	—	—	—	—
Total other cases	—	—	—	—
Total cases	124	308	292	140
Other proceedings:				
Rehearing requests	N/A	N/A	52	N/A
Total other proceedings	N/A	N/A	52	N/A

Manner of disposition

Written opinion 179
Dismissed 1

Disposition of appeals^b

Opinion:
Affirmed 122
Reversed 32
Affirmed in part/reversed in part 18
Dismissed or petition for extraordinary relief granted or denied 7

Time interval (average weeks)

From filing notice of appeal to completing the record .. 9
From completing the record to appellant's brief 4
From appellant's brief to appellee's brief 4
From appellee's brief to oral arguments 7
From oral argument to written opinion released 3
From notice of appeal to written opinion 25

Boldface headings indicate the classifications used by the NCSP.
Blank space = Not enough information is known. The case category may or may not be handled by the court.
N/A = This case type is handled by the court but the data are unavailable.

^aCourt jurisdiction:

Court has jurisdiction in civil appeal cases only.

^bFigure was computed:

Data for the disposition of appeals was calculated from percentage figures given in the unpublished data supplied by the clerk of court.

Source: The Administrative Director of Courts, Alabama Judicial System (Montgomery, Alabama), and unpublished data supplied by the clerk of court. Statistics are from the annual report and unpublished data except that totals have been computed where necessary.

ALABAMA COURT OF CRIMINAL APPEALS^a
Intermediate appellate court
5^c judges
October 5, 1976 to September 29, 1977

	Beginning pending	Filed	Disposed	End pending
Cases:				
Appeals:				
Criminal:				
Cases	671 ^d	853	976	548 ^j
Total appeals ^j	671 ^d	853	976	548 ^j
Other cases:				
Original proceedings	—	—	—	—
Requests to appeal:				
Notice of appeal	(i)	(i)	(i)	(i)
Total other cases	—	—	—	—
Total cases^k	671	853	976	548

Manner of disposition^l

Opinion 432
Without opinion 344
Decided en banc 200

Disposition of cases

Affirmed 603
Reversed and remanded 52
Remanded with directions 12
Reversed and rendered 5
Dismissed 17
Petition denied 87
Cases decided en banc (original proceedings) 200

Boldface headings indicate the classifications used by the NCSP.

Blank space = Not enough information is known. The case category may or may not be handled by the court.

^aCourt jurisdiction:

Court has jurisdiction in criminal appeal cases only.

^cJudge information:

There are in addition three supernumerary judges assigned to this court.

^dData are not complete:

Total cases do not include petitions disposed of in the clerk's office at the direction of the court.

^jExplanation of data included in the category:

Total appeals include notice of appeal cases as well as appeals.

Notice of appeal cases are reported as appeals.

Pending includes cases pending on certiorari in the Supreme Court of Alabama and the Supreme Court of the United States, cases on motions for new trial in trial courts, and those in which appeals have not been perfected (all necessary documents filed).

^lSpecial source or revision in data:

The manner of disposition data were provided by the clerk of court.

Source: The Administrative Director of Courts, Alabama Judicial System (Montgomery, Alabama), and unpublished data provided by the clerk of court. Statistics are from the annual report and unpublished data except that totals have been computed where necessary.

ALABAMA CIRCUIT COURT
 Court of general jurisdiction
 38 circuits, 112 judges
 January 1, 1977 to December 31, 1977

	Beginning pending	Filed	Disposed	End pending
Civil^d:				
Law:				
Original civil	X	X	X	X
Tort:				
Auto tort:				
Motor vehicle	X	X	X	X
Equity	X	X	X	X
Domestic relations	X	41,080	39,078	X
Appeal	X	X	X	X
Total civil	49,016^l	64,619	64,269	49,366^h
Criminal^d:				
Felony:				
Indictments	X	17,533	X	X
Miscellaneous	X	X	X	X
Total	X	X	X	X
Appeal	X	X	X	X
Total criminal	10,568^l	24,143	23,443	11,268^h
Juvenile:				
Total juvenile	0	10,764	9,371	1,393^h
Grand total	59,584^l	99,526	97,083	62,027^h

Trial ^d	Criminal dispositions		
	Jury	Non-jury	Total
Criminal	1,440	1,314	2,754

Nois/dismissals	6,915
Guilty pleas	13,841

Boldface headings indicate the classifications used by the NCSP.
 X = The data for this case type are known to be included in the total but were not available by category.

^dCase definition or unit of count:
 A civil case is counted with the filing of a petition or complaint.
 The criminal case unit of count is the number of defendants on the indictment.
 A trial is counted if tried to completion.
^hFigure was computed:
 End pending figure was computed from filing, disposition, and beginning pending data.
^lSpecial source or revision in data:
 Beginning pending figures were provided by the administrative office of the court.

Source: The Administrative Director of Courts, Alabama Judicial System (Montgomery, Alabama), and unpublished data provided by the administrative office of the courts. Statistics are from the annual report and unpublished data except that totals have been computed where necessary.

ALABAMA DISTRICT COURT^a
 Court of limited jurisdiction
 81 courts, 89 judges
 January 17, 1977 to December 31, 1977

	Beginning pending	Filed	Disposed	End pending
Civil^d:				
Small claims	0	64,109	36,715	27,394
Other civil:				
Civil	0	36,713	32,327	4,386
Total civil	0	100,822	69,042	31,780
Criminal^d:				
Total criminal	0	92,528	72,020	20,508
Traffic:				
Total traffic	0	179,604	147,001	32,603
Juvenile:				
Total juvenile	0	13,423	10,683	2,740
Grand total	0	386,377	298,746	87,631

Boldface headings indicate the classifications used by the NCSP.

^aCourt jurisdiction:
 This court was established by the judicial article for court unification to replace the many different inferior courts.
^dCase definition or unit of count:
 A civil case is counted with the filing of a petition or complaint.
 The criminal case unit of count is the number of defendants on the indictment or complaint.

Source: The Administrative Director of Courts, Alabama Judicial System (Montgomery, Alabama). Statistics are from the annual report except that totals have been computed where necessary.

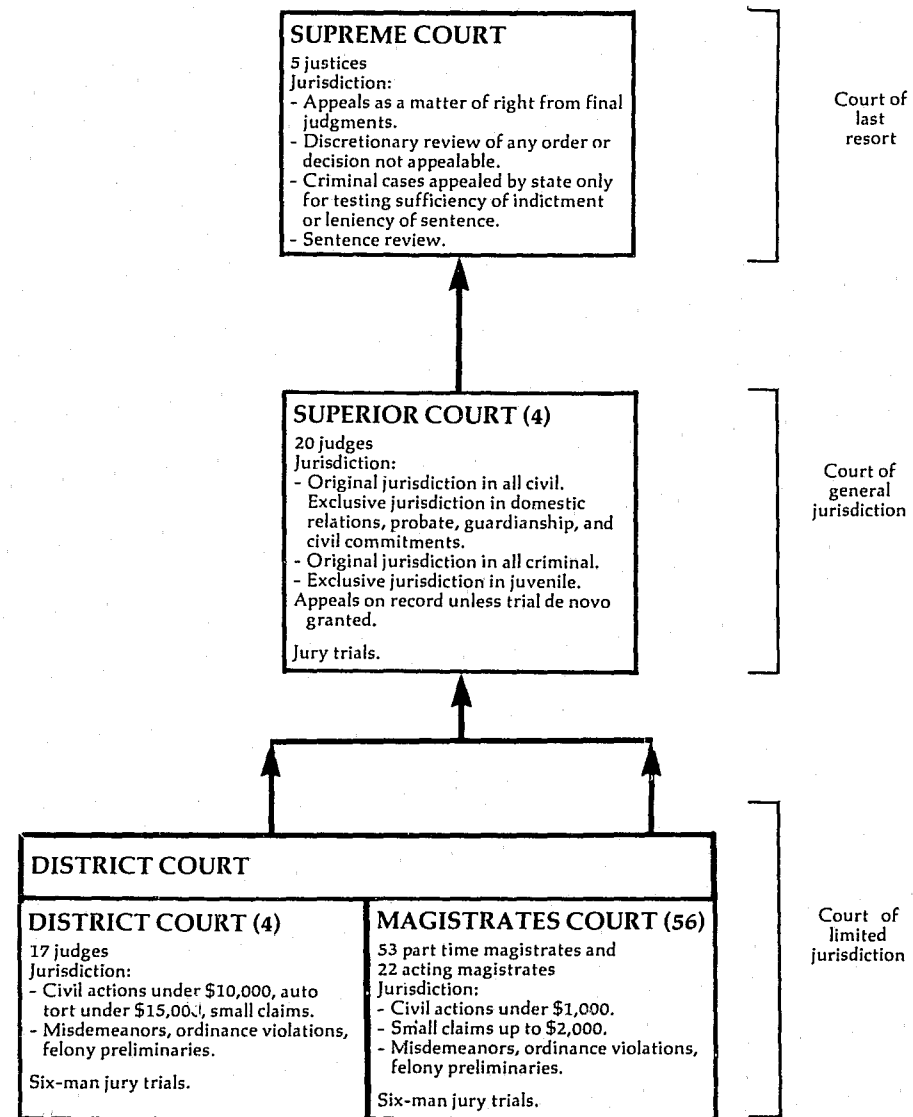
ALABAMA PROBATE COURT
 Court of limited jurisdiction
 67 courts, 67 judges
 January 1, 1977 to December 31, 1977

There were no data available for cases handled in the Probate Court in 1977.

ALABAMA MUNICIPAL COURT
 Court of limited jurisdiction
 329 courts; ≈220 recorders, ≈120 mayors
 January 1, 1977 to December 31, 1977

There were no data available for cases handled in the Municipal Court in 1977.

ALASKA COURT SYSTEM, 1977



↑ Indicates route of appeal.

ALASKA SUPREME COURT Court of last resort 5 Justices January 1, 1977 to December 31, 1977

	Beginning pending	Filed	Disposed	End pending
Cases:				
Appeals:				
Civil	218	251	201	268
Criminal	132	156	88	200
Total appeals	350	407	289	468
Other cases:				
Original proceedings:				
Original jurisdiction	5	17	18	4
Requests to appeal:				
Petitions for review	20	126	103	43
Sentence review only:				
Sentence appeal	16	63	40	39
Total other cases	41	206	161	86
Total cases	391	613	450	554
Other proceedings:				
Rehearing requests	--	--	35	--
Other matters:				
Motion practice	--	--	1,239	--
Total other proceedings	--	--	1,274	--

Manner of disposition^a

	Appeals		Original proceedings	Requests to appeal	Sentence review only	Total cases
	Civil	Criminal				
Opinion and mandate	120	54	3	16	21	214
Summary disposition by order	5	1	4	7	0	17
Dismissed by court or parties	76	33	11	13	19	152

Disposition of appeals

	Appeals		Requests to appeal	Sentence review only	Total
	Civil	Criminal			
Affirmed	48	38	--	15	101
Reversed and remanded	23	13	--	5	41
Affirmed in part/reversed in part	18	0	--	1	19
Reversed	8	3	--	0	11
Remanded	4	0	--	0	4
Too lenient	--	--	--	1	1
Review denied	--	--	67	--	67

Status of pending cases (12/31/77)

	Cases awaiting					
	Records	Briefs	Hearing	Decision	Mandate	Staved
Appeals:						
Civil	84	54	22	94	4	10
Criminal	47	62	14	70	1	6
Original proceedings	0	0	1	3	0	0
Requests to appeal	0	12	1	26	2	2
Sentence review only	6	9	0	19	1	4

Time interval^a (days)

	Civil appeal		Criminal appeal		Sentence review only	
	Mean	Median	Mean	Median	Mean	Median
Notice of appeal to mandate	485	N/A	593	578	N/A	N/A
Notice of appeal to opinion publication	467 ^h	N/A	580 ^h	N/A	304	263
Notice of appeal to certification of record	120	103	153	142	N/A	N/A
Certification of record to completion of briefing	135	N/A	193	173	N/A	N/A
Completion of briefing to hearing or submission	70	N/A	65	49	N/A	N/A
Hearing or submission to opinion publication	150 ^h	N/A	169	165	N/A	N/A
Hearing or submission to circulating draft opinion	85	N/A	N/A	N/A	N/A	N/A
Circulating draft opinion to publication date	65	N/A	N/A	N/A	N/A	N/A
Publication date to mandate	18	N/A	13 ^h	N/A	N/A	N/A

(continued on next page)

Alaska Supreme Court (continued)

Boldface headings indicate the classifications used by the NCSP.
 N/A = This case type is handled by the court, but the data are unavailable.
 -- = Not applicable.

^hFigure was computed:
 "Publication date to mandate" mean figure equals "notice of appeal to mandate" minus "notice of appeal to opinion publication."
 "Hearing or submission to opinion publication" mean figure for time interval data equals the "hearing or submission to circulating draft opinion" plus "circulating draft opinion to opinion publication."
 "Notice of appeal to opinion publication" is the sum of four major subcategories.

^jExplanation of data included in the category:
 The number of civil and criminal appeals filed includes cross appeals filed.
 Juvenile appeals relating to dependency are included with the civil appeals.
 Juvenile appeals relating to criminal-type offenses are included with the criminal appeals category.

^kInformation on disposition type on trial data:
 The manner of disposition data is a case count. The 214 opinions and mandates include some opinions filed in 1976 on which mandates were not issued until 1977. There were 189 actual opinions filed in 1977.

^lTime interval or age of pending data:
 The analysis of time periods for disposition of appeals was done for 101 civil appeals, 54 criminal appeals, and 21 sentence review only cases.

Source Cases: Administrative Director of the Courts, Alaska Court System, 1977 Annual Report (Anchorage, Alaska: 1978); and memo from clerk to justices of Supreme Court entitled "Supreme Court Activity 1977." Statistics are from the annual report and clerk's memo except that totals have been computed where necessary, and revisions have been made during verification by the clerk of the court.

ALASKA SUPERIOR COURT
 Court of general jurisdiction
 4 districts, 20^c judges
 January 1, 1977 to December 31, 1977

	Beginning pending	Filed	Disposed	End Pending
Civil^d:				
Tort:				
Civil damage	X	910	X	X
Contract:				
Debts, contracts, and notes	X	1,141	X	X
Real property rights:				
Housing, real estate	X	402	X	X
Domestic relations:				
Marriage dissolution:				
Divorce	X	2,920	X	X
Dissolution of marriage	X	1,635	X	X
Total	X	4,555	X	X
Support/custody:				
Other ^j	X	1,483	X	X
Adoption	X	628	X	X
Total	X	6,666	X	X
Estate:				
Probate/wills/intestate:				
Estates	X	534	X	X
Probate waiver	X	102	X	X
Total	X	636	X	X
Guardianship/conservatorship/trusteeship:				
Guardianship	X	19	X	X
Protective	X	126	X	X
Total	X	145	X	X
Other estate	X	30	X	X
Total	X	811	X	X
Mental health:				
Sanity	X	240	X	X
Appeal:				
Appeal of administrative agency cases:				
Administrative review	X	106	X	X
Other civil:				
Other civil	X	1,099	X	X
Total civil	11,419 ^f	11,375	10,672	12,116 ^g
Criminal^d:				
Felony	433 ^f	752	764	399 ^h
Misdemeanor	N/A	32	X	N/A
Appeal:				
From District Court	N/A	40	X	N/A
To Supreme Court	N/A	90	X	N/A
Total	N/A	130	X	N/A
Other criminal:				
Probation revocation	N/A	134	X	N/A
Other	N/A	34	X	N/A
Total	N/A	168	X	N/A
Total criminal	433 ^f	1,082	1,002	399 ^h

(continued on next page)

Alaska Superior Court (continued)

Juvenile:				
Criminal-type offense:				
Delinquency	N/A	1,275 ^h	X	N/A
Status offense:				
Child in need of supervision	N/A	163 ^h	X	N/A
Non-offense:				
Dependency	N/A	45 ^h	X	N/A
Total juvenile	N/A	1,483	1,111	N/A
Grand total	11,852 ^f	13,940	12,785	12,515 ^l

	Trial ^d			Civil dispositions ^m			Criminal (felony) dispositions				
	Jury	Non-jury	Total	Default	Withdrawn	Judgment	Dismissed	Before trial	Jury trial	Non-jury trial	Total
Civil ^m	50	381	431	456	1,411	270	873	86	17	103	306
Criminal (felony)	127	30	157					7	4	387	398
Total	177	411	588					16	4	20	20
								18	5	23	23
								0	0	159	159
								0	0	4	4
								0	0	5	5

	Time interval (days)	
	Average	Median
Age at disposition ⁿ :		
Domestic relations	273	81
Probate	405	117
Other civil	528	230
Felony	115	84

	Age of pending cases ^o 12/31/77 (days)	
	Average	Median
Domestic relations	448	337
Probate	838	605
Other civil	492	391
Felony	238	183

Boldface headings indicate the classifications used by the NCSP.
 N/A = This case type is handled by the court, but the data are unavailable.
 X = The data for this case type are known to be included in the total but were not available by category.
 -- = Not applicable.

^cJudge information:
 There were 21.02 full-time equivalent judges serving in the Superior Court during the 1977 court year.

^dCase definition or unit of count:
 A civil case is counted with the filing of a petition or complaint.
 The criminal case unit of count is the number of indictments or complaints. Some occur after preliminary hearings in District Court.
 A trial is counted if tried to judgment.

^eBeginning pending figure for the 1977 court year does not equal the end pending figure for the 1976 court year:
 Figures are as given in the annual report.

^fChange in pending does not equal the difference between filings and dispositions:
 Figures are as reported in the annual report.

^gFigure was computed:
 The juvenile filing figure for each category was calculated by multiplying the percent of formal petitions for each category by the total number of formal petitions.

^hData are not complete:
 Criminal total pending figures include only felony cases.
 Grand total pending figures include only civil and felony cases.

ⁱExplanation of data included in the category:
 The state annual report indicates that a majority of the "other" cases are reciprocal support cases.

^jCategories for disposition type or trial data:
 Civil jury trial and civil disposition data are for all civil categories except domestic relations and probate. Civil non-jury trials also include domestic relations (divorce, reciprocal support) cases.

^kTime interval or age of pending data:
 Age at disposition and age of pending data are given for the following categories as listed in the annual report:
 Domestic relations -- divorce, dissolution of marriage, and other.
 Probate -- estates, guardianship, probate waiver, protective, other, adoption, and sanity.
 Other civil -- civil damage; debts, contracts, and notes; housing, real estate; administrative review; and other.

Source: Administrative Director of the Courts, Alaska Court System, 1977 Annual Report (Anchorage, Alaska: 1978). Statistics are from the annual report except that totals have been computed where necessary.

ALASKA DISTRICT COURT
Court of limited jurisdiction
4 districts, 17^c Judges
January 1, 1977 to December 31, 1977

	Beginning pending	Filed	Disposed	End pending
Civil^d:				
Tort:				
Civil damage	X	491	X	X
Contract:				
Debt, contract, and notes	X	2,325	X	X
Small claims	4,393 ^f	6,101	5,322	5,193 ^g
Other civil:				
Other	X	1,201	X	X
Total civil	7,984 ^f	10,118	8,481	9,645 ^g
Criminal^d:				
Misdemeanor	X	13,533	X	X
Preliminary hearing:				
Felony	573 ^f	1,545	1,301	504 ^g
Other criminal	N/A	1,976	X	N/A
Total criminal	x ⁱ	17,054	X	x ⁱ
Traffic:				
Other traffic violation:				
Misdemeanor traffic	X	7,908	X	X
Other criminal--traffic on formal complaint	N/A	203	X	N/A
Other traffic	N/A	77,750	77,709	N/A
Total	N/A	85,861	X	N/A
Total traffic	x ⁱ	85,861	X	x ⁱ
Grand total	14,603^{f,i}	113,033	108,257	14,834^{g,i}

	Trial ^d		
	Jury	Non-jury	Total
Civil:			
Small claims	--	566	566
All other civil . . .	17	213	230
Total	17	779	796
Criminal:			
Misdemeanor ^h	582	518	1,100
Traffic ^h	--	883	883
Grand total	599	2,180	2,779

Civil dispositions ^h	
Default	1,149
Withdrawn	1,099
Judgment	348
Dismissal	333

Traffic dispositions ^h	
Guilty at non-jury trial . . .	662
Guilty plea	17,724
Waiver at counter	33,778
Mail in bail	13,481
No shows (closed statistically) ...	2,686

	Criminal dispositions			
	Misdemeanor ^h		Preliminary hearing	Total
	Before trial	Jury trial		
Guilty (convicted)	--	312	336	648
Guilty plea	12,647	7	86	12,740
Acquittal	--	239	79	318
Mistrial with dismissal ..	--	24	17	41
Change of venue	317	0	0	317
Complaint withdrawn	1,152	0	0	1,152
Dismissed	3,667	0	0	3,667
Reduced to misdemeanor ..	--	--	--	176
Superseded by indictment ..	--	--	--	428
Held to answer	--	--	--	182

	Time interval (days)		Age of pending cases 12/31/77 (days)	
	Average	Median	Average	Median
Small claims	194	91	430	387
All other civil	224	120	423	379
Misdemeanor ^h	55	18	107	99
Preliminary hearing ..	41	15	262	228
Traffic ^h	195	147		

Boldface headings indicate the classifications used by the NCSP.
N/A = This case type is handled by the court, but the data are unavailable.
X = The data for this case type are known to be included in the total but were not available by category.
-- = Not applicable.

- ^cJudge information:
There were 30.93 full-time equivalent judges hearing cases in the District Court during the 1977 court year.
- ^dCase definition or unit of count:
A civil case is counted with the filing of a petition or complaint.
The criminal case unit of count is the number of indictments or complaints.
A trial is counted if tried to judgment.
- ^eBeginning pending figure for the 1977 court year does not equal the end pending figure for the 1976 court year:
Figures are as given in the annual report.
- ^fChange in pending does not equal the difference between filings and dispositions:
Figures are as reported in the annual report. The end pending figure for preliminary hearings does not include those cases out on warrants.
- ^gData are not complete:
Grand total pending figures include all data except other criminal, other criminal--traffic informal complaint, and other traffic cases.
- ^hCategories for disposition type or trial data:
Civil disposition type data do not include dispositions of small claims cases.
Misdemeanor disposition data include misdemeanor traffic cases.
Traffic trial and disposition data only include other traffic cases.
- ⁱTime interval or age of pending data:
Misdemeanor age at disposition is measured from first appearance to dismissal, acquittal, or sentencing.
The misdemeanor category for time interval and age of pending data includes misdemeanor traffic cases.
Traffic time interval data only include other traffic cases.

Source: Administrative Director of the Courts, Alaska Court System, 1977 Annual Report (Anchorage, Alaska: 1978). Statistics are from the annual report except that totals have been computed where necessary.

ALASKA MAGISTRATES COURT
Court of limited jurisdiction
56 courts, 53 part-time and 22 acting magistrates
January 1, 1977 to December 31, 1977

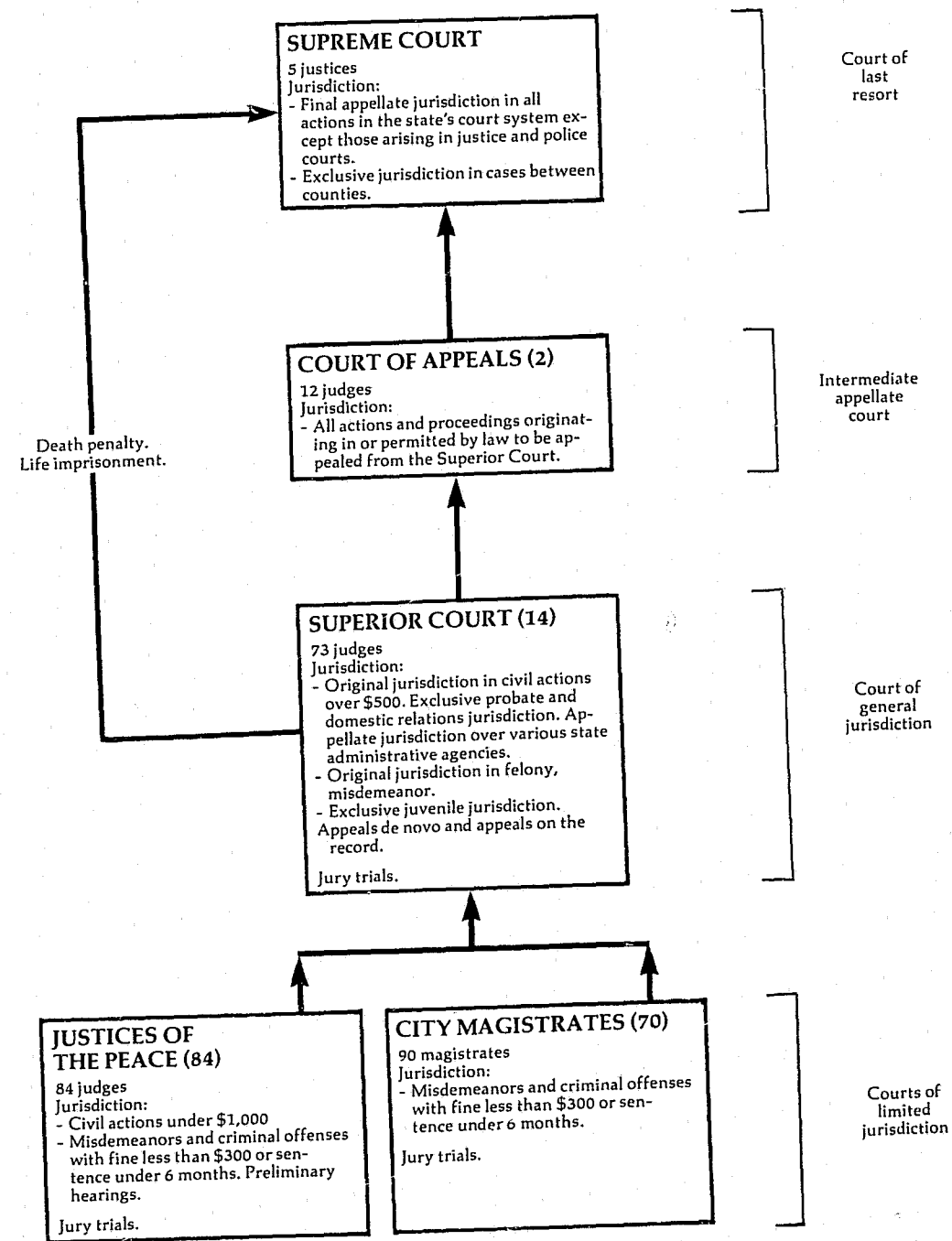
	Beginning pending	Filed	Disposed	End pending
Civil^d:				
Total civil	N/A	145	156	N/A
Criminal^d:				
Misdemeanor	N/A	1,479	1,320	N/A
Preliminary hearing:				
Felony	N/A	92	72	N/A
Total criminal	N/A	1,571	1,392	N/A
Traffic:				
Total traffic	N/A	775	796	N/A
Grand total	N/A	2,491	2,344	N/A

Boldface headings indicate the classifications used by the NCSP.
N/A = This case type is handled by the court, but the data are unavailable.

^dCase definition or unit of count:
A civil case is counted with the filing of a petition or complaint.
The criminal case unit of count is the number of indictments or complaints.

Source: Administrative Director of the Courts, Alaska Court System, 1977 Annual Report (Anchorage, Alaska: 1978). Statistics are from the annual report except that totals have been computed where necessary.

ARIZONA COURT SYSTEM, 1977



↑ Indicates route of appeal.

ARIZONA SUPREME COURT Court of last resort 5 Justices January 1, 1977 to December 31, 1977

	Beginning pending	Filed ^J	Disposed	End pending
Cases:				
Appeals:				
Civil	24	33	34	23
Criminal	99 ^f	85	139	45
Delayed appeals	3	2	4	1
Total appeals ^J	126 ^f	120	177	69
Other cases:				
Original proceedings:				
Original jurisdiction:				
Habeas corpus	2	42	38	6
Special actions ^J	20	149	149	20
Bar matters	6	33	35	4
Petitions for review ^J	56 ^f	620	610	66
Total	84	844	832	96
Requests to appeal				
Total other cases	84	844	832	96
Total cases	210	964	1,009	165
Other proceedings:				
Other matters:				
Miscellaneous	1	41	38	4
Total other proceedings	1	41	38	4

Manner of Disposition

	Appeals				Original jurisdiction	Other matters	Total
	Civil	Criminal	Delayed	Total			
Written opinion	31	93	1	125	66	1	192
Memorandum decision	1	42	3	46	4	0	50
Terminated without written opinion	2	4	0	6	762	37	805

Boldface headings indicate the classifications used by the NCSP. Blank space = Not enough information is known. The case category may or may not be handled by the court.

^f Beginning pending figure for the 1977 court year does not equal the end pending figure for the 1976 court year: Data are as given in the annual report.

^J Explanation of data included in the category:

Appeals (civil, criminal, and delayed) include cases transferred in from the Arizona Court of Appeals.

Special actions include mandamus, prohibition, and quo warranto cases.

Petitions for review are requests for review of Court of Appeals cases (or portions thereof) that are heard as a matter of right. They are not necessarily processed as a regular appeal.

Source: Arizona Supreme Court, *The Arizona Courts, 1977 Annual Judicial Report* (Phoenix, Arizona: 1978). Statistics are from the annual report except that totals have been computed where necessary.

ARIZONA COURT OF APPEALS
Intermediate appellate court
2 divisions, 12 judges
January 1, 1977 to December 31, 1977

Cases:	Beginning pending	Filed ^J	Disposed ^J	End pending
Appeals:				
Civil ^J	604 ^f	589	594	599
Criminal	655	1,001	922	734
Delayed appeals	0	0	0	0
Appeal of administrative agency case:				
Industrial Commission	148 ^f	217	181	184
Juvenile	1	8	5	4
Total appeals ^J	1,408 ^f	1,815	1,702	1,521
Other cases:				
Original proceedings:				
Original jurisdiction:				
Habeas corpus ^J	2	1	3	0
Special actions ^J	7 ^f	182	182	7
Petitions for review--post conviction	0	7	7	0
Total	9 ^f	190	192	7
Requests to appeal				
Total other cases	9 ^f	190	192	7
Total cases	1,417	2,005	1,894	1,528

Manner of disposition

	Appeals						Original jurisdiction	
	Civil	Criminal	Delayed	Agency	Juvenile	Total		Total
Written opinion	208	143	0	38	3	392	33	425
Memorandum	166	503	0	92	2	763	2	765
Terminated without opinion	189	219	0	51	0	459	157	616
Transferred out	31	57	0	0	0	88	0	88

Boldface headings indicate the classifications used by the NCSF.

Blank space = Not enough information is known. The case category may or may not be handled by the court.

^fBeginning pending figure for the 1977 court year does not equal the end pending figure for the 1976 court year:

Figures are as given in the annual report.

^JExplanation of data included in the category:

Appeals filed (civil and criminal) are net figures after appeals transferred in are added.

Appeals disposed (civil and criminal) include appeals transferred out and appeals disposed by the court.

Habeas corpus appeals are counted as civil appeals by Division 2 of the Court of Appeals.

Special actions include mandamus, prohibition, and quo warranto cases.

Source: Arizona Supreme Court, The Arizona Courts, 1977 Annual Judicial Report (Phoenix, Arizona: 1978). Statistics are from the annual report except that totals have been computed where necessary.

ARIZONA SUPERIOR COURT¹
Court of general jurisdiction
14 counties, 73 judges
January 1, 1977 to December 31, 1977

	Beginning pending	Filed	Disposed	End pending
Civil^d:				
Law:				
Civil ^J	27,986 ^{fh}	28,678	28,953	27,711
Domestic relations:				
Support/custody:				
Reciprocal support	6,193 ^{fh}	6,421	5,204	7,410
Adoption	1,610 ^{fh}	1,751	1,576	1,538 ^h
Other domestic relations:				
Domestic relations	8,999 ^{fh}	23,571	21,397	11,173
Total	16,802 ^{fh}	31,743	28,177	20,116 ^h
Estate:				
Probate/wills/intestate:				
Probate	16,527 ^{fh}	7,335	6,356	17,506
Mental health	1,296 ^{fh}	879	469 ^h	1,336 ^h
Appeal	(1)	(1)	(1)	(1)
Total civil	62,611 ^{fh}	68,635	63,954	66,669 ^h
Criminal^d:				
Felony	4,839 ^{fh}	10,320	10,268	4,891
Misdemeanor ^J	1,018 ^{fh}	2,911	2,975	954
Appeal	(1)	(1)	(1)	(1)
Total criminal	5,857 ^{fh}	13,231	13,243	5,845
Juvenile^J:				
Total juvenile	871 ^{fh}	12,404 ^h	9,654 ^h	2,480 ^h
Grand total	69,339 ^{fh}	94,270 ^h	86,854 ^h	74,994 ^h

Civil dispositions

	Law	Domestic relations			Estate	Mental health	Total
		Support/custody	Adoption	Other			
Default judgments ..	5,885	0	0	12,597	12,597	0	18,482
Dismissals	5,442	56	0	3,075	3,131	0	8,573
Transfer	487	0	17	146	163	0	650
Final order	13,992	5,148	1,559	1,739	8,446	6,356	29,263

Trial^d

	Trial ^d		Total
	Jury	Non-jury	
Civil:			
Law	565	2,582	3,147
Domestic relations:			
Support/custody	0	0	0
Adoption	0	0	0
Other	2	3,838	3,840
Total	2	3,838	3,840
Estate:			
Probate/wills/intestate ..	0	0	0
Mental health	0	0	0
Total	567	6,420	6,987
Criminal:			
Felony	753	192	945
Misdemeanor	17	642	659
Total	770	834	1,604
Grand total	1,337	7,254	8,591

Criminal dispositions

	Criminal dispositions		Total
	Felony	Misdemeanor	
Plea	6,822	466	7,288
Dismissed	2,384	1,830	4,214
Transfer	117	20	137

(continued on next page)

Boldface headings indicate the classifications used by the NCSP.

Case definition or unit of count:

A civil case is counted with the filing of a petition or complaint.
 The criminal case unit of count is the number of defendants on the information or indictment.
 A jury trial is counted when the voir dire examination of the panel begins.
 A non-jury trial is counted when the first witness is sworn.

Beginning pending figure for the 1977 court year does not equal the end pending figure for the 1976 court year:
 Figures are as given in the annual report.

Change in pending does not equal the difference between filings and dispositions:
 This is a result of adjustments made in the calculations to account for missing data.

Figure was computed:
 Beginning pending figures were computed from filed, disposed, and end pending data.

Data are not complete:
 Adoption and domestic relations pending figures do not include adoption data for Maricopa County.
 Mental health disposition and pending figures do not include data for Maricopa County.
 Total civil and grand total pending figures do not include adoption data from Maricopa County. Total civil and grand total disposition and pending figures do not include mental health data from Maricopa County.
 Juvenile data do not include juvenile dependency and traffic statistics from Maricopa County or traffic statistics from Pima County.

Explanation of data included in the category:
 Filings include cases transferred in.
 Dispositions include cases transferred out.
 Civil cases include prayer under \$1,000, auto tort, non-auto tort, contract, eminent domain, unclassified civil, and appeal cases.
 Civil appeals are reported in the law category.
 Misdemeanor cases include lower court appeals and nonfelony criminal cases.
 Criminal appeals are reported in the misdemeanor category.
 Juvenile traffic data are included with juvenile data on this court.

Source: Arizona Supreme Court, *The Arizona Courts, 1977 Annual Judicial Report* (Phoenix, Arizona: 1978). Statistics are from the reports except that totals have been computed where necessary.

ARIZONA JUSTICES OF THE PEACE¹
 Court of limited jurisdiction
 84 courts, 84 judges
 January 1, 1977 to December 31, 1977

	Beginning pending	Filed	Disposed	End pending
Civil^d:				
Total civil	N/A	34,422 ¹	36,683 ¹	N/A
Criminal^d:				
Misdemeanor	N/A	17,551 ¹	X	N/A
Preliminary hearing	N/A	17,144 ¹	17,433 ¹	N/A
Total criminal	N/A	34,695 ¹	X	N/A
Traffic:				
Total traffic	N/A	153,730 ¹	X	N/A
Grand total	N/A	222,847 ¹	227,264 ¹	N/A

Boldface headings indicate the classifications used by the NCSP.

N/A - This case type is handled by the court, but the data are unavailable.

X - The data for this case type are known to be included in the total but were not available by category.

Case definition or unit of count:

A civil case is counted with the filing of a petition or complaint.
 The criminal case unit of count is the number of defendants on the information, indictment, or complaint.

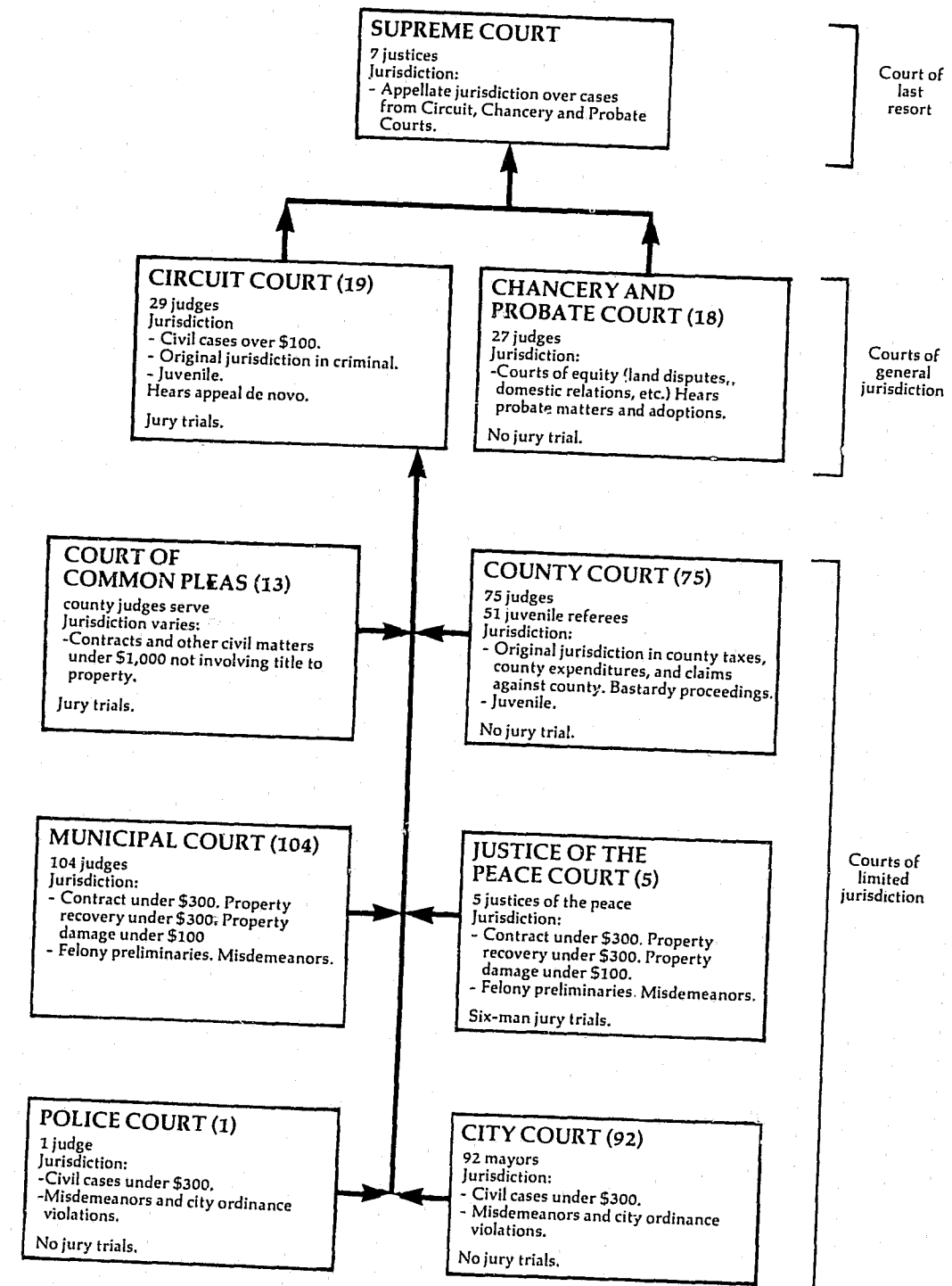
Data are not complete:
 There were incomplete data for Maricopa, Pinal, Yuma, Navajo, Apache, Gila, Graham, Greenlee, Mohave, and Yavapai Counties.

Source: Arizona Supreme Court, *The Arizona Courts, 1977 Annual Judicial Report* (Phoenix, Arizona: 1978). Statistics are from the annual report except that totals have been computed where necessary.

ARIZONA CITY MAGISTRATES
 Court of limited jurisdiction
 70 courts, 90 magistrates
 January 1, 1977 to December 31, 1977

There were no data available for cases filed in the City Magistrate Court for 1977. Data collection for these courts began in 1978.

ARKANSAS COURT SYSTEM, 1977



↑ Indicates route of appeal.

ARKANSAS SUPREME COURT
Court of last resort
7 Justices
January 1, 1977 to December 31, 1977

	Beginning pending	Filed	Disposed	End pending
Cases:				
Appeals:				
Civil:				
Law	137	236	222	151
Equity	76	155	128	103
Probate	8	14	13	9
Total	221	405	363	263
Criminal:				
Capital	6	9	10	5
Other felony	64	152	167	49
Misdemeanor	8	13	15	6
Total	78	174	192	60
Postconviction remedy:				
Postconviction	5	27	21	11
Total appeals	304	606	576	334
Other cases:				
Original proceedings:				
Original jurisdiction:				
Civil:				
Habeas corpus	0	0	0	0
Mandamus	1	1	2	0
Prohibition	2	12	9	5
Certiorari	0	8	8	0
Other petitions	0	12	12	0
Total	3	33	31	5
Criminal:				
Habeas corpus	0	5	5	0
Mandamus	2	16	15	3
Prohibition	0	6	6	1
Postconviction	0	10	10	0
Certiorari	0	15	15	0
Other petitions	3	3	4	2
Total	6	55	55	6
Total	9	88	86	11
Total other cases	9	88	86	11
Total cases	313	694	662	345
Other proceedings:				
Rehearing requests	0	104	104	0
Other matters:				
Motions (excluding extension of time)	5	288	268	25
Motions for extension of time	N/A	1,144	1,138	N/A
Total	5¹	1,432	1,406	25¹
Total other proceedings	5¹	1,536	1,510	25¹

Manner of disposition	Disposition of cases			
	Civil	Criminal	Post-conviction	Total
Written opinion (majority) 488 ²				
Per curiam				
	Appeals:			
	Affirmed:			
	182	127	15	324
	9	7	1	17
	191	134	16	341
	Reversed:			
	17	2	0	19
	17	1	0	18
	12	4	0	16
	0	0	0	0
	46	7	0	53
	44	37	2	83
	5	2	1	8
	Dismissed:			
	4	1	0	5
	73	11	2	86
	77	12	2	91
	Original jurisdiction:			
	18	19	3	40
	13	26	7	46

Boldface headings indicate the classifications used by the NCSF.
N/A = This case type is handled by the court, but the data are unavailable.

¹Data are not complete:

Total other matters and total other proceedings pending figures do not include pending figures for motions for extension of time.

²Information on disposition type or trial data:

There were 37 dissenting, 14 concurring, and 3 dissenting in part and concurring in part opinions filed in addition to the 488 majority opinions filed.

³Information on time interval or age of pending cases data:

The time interval data are based on a survey of 275 civil appeals and 166 criminal and postconviction remedy appeals decided by the Supreme Court during 1977.

Source: Executive Secretary, Judicial Department, Thirteenth Annual Report, 1977 Judicial Statistics (Little Rock, Arkansas). Statistics are from the annual report except that totals have been computed where necessary.

ARKANSAS CIRCUIT COURT
 Court of general jurisdiction
 19 circuits, 29 judges
 January 1, 1977 to December 31, 1977

	Beginning pending	Filed	Disposed	End pending
Civil:				
Law:				
Civil	16,069 ^f	22,074 ^j	20,460 ^j	17,683 ^j
Appeal	(1)	(1)	(1)	(1)
Total civil	16,069 ^f	22,074	20,460	17,683
Criminal:				
Felony:				
Capital	74 ^f	101	115	60
Felony	5,380 ^f	7,940	7,595	5,725
Total	5,454 ^f	8,041	7,710	5,785
Misdemeanor	3,465 ^f	5,733 ^j	6,027 ^j	3,171 ^j
Appeal	(1)	(1)	(1)	(1)
Total criminal	8,919 ^f	13,774	13,737	8,956
Grand total	24,988 ^f	35,848	34,197	26,639

Age of pending cases

	Less than 1 year	1 to 2 years	Over 2 years
Civil	11,029	3,976	2,678
Criminal:			
Felony:			
Capital	45	8	7
Felony	3,833	997	895
Total	3,878	1,005	902
Misdemeanor	2,462	352	357
Total criminal	6,340	1,357	1,259

Boldface headings indicate the classifications used by the NCSP.

^dCase definition or unit of count:

A civil case is counted with the filing of a petition or complaint.

The criminal case unit of count is the number of informations or indictments.

^fBeginning pending figure for the 1977 court year does not equal the end pending figure for the 1976 court year:

Figures are as given in the annual report.

^jExplanation of data included in the category:

Law includes appeals (trial de novo) that could not be separated from the total.

Misdemeanor cases are generally appeals (trial de novo) from lower courts.

Criminal data include a nominal number of juvenile cases and juvenile appeals.

Source: Executive Secretary, Judicial Department, Thirteenth Annual Report, 1977 Judicial Statistics (Little Rock, Arkansas). Statistics are from the annual report except that totals have been computed where necessary.

ARKANSAS CHANCERY AND PROBATE COURT
 Court of general jurisdiction
 18 chancery circuits, 27 judges
 January 1, 1977 to December 31, 1977

	Beginning pending	Filed	Disposed	End pending
Civil:				
Equity	7,993 ^f	6,395	5,625	8,763
Domestic relations:				
Support/custody:				
Reciprocal IN	2,035 ^f	1,761	1,533	2,263
Reciprocal OUT	0 ^f	670	0	0
Total	2,035 ^f	2,431	2,203	2,263
Adoption	N/A	N/A	N/A	N/A
Other domestic relations:				
Domestic relations	13,816 ^f	22,244	22,386	13,674
Total	13,816 ^f	22,244	22,386	13,674
Estate:				
Probate/wills/intestate:				
Decedents' estates	13,814 ^f	4,223	3,773	14,264
Guardianship/conservatorship/trusteeship:				
Guardianship	N/A	1,870	N/A	N/A
Other estate:				
Miscellaneous probate	N/A	1,412	N/A	N/A
Total	13,814 ^f	7,505	3,773 ^j	14,264 ^j
Mental health:				
Alcoholic and mental	N/A	1,459	N/A	N/A
Total civil	37,658 ^f	41,512	33,987 ^j	38,964 ^j
Grand total	37,658 ^f	41,512	33,987 ^j	38,964 ^j

(continued on next page)

Arkansas Chancery and Probate Court (continued)

Age of pending cases¹

	Less than 1 year	1 to 2 years	Over 2 years
Civil:			
Equity	3,186	1,429	4,148
Support/custody:			
Reciprocal IN	1,030	665	568
Reciprocal OUT	0	0	0
Total	1,030	665	568
Other domestic relations	7,973	3,225	2,476
Total civil	12,189	5,319	7,192

Boldface headings indicate the classifications used by the NCSP.

N/A - This case type is handled by the court, but the data are unavailable.

^dCase definition or unit of count:

A civil case is counted with the filing of a petition or complaint.

^fBeginning pending figure for the 1977 court year does not equal the end pending figure for the 1976 court year:

Figures are as given in the annual report.

^jChange in pending does not equal the difference between filings and dispositions:

Figures are as given in the annual report.

¹Data are not complete:

Domestic relations pending and disposed totals do not include adoptions.

Estate pending and disposed totals do not include guardianship/conservatorship/trusteeship and other estate.

Total civil and grand total pending and disposed do not include adoptions, guardianship/conservatorship/trusteeship, other estate, and mental health.

¹Special source or revision in data:

Corrected age of pending data were supplied by the clerk of the court during data verification and are based upon an audit of civil cases pending for Pulaski County conducted after the 1977 annual report was published.

Source: Executive Secretary, Judicial Department, Thirteenth Annual Report, 1977 Judicial Statistics (Little Rock, Arkansas), and corrections by the clerk of court during verification. Statistics are from the annual report and the clerk's corrections except that totals have been computed where necessary.

ARKANSAS COURT OF COMMON PLEAS¹
 Court of limited jurisdiction
 13 courts, county judges serve
 January 1, 1977 to December 31, 1977

	Beginning pending	Filed	Disposed	End pending
Civil:				
Total civil	N/A	250 ⁱ	N/A	N/A
Grand total	N/A	250 ⁱ	N/A	N/A

Boldface headings indicate the classifications used by the NCSP.

N/A - This case type is handled by the court, but the data are unavailable.

^dCase definition or unit of count:

A civil case is counted with the filing of a petition or complaint.

¹Data are not complete:

No reports for inclusion in the 1977 annual report were received from Chicot and Lee Counties.

Source: Executive Secretary, Judicial Department, Thirteenth Annual Report, 1977 Judicial Statistics (Little Rock, Arkansas). Statistics are from the annual report except that totals have been computed where necessary.

ARKANSAS COUNTY COURT
 Court of limited jurisdiction
 75 courts; 75 judges, 51 juvenile referees
 January 1, 1977 to December 31, 1977

	Beginning pending	Filed	Disposed	End pending
Civil:				
Domestic relations:				
Bastardy	N/A	1,674	N/A	N/A
Total civil	N/A	1,674	N/A	N/A
Juvenile:				
Total juvenile	N/A	9,884	N/A	N/A
Grand total	N/A	11,558	N/A	N/A

Boldface headings indicate the classifications used by the NCSP.

N/A - This case type is handled by the court, but the data are unavailable.

^dCase definition or unit of count:

A civil case is counted with the filing of a petition or complaint.

Source: Executive Secretary, Judicial Department, Thirteenth Annual Report, 1977 Judicial Statistics (Little Rock, Arkansas). Statistics are from the annual report except that totals have been computed where necessary.

ARKANSAS MUNICIPAL COURT^d
 Court of limited jurisdiction
 104 courts, 104 judges
 January 1, 1977 to December 31, 1977

	Beginning pending	Filed	Disposed	End pending
Civil^d:				
Total civil	N/A	18,563 ^d	N/A	N/A
Criminal^d:				
Misdemeanor:				
Criminal	N/A	113,761 ^d	N/A	N/A
Total criminal	N/A	113,761 ^d	N/A	N/A
Traffic:				
DWI/DUI:				
Driving while intoxicated	N/A	21,094 ^d	N/A	N/A
Other traffic violation:				
Moving traffic	N/A	233,103 ^d	N/A	N/A
Other traffic	N/A	108,983 ^d	N/A	N/A
Total	N/A	342,086 ^d	N/A	N/A
Total traffic	N/A	363,180 ^d	N/A	N/A
Grand total	N/A	495,504 ^d	N/A	N/A

Boldface headings indicate the classifications used by the NCSP.
 N/A = This case type is handled by the court, but the data are unavailable.

^dCase definition or unit of count:
 A civil case is counted with the filing of a petition or complaint.
 The criminal case unit of count is the number of informations, indictments, or complaints.

^dData are not complete:
 There were no reports filed for Benton, Carroll, Chicot, Cleveland, Dallas, Fulton, Logan, Lonoke, and Phillips Counties. Only 6-month totals were available and are included for Desha, Drew, Greene, Inyard, Sharp, and Yell Counties.

Source: Executive Secretary, Judicial Department, Thirteenth Annual Report, 1977 Judicial Statistics (Little Rock, Arkansas). Statistics are from the annual report except that totals have been computed where necessary.

ARKANSAS CITY COURT, POLICE COURT, AND JUSTICE OF THE PEACE COURT^d
 Court of limited jurisdiction
 92 city courts, 1 police court, 5 justice of the peace courts; 92 mayors, 1 judge, 5 justices of the peace
 January 1, 1977 to December 31, 1977

	Beginning pending	Filed	Disposed	End pending
Civil^d:				
Total civil	N/A	194 ^d	N/A	N/A
Criminal^d:				
Misdemeanor:				
Criminal	N/A	10,821 ^d	N/A	N/A
Total criminal	N/A	10,821 ^d	N/A	N/A
Traffic:				
DWI/DUI:				
Driving while intoxicated	N/A	1,801 ^d	N/A	N/A
Other traffic violation:				
Moving traffic	N/A	12,231 ^d	N/A	N/A
Other traffic	N/A	5,700 ^d	N/A	N/A
Total	N/A	17,931 ^d	N/A	N/A
Total traffic	N/A	19,732 ^d	N/A	N/A
Grand total	N/A	30,747 ^d	N/A	N/A

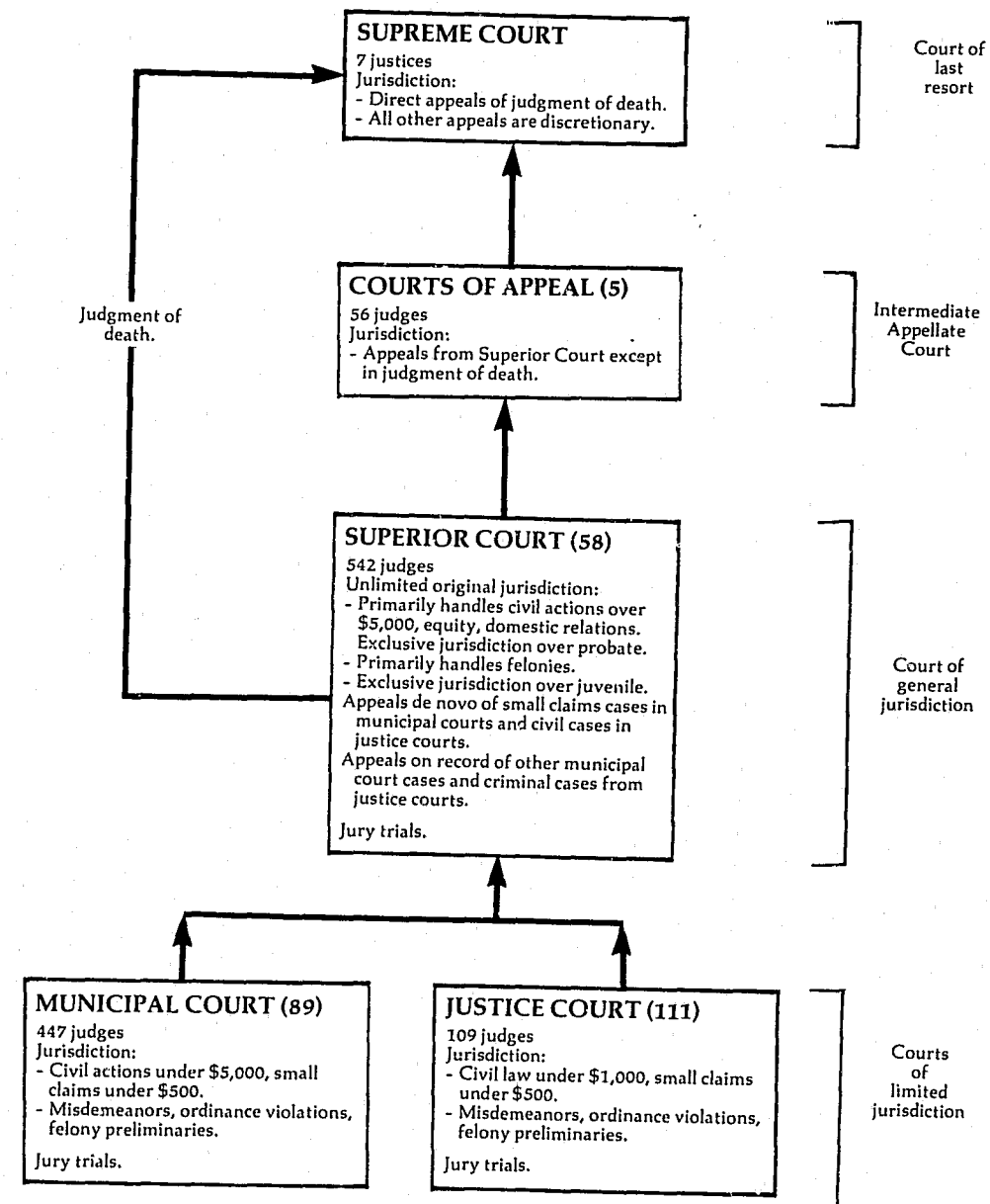
Boldface headings indicate the classifications used by the NCSP.
 N/A = This case type is handled by the court, but the data are unavailable.

^dCase definition or unit of count:
 A civil case is counted with the filing of a petition or complaint.
 The criminal case unit of count is the number of informations, indictments, or complaints.

^dData are not complete:
 There were no reports for the cities of Alma, Ashdown, Austin, Barling, Beebe, Belleville, Biscoe, Calico Rock, Carlisle, Carthage, Cave City, Cotter, Decatur, Delight, DeValls Bluff, East Camden, Eudora, Farmington, Foreman, Fouke, Cntry, Glenwood, Gould, Grady, Gravette, Holly Grove, Humoke, Imboden, Leachville, Luxora, Mansfield, McRea, Mountainburg, Norfolk, Norman, Palestine, Quitman, Rosston, Strong, Sulphur Springs, Swifton, Thornton, Turrell, White Hall, and Wilson. Only 6-month data were available for the cities of Buckner and White River.

Source: Executive Secretary, Judicial Department, Thirteenth Annual Report, 1977 Judicial Statistics (Little Rock, Arkansas). Statistics are from the annual report except that totals have been computed where necessary.

CALIFORNIA COURT SYSTEM, 1977



↑ Indicates route of appeal.

CALIFORNIA SUPREME COURT
 Court of last resort
 7 Justices
 July 1, 1976 to June 30, 1977

	Beginning pending	Filed	Disposed	End pending
Cases:				
Appeals:				
Civil	N/A	(133) ^e	69	N/A
Criminal:				
Direct appeals ^j	N/A	27	X	N/A
Other criminal	N/A	(61) ^e	X	N/A
Total criminal	N/A	27 (61) ^e	22	N/A
Total appeals	N/A	27 (194) ^e	91	N/A
Other cases:				
Original proceedings:				
Original jurisdiction:				
Civil	N/A	235 (24) ^e	149	N/A
Criminal	N/A	476 (13) ^e	460	N/A
Total	N/A	711 (37) ^e	609	N/A
Disciplinary matters:				
Attorney disciplinary proceedings ^j	N/A	104	104	N/A
Advisory opinion:				
Executive clemency applications	N/A	81	54	N/A
Total	N/A	896 (37) ^e	767	N/A
Requests to appeal^j:				
Civil:				
Civil appeals	N/A	1,230	1,097 (133) ^e	N/A
Civil original proceedings	N/A	341	317 (24) ^e	N/A
Total	N/A	1,571	1,414 (157) ^e	N/A
Criminal:				
Criminal appeals	N/A	1,033	972 (61) ^e	N/A
Criminal original proceedings (habeas corpus)	N/A	323	310 (13) ^e	N/A
Total	N/A	1,356	1,282 (74) ^e	N/A
Total	N/A	2,927	2,696 (231) ^e	N/A
Total other cases	N/A	3,823 (37) ^e	3,463 (231) ^e	N/A
Total cases	N/A	3,850 (231)^e	3,554 (231)^e	N/A
Other proceedings:				
Rehearing requests:				
Civil	N/A	N/A	45	N/A
Criminal	N/A	N/A	24	N/A
Total	N/A	N/A	69	N/A
Other matters:				
Transfer and retransfer	N/A	N/A	258	N/A
Orders/writs to show cause	N/A	N/A	59	N/A
Motions decided	N/A	N/A	113	N/A
Miscellaneous	N/A	N/A	1,885	N/A
Total	N/A	N/A	2,315	N/A
Total other proceedings	N/A	N/A	2,384	N/A

	Manner of disposition				Total	Disposition of appeals (criminal) ^m			
	Appeals	Original proceedings	Other proceedings			Affirmed	Affirmed with modifications	Reversed, no retrial	Reversed for expected retrial
Written opinion	66	19	59	1	145	4	9	2	5

Boldface headings indicate the classifications used by the NCSP.
 N/A = This case type is handled by the court, but the data are unavailable.
 X = The data for this case type are known to be included in the total but were not available by category.

^eCases not included in the total to avoid double counting:
 Petitions for hearings granted are not counted as a disposed petition until the resulting appeal or original proceeding is disposed; a filing is not counted for the appeal or original proceeding. These granted petitions are the numbers appearing in parentheses.

^jExplanation of data included in the category:
 Direct criminal appeals are capital (death penalty) cases only.
 When an attorney files a petition for a writ of review in the Supreme Court, the disciplinary matter is docketed as a civil original proceeding, and the case is reflected both in the filings and, when decided, in the dispositions. Petitions for a writ of review were filed in 10 of the 104 disciplinary matters and petitions to set aside or stay suspension were filed in 8 of the cases.
 Requests to appeal are petitions for hearing cases previously decided by the Courts of Appeal.

^mCategories for disposition type or trial data:
 Disposition of appeals data include only criminal appeals terminated by written opinion.

Source: Judicial Council of California, 1978 Annual Report of the Administrative Office of the California Courts (San Francisco, California: 1978), and unpublished data supplied by the administrative office of the courts. Statistics are from the annual report and unpublished data except that totals have been computed where necessary, and additions were made by the courts administrative office during data verification.

CALIFORNIA COURTS OF APPEAL
Intermediate appellate court
5 districts, 56^c judges
July 1, 1976 to June 30, 1977

	Beginning pending	Filed	Disposed	End pending
Cases:				
Appeals:				
Civil	2,555	3,283	4,304 ¹	2,597 ⁸
Criminal	1,989	4,040	3,690 ¹	2,566 ⁸
Total appeals	4,544	7,323	7,994	5,163 ⁸
Other cases:				
Original proceedings:				
Original jurisdiction:				
Civil	N/A	3,211	3,197 ¹	N/A
Criminal	N/A	926	943 ¹	N/A
Total	N/A	4,137	4,140	N/A
Total other cases	N/A	4,137	4,140	N/A
Total cases	4,544¹	11,460	12,134	5,163¹
Other proceedings:				
Rehearing requests	N/A	N/A	1,377	N/A
Other matters:				
Motions to dismiss on clerk's certificate	N/A	479	N/A	N/A
Motions	N/A	N/A	929	N/A
Orders (miscellaneous)	N/A	N/A	7,783	N/A
Total	N/A	479 ¹	8,712 ¹	N/A
Total other proceedings	N/A	479¹	10,089¹	N/A

Hanner of disposition

	Appeals	Original	Total
	Civil	Criminal	proceedings
Written opinion	2,656	2,970	377
			6,003

Disposition of appeals (criminal)^m

Affirmed	2,375
Affirmed with modifications	314
Reversed, no retrial	13
Reversed for expected retrial	210

Status of pending cases, 6/30/77

	Civil	Criminal
Appeals not ready for calendar	1,578 ^h	1,717 ^h
Appeals argued, calendared, or ready for calendar	1,019	849

Boldface headings indicate the classifications used by the NCSP.
N/A - This case type is handled by the court, but the data are unavailable.

CJudge information:

There were 55.9 full-time equivalent judges in the Courts of Appeal during fiscal year 1976-1977.
Change in pending does not equal the difference between filings and dispositions:
Figures are as reported in the annual report.

hFigure was computed:

The number of pending appeals not ready for calendar was computed by subtracting the number argued, calendared, or ready for calendar from the total number pending.

iData are not complete:

Total cases pending do not include original proceedings.
Total other matters and other proceedings filed include only motions to dismiss on clerk's certificate. Filings are not reported for other categories.

Total other matters and other proceedings disposed do not include disposition of motions to dismiss on clerk's certification.

lSpecial source or revision in the data:

Breakdowns into civil and criminal categories for appeals and original proceedings disposed were supplied by the administrative office of the courts during data verification.

mCategories for disposition type or trial data:

Disposition of appeals data include only criminal appeals terminated by written opinion.
There were 4,113 authored majority opinions and 1,792 "by the court" majority opinions that disposed the 6,003 cases.

Source: Judicial Council of California, 1978 Annual Report of the Administrative Office of the California Courts (San Francisco, California: 1978). Statistics are from the annual report except that totals have been computed where necessary, and additional data were supplied by the administrative office of the courts during the process of data verification.

CALIFORNIA SUPERIOR COURT
Court of general jurisdiction
58 courts, 542 judges
July 1, 1976 to June 30, 1977

	Beginning pending	Filed	Disposed	End pending
Civil:				
Tort:				
Auto tort	N/A	57,193	41,475 ¹	N/A
Other tort	N/A	28,411	20,459 ¹	N/A
Total	N/A	85,604	61,934 ¹	N/A
Real property rights:				
Eminent domain (parcels)	N/A	2,249	2,228 ¹	N/A
Domestic relations:				
Marriage dissolution:				
Family law ¹	N/A	172,211	150,317 ¹	N/A
Estate:				
Probate and guardianship	N/A	64,910	62,125 ¹	N/A
Mental health	N/A	5,451	4,925	N/A
Appeal:				
Appeal of trial court case:				
Appeals from lower courts	N/A	10,232 ¹	9,053	N/A
Extraordinary writ:				
Habeas corpus	N/A	9,859	9,147	N/A
Other civil:				
Other complaints	N/A	82,232	50,882 ¹	N/A
Other petitions	N/A	116,185	86,105 ¹	N/A
Total	N/A	198,417	136,987 ¹	N/A
Total civil	N/A	548,933	436,716¹	N/A
Criminal:				
Felony:				
Criminal	N/A	54,653 ¹	49,111	N/A
Appeal	N/A	2,508	2,267	N/A
Total criminal	N/A	57,161	51,378	N/A
Juvenile:				
Criminal-type offense:				
Delinquency	N/A	93,171	86,845	N/A
Non-offense:				
Dependency	N/A	14,615	13,106	N/A
Total juvenile	N/A	107,786	99,951	N/A
Grand total	N/A	713,880	588,045¹	N/A

Trial^d

	Jury	Non-jury	Total
Civil:			
Auto tort	1,177	1,336	2,513
Other tort	1,026	1,033	2,059
Real property rights	112	388	500
Domestic relations	19	142,017	142,036
Estate	85	58,761	58,846
Mental health	42	4,642	4,684
Appeal ^m	0	8,027	8,027
Other civil	674	42,916	43,590
Total	3,135	259,120	262,255
Criminal:			
Felony	5,179	2,916	8,095
Appeal ^m	0	0	0
Total	5,179	2,916	8,095
Grand total	8,314	262,036	270,350

Criminal dispositions^{1m}

	Jury trial:	Felony
Acquitted or dismissed	861	
Convicted	4,318	
Non-jury trial:		
Acquitted or dismissed	679	
Convicted	2,237	
Guilty plea	35,089	
Transferred	486	
Dismissed	5,441	

Civil dispositions^{1m}

	Auto tort	Other tort	Real property rights	Domestic relations	Estate	Other civil	Total
Dismissed for lack of prosecution	991	730	10	2,787	47	2,434	6,999
Other dismissals and transfers	37,253	17,350	1,011	5,416	2,557	52,470	116,057
Summary judgments	141	138	12	1	63	1,067	1,422
All other judgments before trial	577	182	695	77	612	37,426	39,569

(continued on next page)

CONTINUED

2 OF 5

California Superior Court (continued)

Boldface headings indicate the classifications used by the NCSP.
N/A = This case type is handled by the court, but the data are unavailable.

^dCase definition or unit of count:
A civil case is counted with the filing of a petition or complaint.
The criminal case unit of count is the number of defendants on the information or indictment.
A jury trial is counted when the jury is sworn.
A non-jury trial is counted at the point when an opening statement or the introduction of any evidence occurs.

^jExplanation of data included in the category:
Family law includes annulment, divorce, and separate maintenance cases.

^lSpecial source or revision in the data:
Filing and disposition figures were revised by the administrative office of the courts during verification.
Civil and criminal type of disposition information was supplied by the court administrative office during data verification.

^mCategories for disposition type or trial data:
Civil trials include mental health hearings; they do not include habeas corpus hearings.
Civil disposition types do not include data for habeas corpus or appeal hearings.
There were 3,310 juries sworn for the 3,135 civil cases disposed by jury trial, and 5,556 juries sworn for the 5,179 criminal defendants disposed by jury trial.
Civil appeals and criminal appeals trial data are for appeals disposed by trial de novo; appeals disposed after hearing are not included.

Source: Judicial Council of California, 1978 Annual Report of the Administrative Office of the California Courts (San Francisco, California: 1978), and unpublished data provided by the administrative office of the courts. Statistics are from the annual report and unpublished data except that totals have been computed where necessary, and revisions were made during the data verification process by the administrative office of the courts.

CALIFORNIA MUNICIPAL COURT
Court of limited jurisdiction
89 courts, 447 judges
July 1, 1976 to June 30, 1977

	Beginning pending	Filed	Disposed	End pending
Civil:				
Small claims	N/A	390,390	291,226	N/A
Other civil	N/A	331,170	252,674	N/A
Total civil	N/A	721,560	543,900	N/A
Criminal:				
Misdemeanor:				
Group A misdemeanor	N/A	331,388	309,316	N/A
Group B misdemeanor	N/A	209,060	200,681	N/A
Total	N/A	540,448	509,997	N/A
Ordinance violation:				
Non-traffic infractions	N/A	43,260	34,468	N/A
Preliminary hearing:				
Felonies	N/A	94,522	80,856 ^{kl}	N/A
Total criminal	N/A	678,230	625,321	N/A
Traffic:				
Parking:				
Illegal parking	N/A	8,763,280	7,584,022	N/A
Other traffic violation:				
Group C misdemeanor	N/A	251,026	203,652	N/A
Group D misdemeanor	N/A	199,438	332,230	N/A
Traffic infractions	N/A	4,356,682	3,879,166	N/A
Total	N/A	4,807,146	4,415,048	N/A
Total traffic	N/A	13,570,426	11,999,070	N/A
Grand total	N/A	14,970,216	13,168,291	N/A

(continued on next page)

California Municipal Court (continued)

Trial ^d	Total			Civil dispositions ^l		
	Jury	Non-jury	Total	Small claims	Other civil	Total
Civil:						
Small claims	0	220,664	220,664			
Other civil	666	71,310	71,976			
Total	666	291,974	292,640			
Criminal:						
Misdemeanor	5,195	9,112	14,307			
Ordinance violation	5	349	354			
Preliminary hearing	136	44,128	44,264			
Total	5,336	53,589	58,925			
Traffic:						
Parking	2	62,886	62,888			
Other traffic violation	3,699	150,088	153,787			
Total	3,701	212,974	216,675			
Grand total	9,703	558,537	568,240			

Traffic dispositions ^l	Total			Criminal dispositions ^l			
	Parking	Other traffic violation	Total	Misdemeanor	Ordinance violation	Preliminary hearing	Total
Jury trial:							
Acquitted or dismissed	0	953	953	2,182	1	51	2,234
Convicted	2	2,746	2,748	3,013	4	85	3,102
Non-jury trial:							
Acquitted or dismissed	6,951	43,044	49,995	4,033	107	3,016	7,156
Convicted	55,898	73,773	129,671	4,983	225	746	5,954
Juvenile order	37	33,271	33,308	96	17	0	113
Guilty plea	114,293	988,288	1,102,581	---	---	40,366	40,366
Bail forfeiture	6,584,488	2,625,053	9,209,541	329,699	9,389	19,368	358,456
Dismissals	822,200	639,934	1,462,134	50,774	13,595	0	64,369
Transferred	153	7,986	8,139	113,857	11,096	16,399	141,352
				1,360	34	825	2,219

Boldface headings indicate the classifications used by the NCSP.
N/A = This case type is handled by the court, but the data are unavailable.
-- = Not applicable.

^dCase definition or unit of count:
A civil case is counted with the filing of a petition or complaint.
The criminal case unit of count is the number of defendants on the information, indictment, or complaint.
A trial is counted when commenced. A jury trial is commenced once jury selection begins; a non-jury trial at the point when an opening statement or the introduction of any evidence occurs.

^jExplanation of data included in the category:
Group C misdemeanors include hit and run, drunk driving, reckless driving--injury, and driving under the influence of drugs cases.

^kAdditional information:
Of the 80,856 felony preliminary hearing dispositions, 14,817 felony charges were reduced to misdemeanors.

^lSpecial source or revision in the data:
Disposition figure is as revised by the administrative office of the courts during data verification.
Trial and disposition data were supplied by the administrative office of the court during data verification.

Source: Judicial Council of California, 1978 Annual Report of the Administrative Office of the California Courts (San Francisco, California: 1978), and unpublished data provided by the administrative office of the courts. Statistics are from the annual report and unpublished data except that totals have been computed where necessary, and revisions were made by the administrative office of the courts during data verification.

CALIFORNIA JUSTICE COURT
Court of limited jurisdiction
111 courts, 111 judges
July 1, 1976 to June 30, 1977

	Beginning pending	Filed	Disposed	End pending
Civil:				
Small claims	N/A	36,834	28,751	N/A
Other civil	N/A	12,994	9,047	N/A
Total civil	N/A	49,828	37,798	N/A
Criminal:				
Misdemeanor:				
Group A misdemeanor	N/A	29,884	26,383	N/A
Group B misdemeanor	N/A	27,659	25,280	N/A
Total	N/A	57,543	51,663	N/A
Ordinance violation:				
Non-traffic infractions	N/A	6,103	5,376	N/A
Preliminary hearing:				
Felonies	N/A	8,327	7,882 ^k	N/A
Total criminal	N/A	71,973	64,921	N/A

(continued on next page)

California Justice Court (continued)

Traffic:				
Parking:				
Illegal parking	N/A	194,907	171,741	N/A
Other traffic violation:				
Group C misdemeanor ¹	N/A	25,085	21,852	N/A
Group D misdemeanor	N/A	36,012	38,378	N/A
Traffic infractions	N/A	447,773	400,783	N/A
Total	N/A	508,870	461,013	N/A
Total traffic	N/A	703,777	632,754	N/A
Grand total	N/A	825,578	735,473	N/A

Trial^d

	Jury	Non-jury	Total
Civil:			
Small claims	0	20,568	20,568
Other civil	49	1,585	1,634
Total	49	22,153	22,202
Criminal:			
Misdemeanor	806	3,037	3,843
Ordinance violation	0	163	163
Preliminary hearing	74	3,938	4,012
Total	880	7,138	8,018
Traffic:			
Parking	0	372	372
Other traffic violation	876	21,593	22,469
Total	876	21,965	22,841
Grand total	1,805	51,256	53,061

Civil dispositions¹

	Small claims	Other civil	Total
Dismissed for lack of prosecution...	3,342	543	3,885
Other dismissals or transfers	4,767	973	5,740
Summary judgments	20	1,288	1,308
All other judgments	54	4,609	4,663

Traffic dispositions¹

	Parking	Other traffic violation	Total
Jury trial:			
Convicted	0	687	687
Acquitted or dismissed	0	189	189
Non-jury trial:			
Convicted	249	8,139	8,388
Acquitted or dismissed	96	3,136	3,232
Juvenile order	27	10,318	10,345
Guilty plea	3,183	76,293	79,476
Transferred	48	3,968	4,016
Bail forfeiture	148,956	317,074	466,030
Dismissals	19,182	41,209	60,391

Criminal dispositions¹

	Misdemeanor	Ordinance violation	Preliminary hearing	Total
Jury trial:				
Convicted	558	0	54	612
Acquitted or dismissed	248	0	20	268
Non-jury trial:				
Convicted or bound over	1,875	103	210	2,188
Acquitted or dismissed	1,070	58	657	1,785
Juvenile order	92	2	0	94
Bound over	--	--	3,071	3,071
Guilty plea	25,172	1,118	2,361	28,651
Transferred	849	64	168	1,081
Bail forfeiture	13,390	3,196	0	16,586
Dismissals	8,409	835	1,341	10,585

Boldface headings indicate the classifications used by the NCSP.
 N/A = This case type is handled by the court, but the data are unavailable.
 -- = Not applicable.

^dCase definition or unit of count:
 A civil case is counted with the filing of a petition or complaint.
 The criminal case unit of count is the number of defendants on the information, indictment, or complaint.
 A jury trial is counted when jury selection begins.
 A non-jury trial is counted at the point when an opening statement or the introduction of any evidence occurs.

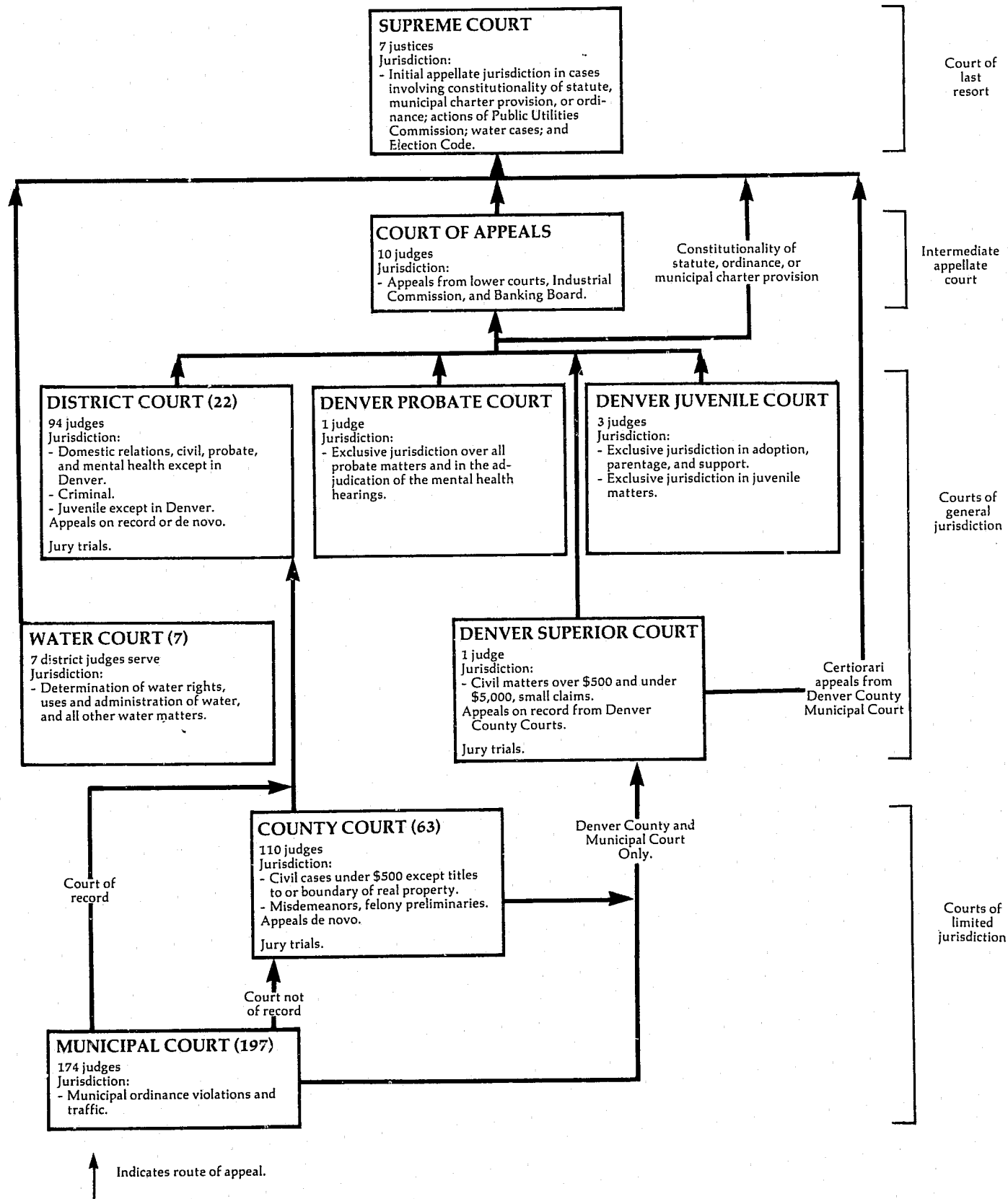
^jExplanation of data included in the category:
 Group C misdemeanors include hit and run, drunk driving, reckless driving--injury, and driving under the influence of drugs cases.

^kAdditional information:
 Of the 7,882 felony preliminary hearing cases disposed, 1,913 felony charges were reduced to misdemeanors.

^lSpecial source or revision in data:
 Breakdowns for trial and disposition figures were supplied by the administrative office of the courts during data verification.

Source: Judicial Council of California, 1978 Annual Report of the Administrative Office of the California Courts (San Francisco, California: 1978), and unpublished data provided. Statistics are from the annual report except that totals have been computed where necessary.

COLORADO COURT SYSTEM, 1977



COLORADO SUPREME COURT Court of last resort 7 Justices July 1, 1976 to June 30, 1977

Cases:	Beginning pending	Filed	Disposed	End pending
Appeals:				
Civil:				
Criminal	X	80	X	X
Interlocutories	X	84	X	X
Total	X	21	X	X
Postconviction remedy:		105	X	X
Habeas corpus	X	19	X	X
Other appeals:				
Statutory review	X	1	X	X
Reopened cases	X	2	X	X
Total	X	3	X	X
Total appeals	X	207	X	X
Other cases:				
Original proceedings:				
Original jurisdiction:				
Interrogatories	X	238	X	X
Rule 21.1	X	1	X	X
Bail reduction	0	2	X	0
Total	X	0	X	X
Disciplinary matters:		241	X	X
Disciplinary proceedings	X	1	X	X
Total	X	242	X	X
Requests to appeal:				
Petition in certiorari	X	284	X	X
Total other cases	X	326	X	X
Total cases	343	735 ^k	704	374

Manner of disposition		Status of pending cases	
Written opinion	285	Cases not yet at issue	79
Without opinion	411	Cases at issue:	
Transferred to Court of Appeals	8	Cases at issue awaiting oral argument	32
		Cases orally argued awaiting opinion	47
		Reopened cases	4
		Cases submitted without oral argument	43
		Decisions announced awaiting action on rehearing	20
		Decisions announced awaiting formal closing	33
		Held in abeyance	2
		Total at issue	181
		Certiorari cases at various pending stages	114

Boldface headings indicate the classifications used by the NCSF.
 X = The data for this case type are known to be included in the total but were not available by category.

^JExplanation of data included in the category:
 Civil appeals includes water cases, P.U.C. decision, and constitutional questions.

^kAdditional information:
 Total cases filed also includes two requests for stay pending appeal filed during the time period.

Source: Office of the State Court Administrator, *Annual Statistical Report of the Colorado Judiciary 1976-77* (Denver, Colorado: 1977).
 Statistics are from the annual report except that totals have been computed where necessary.

COLORADO COURT OF APPEALS
Intermediate appellate court
10 Judges
July 1, 1976 to June 30, 1977

	Beginning pending	Filed ¹	Disposed	End pending
Cases:				
Appeals:				
Civil ²	X	640 ³	X	X
Criminal	X	323 ³	X	X
Appeal of administrative agency case:				
Industrial commission	X	165	X	X
Total appeals	674	1,128	918	884
Other cases:				
Requests to appeal				
Total other cases				
Total cases	674	1,128	918	884

Manner of disposition	Status of pending cases 6/30/77			
	Civil	Criminal	Agency	Total
Written opinion	445			
Memo opinion	148			
Without opinion	250			
Transferred to Supreme Court	75			
Cases not yet at issue	X	X	X	627
Cases at issue:				
At issue awaiting oral argument	71	32	17	120
Orally argued awaiting opinion	70	36	7	113
Submitted without oral argument	X	X	X	24
Total at issue	X	X	X	257

Boldface headings indicate the classifications used by the NCSP.
Blank space = Not enough information is known. The case category may or may not be handled by the court.
X = The data for this case type are known to be included in the total but were not available by category.

¹Explanation of data included in the category:
Appeals filed include three reopened civil appeals and one reopened criminal appeal.
Civil appeals includes appeals from the district court and the Banking Board.

Source: Office of the State Court Administrator, Annual Statistical Report of the Colorado Judiciary 1976-77 (Denver, Colorado: 1977).
Statistics are from the annual report except that totals have been computed where necessary.

**COLORADO DISTRICT COURT,
DENVER SUPERIOR COURT, DENVER JUVENILE COURT,
AND DENVER PROBATE COURT**
Court of general jurisdiction
22 districts, 99^c Judges
July 1, 1976 to June 30, 1977

	Beginning pending	Filed	Disposed	End pending
Civil^d:				
Law:				
Money demands	X	13,176	X	X
Tort:				
Auto tort:				
Personal injury--motor vehicle ¹	X	1,398	X	X
Other tort:				
Personal injury--other	X	1,056	X	X
Property damage	X	760	X	X
Wrongful death	X	115	X	X
Total	X	1,931	X	X
Total	X	3,329	X	X
Real property rights:				
Real and personal property	X	5,048	X	X
Domestic relations:				
Marriage dissolution:				
Dissolution of marriage	X	22,640	X	X
Legal separation	X	400	X	X
Invalidity of marriage	X	165	X	X
Total	X	23,205	X	X
Support/custody:				
Paternity and support	X	4,858	X	X
Child custody	X	205	X	X
Reciprocal nonsupport interstate	X	5,879	X	X
Reciprocal support intrastate	X	790	X	X
Total	X	11,732	X	X
Adoption	X	1,901	X	X
Other domestic relations:				
Miscellaneous	X	327	X	X
Postjudgment actions filed	X	8,914	X	X
Total	X	9,241	X	X
Total	X	46,079	X	X

(continued on next page)

Colorado District Court, Denver Superior Court, Denver Juvenile Court, and Denver Probate Court (continued)

Estate:				
Probate/wills/intestate:				
Intestates	X	1,236	X	X
Testates	X	3,033	X	X
Small estates	X	268	X	X
Total	X	4,537	X	X
Guardianship/conservatorship/trusteeship:				
Guardianships	X	360	X	X
Conservatorships	X	584	X	X
Total	X	944	X	X
Other estate:				
Miscellaneous	X	381	X	X
Postjudgment actions filed	X	531 ⁴	X	X
Total	X	932	X	X
Total	X	6,413 ⁴	X	X
Mental health:				
Short-term treatment	X	691	X	X
Developmentally disabled admissions	X	43	X	X
Petition for evaluation	X	842	X	X
Long-term treatment	X	43	X	X
Involuntary commitment of alcoholic	X	264	X	X
Postjudgment actions filed	X	539	X	X
Other	X	48	X	X
Total	X	807	X	X
Appeal:				
Appeal of administrative agency case:				
Administrative review and local governments	X	577	X	X
Appeal of trial court case:				
Municipal Court and County Court appeals	X	89	X	X
Total	X	666	X	X
Extraordinary writ:				
Miscellaneous ³	X	3,552	X	X
Other civil:				
Postjudgment actions filed	X	9,465	X	X
Total civil	X	90,198 ⁴	X	X
Criminal^d:				
Felony:				
Criminal ¹	X	10,882	X	X
Appeal:				
Municipal Court and County Court appeals	X	385	X	X
Other criminal:				
Non-offense ²	X	394	X	X
Postjudgment actions filed	X	4,029	X	X
Total	X	4,423	X	X
Total criminal	10,031	15,690	13,880	12,415
Juvenile:				
Criminal-type offense:				
Delinquency	X	5,204	X	X
Status offense:				
Child in need of support	X	919	X	X
Non-offense:				
Dependency and neglect petitions	X	1,950	X	X
Other juvenile:				
Relinquishments	X	355	X	X
Miscellaneous	X	590	X	X
Postjudgment actions filed	X	6,060	6,342	X
Total	X	7,005	X	X
Total juvenile	X	16,078	X	X
Grand total	83,748⁴	121,966⁴	116,668⁴	89,046⁴

Boldface headings indicate the classifications used by the NCSP.
X = The data for this case type are known to be included in the total but were not available by category.

^cJudge information:
Five of these 99 judges serve in the Denver Superior, Juvenile, and Probate Courts.

^dCase definition or unit of count:
A civil case is counted with the filing of a petition or complaint.
The criminal case unit of count is the number of defendants on the information or indictment.
Data are not complete:
Denver Probate Court estate postjudgment data represent only nine months of data due to data processing failure.

¹Explanation of data included in the category:
Personal injury--motor vehicle includes related property damage.
Miscellaneous under extraordinary writ includes habeas corpus and other remedial writs, injunctions, etc.
Criminal includes felonies as well as cases filed as felonies but reduced to misdemeanors.
Criminal non-offense cases include extraditions, revocations, parole, and release from commitment hearings.

Source: Office of the State Court Administrator, Annual Statistical Report of the Colorado Judiciary 1976-77 (Denver, Colorado: 1977).
Statistics are from the annual report except that totals have been computed where necessary.

COLORADO WATER COURT^a
 Court of general jurisdiction
 7 districts, 7 district judges serve
 July 1, 1976 to June 30, 1977

	Beginning pending	Filed ^d	Disposed	End pending
Civil^d:				
Real property rights:				
Water adjudications	X	1,679	X	X
Diligence findings	X	328	X	X
Review petitions	X	2	X	X
Other ^j	X	31	X	X
Total	3,764	2,040	2,714	3,090
Total civil	3,764	2,040	2,714	3,090
Grand total	3,764	2,040	2,714	3,090

Boldface headings indicate the classifications used by the NCSP.
 X = The data for this case type are known to be included in the total but were not available by category.

^aCourt jurisdiction:
 Data for this court are included with the general jurisdiction courts since District Court judges serve.

^dCase definition or unit of count:
 A civil case is counted with the filing of a petition or complaint.

^jExplanation of data included in the category:
 Filed includes original actions filed and postjudgment actions filed.
 "Other" includes cases involving springs, waste waters, etc.

Source: Office of the State Court Administrator, Annual Statistical Report of the Colorado Judiciary 1976-77 (Denver, Colorado: 1977).
 Statistics are from the annual report except that totals have been computed where necessary.

COLORADO COUNTY COURT
 Court of limited jurisdiction
 63 counties, 110 judges
 July 1, 1976 to June 30, 1977

	Beginning pending	Filed	Disposed	End pending
Civil^d:				
Small claims ^a	0	6,567	5,057	1,510
Other civil:				
Civil	10,180	51,354	50,063	11,471
Total civil	10,180	57,921	55,120	12,981
Criminal^d:				
Misdemeanor	11,743	26,247	25,506	12,484
Preliminary hearing ⁱ	0	16,121 ⁱ	16,121 ⁱ	0
Total criminal	11,743	42,368ⁱ	41,627ⁱ	12,484
Traffic:				
Total traffic	37,422	148,571	142,231	43,762
Grand total	59,345	248,860ⁱ	238,978ⁱ	69,227

<u>Jury trial^d</u>		<u>Criminal dispositions</u>	
Civil	65		<u>Preliminary hearing</u>
Criminal:			2,469
Misdemeanor	221	Dismissed	810
Traffic	770	Resolution to misdemeanor	4,743
Total	1,056	Bindover to District Court	

Boldface headings indicate the classifications used by the NCSP.

^aCourt jurisdiction:
 The small claims division of the County Court became effective in October 1976.

^dCase definition or unit of count:
 A civil case is counted with the filing of a petition or complaint.
 The criminal case unit of count is the number of defendants on the information, indictment, or complaint.
 A jury trial is counted when the jury is sworn.

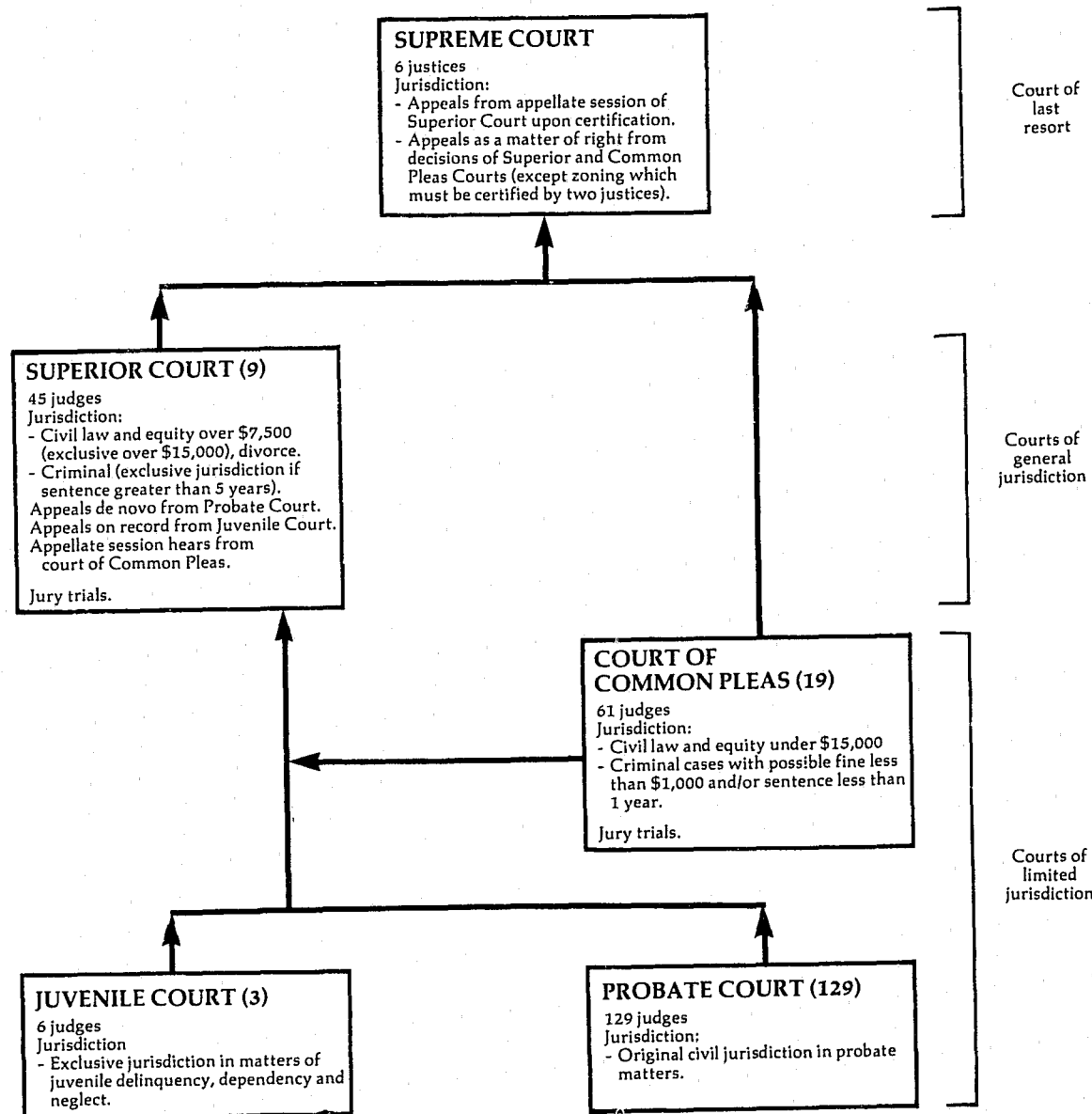
ⁱData are not complete:
 Felony advisements (no complaints lodged) data were not available for Denver County. Data for other preliminary hearing cases from Denver County were available and are included in the chart.

Source: Office of the State Court Administrator, Annual Statistical Report of the Colorado Judiciary 1976-77 (Denver, Colorado: 1977).
 Statistics are from the annual report except that totals have been computed where necessary.

COLORADO MUNICIPAL COURT
 Court of limited jurisdiction
 197 courts, 174 judges
 July 1, 1976 to June 30, 1977

There were no data available for cases handled in the Municipal Court for fiscal year 1976-77.

CONNECTICUT COURT SYSTEM, 1977



↑ Indicates route of appeal.

CONNECTICUT SUPREME COURT Court of last resort 6 Justices July 1, 1976 to June 30, 1977

	Beginning pending	Filed	Disposed	End pending
Cases:				
Appeals:				
Civil	299	342	243	398
Criminal	81	67	59	89
Total appeals	380	409	302	487
Other cases:				
Original proceedings				
Requests to appeal:				
Petitions for certification	N/A	N/A	57	N/A
Total other cases	N/A	N/A	57	N/A
Total cases	380^d	409^d	359	487^d
Other proceedings:				
Other matters:				
Motions	N/A	N/A	309	N/A
Reservations	N/A	N/A	1	N/A
Total	N/A	N/A	310	N/A
Total other proceedings	N/A	N/A	310	N/A
Manner of disposition				
	Appeals			Disposition of appeals^m
	Civil	Criminal	Total	
By opinion	129	47	176	Affirmed (no error)
				Reversed (error, no further proceedings).....
				Reversed and remanded (error, further proceedings)....
				Reservations
				102
				20
				40
				1

Boldface headings indicate the classifications used by the NCSF.
Blank space = Not enough information is known. The case category may or may not be handled by the court.
N/A = This case type is handled by the court, but the data are unavailable.

^dData are not complete:
Total cases pending and filed do not include data for petitions for certification.
^mInformation or disposition type or trial data:
Disposition information is given for appeals decided by opinion between October 1976 and October 1977. All other data on this chart were drawn from the normal fiscal year July to June time period.

Source: Chief Court Administrator, Judicial Department, Biennial Report of the Connecticut Judicial Department 1976-78 (Hartford, Connecticut: 1979). Statistics are from the biennial report except that totals have been computed where necessary.

CONNECTICUT SUPERIOR COURT
Court of general jurisdiction
9 courts, 45 judges
July 1, 1976 to June 30, 1977

	Beginning pending	Filed	Disposed	End pending
Civil^b:				
Domestic relations:				
Family docket	12,573 ^f	15,704	15,809	12,468
Appeal:				
Appeal of trial court case:				
Appellate session	101 ^f	141	129 ^k	113
Other civil:				
Non-family docket	19,578	11,046	9,102	21,522
Total civil	32,252^{f,k}	26,891	25,040	34,103^k
Criminal^d:				
Felony/misdemeanor:				
Criminal categories ^j	3,848	4,464 ^l	4,486	3,826 ^l
Appeal:				
Appellate session	45 ^f	58	53	50
Total criminal	3,893^f	4,522	4,539	3,876
Grand total	36,145^f	31,413	29,579	37,979

Trial ^d			Criminal dispositions	
	Jury	Non-jury	Total	Felony/misdemeanor
Civil	292	630	922	
Criminal (felony/misdemeanor)	119	33	152	
Total	411	663	1,074	
				Jury trial:
				Conviction
				Acquittal
				Non-jury trial:
				Conviction
				Acquittal
				Guilty, nolo plea
				Dismissed, quashed
				Nolled, withdrawn, transferred ..

Civil:		Time interval (average months)	
Return day to disposition	16.4		
Date claimed for trial list to jury trial	35.7		
Date claimed for trial list to non-jury trial	14.9		

Boldface headings indicate the classifications used by the NCSP.

^bParticular court or reporting system information:
The 1976 reporting year for civil cases ended on August 31, 1976. Consequently, there is a two-month overlap for the civil category between the data reported in the 1976 annual report and the 1977 annual report.

^cCase definition or unit of count:
A civil case is counted with the filing of a petition or complaint.
The criminal case unit of count is the number of defendants on the information or indictment.
A jury trial is counted when the jury is sworn.
A non-jury trial is counted when the first witness is sworn.

^fBeginning pending figure for the 1977 court year does not equal the end pending figure for the 1976 court year:
This difference is because of the change in the reporting period as indicated above.

^jExplanation of data included in the category:
Criminal categories are felony and misdemeanor cases.

^kAdditional information:
During the court year, the Appellate Session of Superior Court also heard 81 motions.

^lSpecial source or revision in data:
Filed and end pending figures for criminal category cases were supplied by the Office of the Chief Court Administrator during data verification.

Source: Chief Court Administrator, Judicial Department, Biennial Report of the Connecticut Judicial Department 1976-78 (Hartford, Connecticut: 1979). Statistics are from the biennial report except that totals have been computed where necessary, and additions were made by the office of the chief court administrator during data verification.

CONNECTICUT COURT OF COMMON PLEAS
Court of limited jurisdiction
19 courts, 61 judges
July 1, 1976 to June 30, 1977

	Beginning pending	Filed	Disposed	End pending
Civil^b:				
Small claims	N/A	95,002	N/A	N/A
Domestic relations:				
Family docket	164 ^f	21	100	85
Other civil:				
Nonfamily docket	30,712 ^f	30,461	29,762	31,411
Civil--geographical areas	4,459 ^f	14,730	15,012	4,177
Total	35,171^f	45,191	44,774	35,588
Total civil	35,335^{f,i}	140,214	44,874	35,673ⁱ
Criminal^d:				
Misdemeanor:				
Criminal	20,964 ^f	86,878	91,044	16,798
Total criminal	20,964^f	86,878	91,044	16,798
Traffic:				
Other traffic violation:				
Motor vehicle	19,005 ^f	262,872	265,236	16,551 ^g
Total traffic	19,005^f	262,872	265,236	16,551^g
Grand total	75,304^{f,i}	489,964	401,154	69,022ⁱ

Trial ^d		
	Jury	Non-jury
Civil ^m	235	1,663
		Total
		1,898

Civil ⁿ :		Time interval (average months)	
Return day to disposition	12.6		
Date claimed for trial list to jury trial	18.2		
Date claimed for trial list to non-jury trial	18.7		

Boldface headings indicate the classifications used by the NCSP.
N/A = This case type is handled by the court, but the data are unavailable.

^bParticular court or reporting system information:
The 1976 reporting year for civil cases ended on August 31, 1976. Consequently, there is a two-month overlap for the civil category between the data reported in the 1976 annual report and the 1977 annual report.

^cCase definition or unit of count:
A civil case is counted with the filing of a petition or complaint.
The criminal case unit of count is the number of defendants on the information, indictment, or complaint.
A jury trial is counted when the jury is sworn.
A non-jury trial is counted when the first witness is sworn.

^fBeginning pending figure for the 1977 court year does not equal the end pending figure for the 1976 court year:
The difference in civil pending data is because of the change in the reporting period as indicated above.

^gChange in pending does not equal the difference between filings and dispositions:
Figures are as given in the annual report.

ⁱData are not complete:
Total civil and grand total pending and disposed figures do not include small claims cases. Small claims data are included only in the filing figures.

^mCategories for disposition type or trial data:
Civil trial data are given only for family docket and nonfamily docket cases.

ⁿTime interval or age of pending data:
Time interval data are given only for family docket and nonfamily docket cases.

Source: Chief Court Administrator, Judicial Department, Biennial Report of the Connecticut Judicial Department 1976-78 (Hartford, Connecticut: 1979). Statistics are from the biennial report except that totals have been computed where necessary.

CONNECTICUT PROBATE COURT
 Court of limited jurisdiction
 129 courts, 129 judges
 July 1, 1976 to June 30, 1977

	Beginning pending	Filed	Disposed	End pending
Civil^d:				
Domestic relations:				
Adoption:				
Adoptions and terminations	N/A	2,255	N/A	N/A
Other domestic relations:				
Marriages (permission and waiver)	N/A	842	N/A	N/A
Total	N/A	3,097	N/A	N/A
Estate:				
Probate/wills/intestate:				
Decedent's estate	N/A	33,078	N/A	N/A
Guardianship/conservatorship/trusteeship:				
Guardians	N/A	1,970	N/A	N/A
Conservators	N/A	4,084	N/A	N/A
Trustees	N/A	6,083	N/A	N/A
Total	N/A	12,137	N/A	N/A
Total	N/A	45,215	N/A	N/A
Mental health:				
Commitments	N/A	1,921	N/A	N/A
Total civil	N/A	50,233	N/A	N/A
Grand total	N/A	50,233 ^k	N/A	N/A

Boldface headings indicate the classifications used by the NCSP.
 N/A = This case type is handled by the court, but the data are unavailable.

^dCase definition or unit of count:
 A civil case is counted with the filing of a petition or complaint.

^kAdditional information:
 In addition the court handled 8,515 passport applications.

Source: Chief Court Administrator, Judicial Department, Biennial Report of the Connecticut Judicial Department 1976-78 (Hartford, Connecticut: 1979). Statistics are from the biennial report except that totals have been computed where necessary.

CONNECTICUT JUVENILE COURT
 Court of limited jurisdiction
 3 courts, 6 judges
 July 1, 1976 to June 30, 1977

	Beginning pending	Filed	Disposed	End pending
Civil^d:				
Domestic relations:				
Other domestic relations:				
Termination of parental rights	38	151	145	44
Total civil	38	151	145	44
Juvenile:				
Criminal-type offense:				
Delinquency	5,163 ^l	12,434	13,551	4,046 ^l
Non-offense:				
Neglect	344	654	714	284
Revocation of commitments	116	241	243	114
Total	460	895	957	398
Total juvenile	5,623	13,329	14,508	4,444
Grand total	5,661	13,480	14,653	4,488

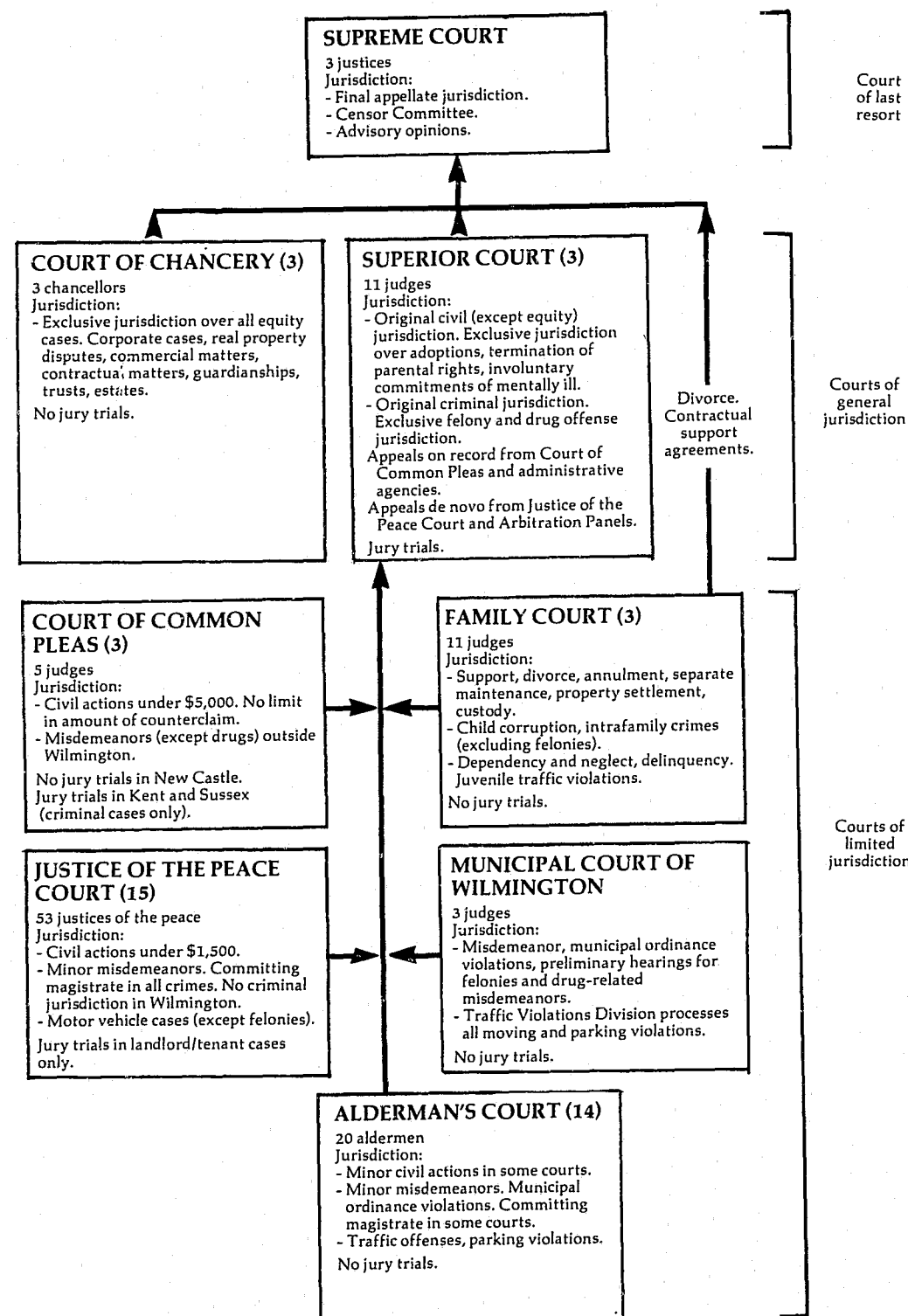
Boldface headings indicate the classifications used by the NCSP.

^dCase definition:
 A civil case is counted with the filing of a petition or complaint.

^lSpecial source or revision in the data:
 Delinquency pending figures were supplied by the administrative office of the court during data verification.

Source: Chief Court Administrator, Judicial Department, Biennial Report of the Connecticut Judicial Department 1976-78 (Hartford, Connecticut: 1979). Statistics are from the biennial report except that totals have been computed where necessary, and additional data were supplied by the administrative office of the court during data verification.

DELAWARE COURT SYSTEM, 1977



↑ Indicates route of appeal.

DELAWARE SUPREME COURT Court of last resort 3 Justices January 1, 1977 to December 31, 1977

	Beginning pending	Filed	Disposed	End pending
Cases:				
Appeals:				
Civil	186	251	207	230
Criminal	100	113	109	104
Total appeals	286	364	316	334
Other cases:				
Original proceedings	(3)	(3)	(3)	(3)
Total other cases	(3)	(3)	(3)	(3)
Total cases	286	364	316	334

Boldface headings indicate the classifications used by the NCSP.

Explanation of data included in the category:
Civil appeals include original applications, advisory opinions, and certifications.

Source: Director, Administrative Office of the Courts, 1977, 1978 Annual Report of the Delaware Judiciary (Wilmington, Delaware: 1977, 1978). Data are reported quarterly; calendar year 1977 was computed from quarterly information.

DELAWARE COURT OF CHANCERY* Court of general jurisdiction 3 counties, 3 chancellors July 1, 1976 to June 30, 1977

	Beginning pending	Filed	Disposed	End pending
Civil^d:				
Estate:				
Probate/wills/intestate:				
Estates	2,935	1,700	1,883	2,752
Guardianship/conservatorship/trusteeship:				
Guardians for minors	1,065	139	128	1,076
Guardians for infirm	597	127	84	640
Trusts	1,872	161	127	1,906
Trustees for mentally ill	160	11	9	162
Total	3,694	438	348	3,784
Other estate:				
Other matters	294	98	108	284
Total	6,923	2,236	2,339	6,820
Other civil:				
Civil cases ^j	649	368	339	678
Total civil	7,572	2,604	2,678	7,498
Grand total	7,572	2,604	2,678	7,498

Boldface headings indicate the classifications used by the NCSP.

^dCase definition or unit of count:
A civil case is counted with the filing of a petition or complaint.

^jExplanation of data included in the category:
Civil cases include corporate cases, equity, real property disputes (boundaries and title), commercial matters, contractual matters, Delaware's "Sunshine Law," etc. Corporate matters take up most of the time.

^kAdditional information:
This profile does not include referrals to the Public Guardian by the Court of Chancery. In the fiscal year 1976-77 there were 28 beginning pending, 80 filed, 64 disposed, and 44 end pending cases for the Public Guardian. The 80 filed cases were 15 guardianships and 65 investigations.

Source: Director, Administrative Office of the Courts, 1977 Annual Report of the Delaware Judiciary (Wilmington, Delaware: 1977). Statistics are from the annual report except that totals have been computed where necessary.

DELAWARE SUPERIOR COURT
Court of general jurisdiction
3 counties, 11 judges
July 1, 1976 to June 30, 1977

	Beginning pending	Filed	Disposed	End pending
Civil^d:				
Law:	2,147 ^l	1,891	1,691	2,347 ^l
Complaints				412
Real property rights:	447 ^l	648	683	
Mechanic's liens and mortgages				
Domestic relations:				3
Marriage dissolution:	92 ^{fl}	0	89	
Divorce ^a				150 ^l
Other domestic relations:	160	385	395	153 ^l
Terminations and adoptions	252 ^{fl}	385	484	
Total				92
Mental health:	20	337	265	293 ^l
Involuntary commitments ^j	240 ^l	232	179	
Appeal				126 ^l
Other civil:	104 ^l	331	309	
Miscellaneous				3,423 ^l
Total civil	3,210 ^{fl}	3,824	3,611	
Criminal^d:				
Felony/misdemeanor:	1,357	4,097	3,860	1,594 ^k
Criminal ^j	(3)	(3)	(3)	
Appeal				1,594
Total criminal	1,357	4,097	3,860 ^k	
Grand total	4,567 ^{fl}	7,921	7,471	5,017 ^l

Criminal dispositions^k

Criminal	Trial ^{dk}			Jury trial:	Total
	Jury	Non-jury	Total		
	319	79	398	217	
				36	
				59	
				15	
				46	
				4	
				27	
				5	
				2,415	
				42	
				856	
				72	
				25	
				40	
				1	

Time interval (days)

	Mean	Median ⁿ
Criminal:		
Arrest to disposition ^m	101.10	91.00
Indictment to disposition ⁿ	77.80	61.50
Length of trial	1.76	N/A

Boldface headings indicate the classifications used by the NCSP.
N/A = This case type is handled by the court, but the data are unavailable.
X = The data for this case type are known to be included in the total but were not available by category.

- ^aCourt jurisdiction:
The Family court assumed jurisdiction over divorces in November 1975.
- ^dCase definition or unit of count:
A civil case is counted with the filing of a petition or complaint.
The criminal case unit of count is the number of defendants on the information, indictment, transfer, appeal, or reinstatement. A defendant with a consecutively numbered series of informations, appeals, or transfers filed on the same day would be counted as one defendant.
A jury trial is counted when the jury is sworn.
A non-jury trial is counted at the point when an opening statement or the introduction of any evidence occurs.
A non-jury trial is counted at the point when an opening statement or the introduction of any evidence occurs.
^fBeginning pending figure for the 1977 court year does not equal the ending pending figure for the 1976 court year.
Pending data were adjusted by the Delaware court administrative office to reflect the results of an audit performed in Kent County in 1979.
- ^jExplanation of data included in the category:
Involuntary commitment proceedings are held only in New Castle County.
Criminal cases include appeals that are tried de novo.
- ^kAdditional information:
The number of pending criminal defendants displayed includes those which are triable and not triable. There were 668 triable defendants pending at the end of the 1977 fiscal year. These cases were never actually before the Superior Court. The cases were not counted with the other criminal dispositions because these cases were never actually before the Superior Court. The cases had been bound over to Superior Court either because probable cause was found at the preliminary hearing, or because the preliminary hearing was waived, but either the Attorney General then decided not to seek indictment, or the grand jury ignored the indictment. The trial information counts the number of trials held. More than one defendant's case may be disposed of by a single trial. There were 366 defendants whose cases were disposed of by jury trial, and 83 whose cases were disposed of by non-jury trial.
- ^lSpecial source or revision in the data:
The pending figures were supplied by the state court administrative office during the process of data verification. These figures were obtained as a result of an audit done in Kent County. Prior to that audit, a breakdown of pending cases by case type was not available for Kent County.
- ^mInformation on disposition type or trial data:
"No final disposition" cases are hung juries, mistrials, and remands.
- ⁿAge of pending or time interval data:
Arrest to disposition times include all defendants.
Indictment to disposition times include indicted defendants only.
Median time values were calculated using the grouped medians method.

Source: Director, Administrative Office of the Courts, 1977 Annual Report of the Delaware Judiciary (Wilmington, Delaware: 1977). Statistics are from the annual report except that totals have been computed where necessary, and additional data were supplied by the administrative office of the courts during data verification.

DELAWARE COURT OF COMMON PLEAS
Court of limited jurisdiction
3 courts, 5 judges
July 1, 1976 to June 30, 1977

	Beginning pending	Filed	Disposed	End pending
Civil^d:				
Tort:				
Auto tort	X	382	X	X
Other civil	X	3,030	X	X
Total civil	2,166	3,412	3,899	1,679
Criminal^d:				
Misdemeanor:				
Criminal	944	6,325	6,279	990
Total criminal	944	6,325	6,279	990
Grand total	3,110	9,737	10,178	2,669

Criminal	Trial ^d		
	Jury ^a	Non-jury	Total
	47	6,232	6,279

Boldface headings indicate the classifications used by the NCSP.
X = The data for this case type are known to be included in the total but were not available by category.

- ^aCourt jurisdiction:
Jury trials are not handled in the New Castle County Court of Common Pleas; jury trials for criminal cases are held in Kent and Sussex Counties. If a jury demand is made in New Castle County, the case is transferred to the Superior Court.
- ^dCase definition or unit of count:
A civil case is counted with the filing of a petition or complaint.
The criminal case unit of count is the number of charges.
A jury trial is counted when the jury is sworn.
A non-jury trial is counted if the case is not disposed of by a jury trial. Disposition by guilty plea, nolle prosequi, dismissal, etc., are all counted as non-jury trials.

Source: Director, Administrative Office of the Courts, 1977 Annual Report of the Delaware Judiciary (Wilmington, Delaware: 1977). Statistics are from the annual report except that totals have been computed where necessary.

MUNICIPAL COURT OF WILMINGTON, DELAWARE
Court of limited jurisdiction
1 court, 3 judges
July 1, 1976 to June 30, 1977

	Beginning pending	Filed	Disposed	End pending
Criminal^d:				
Other criminal:				
Criminal ^j	453	9,540	9,435	558
Total criminal	453	9,540	9,435	558
Traffic:				
Total trafficked ^j	515	11,055	11,152	418
Grand total	968	20,595	20,587	976

Boldface headings indicate the classifications used by the NCSP.

- ^dCase definition or unit of count:
The criminal case unit of count is the number of charges.
- ^jExplanation of data included in the category:
Criminal cases include misdemeanors, ordinance violations, and preliminary hearings.
Traffic cases include traffic violations and parking.
- Source: Director, Administrative Office of the Courts, 1977 Annual Report of the Delaware Judiciary (Wilmington, Delaware: 1977). Statistics are from the annual report except that totals have been computed where necessary.

DELAWARE FAMILY COURT^k
Court of limited jurisdiction
3 courts, 11 judges
July 1, 1976 to June 30, 1977

	Beginning pending	Filed	Disposed ^k	End pending ^k
Civil^d:				
Domestic relations:				
Marriage dissolution:				
Divorce and annulments	969	3,357	N/A	N/A
Other civil	X	X	N/A	N/A
Total civil	X	X	N/A	N/A
Criminal^d:				
Other criminal:				
Adult criminal	X	X	N/A	N/A
.....	X	X	N/A	N/A
Total criminal				
Traffic^d:				
Other traffic violation:				
Traffic--juvenile	266	X	N/A	N/A
Total traffic	266	X	N/A	N/A
Juvenile^d:				
Total juvenile	2,380	X	N/A	N/A
Grand total	5,325	24,513	N/A	N/A

Boldface headings indicate the classifications used by the NCSP.
N/A = This case type is handled by the court, but the data are unavailable.
X = The data for this case type are known to be included in the total but were not available by category.

^dCase definition or unit of count:
A civil case is counted with the filing of a petition or complaint.
The criminal, traffic, and juvenile unit of count was changed. Formerly, each complaint was counted as a separate petition; now multiple complaints arising from a single incident are counted as a single petition.

^kAdditional information:
Kent and Sussex County figures are estimates, except for divorces and annulments, because the new method of counting petitions was initiated in December, 1976 in those two counties. In New Castle County the new counting method was in effect for the entire fiscal year. Disposed and end pending figures were not compiled because of the change in the method of counting petitions.

Source: Director, Administrative Office of the Courts, 1977 Annual Report of the Delaware Judiciary (Wilmington, Delaware: 1977). Statistics are from the annual report except that totals have been computed where necessary.

DELAWARE JUSTICE OF THE PEACE COURT
Court of limited jurisdiction
15 courts, 53 justices of the peace
July 1, 1976 to June 30, 1977

	Beginning pending	Filed	Disposed	End pending
Civil^d:				
Total civil	9,928 ^{f1}	15,480 ^l	14,636	10,772 ^l
Criminal^d:				
Misdemeanor:				
Title 11 criminal	X	17,323 ^k	X	X
Preliminary hearing	X	1,175	X	X
Other criminal:				
Title 7 fish/game	X	1,785	X	X
Other	X	2,913	X	X
Total	X	4,698	X	X
Total criminal	X	23,196	X	X
Traffic:				
Total traffic	X	72,749	X	X
Grand total	10,406^{f1}	111,425^l	110,576	11,255^l

(continued on next page)

Delaware Justice of the Peace Court (continued)

Boldface headings indicate the classifications used by the NCSP.
X = The data for this case type are known to be included in the total but were not available by category.

^dCase definition or unit of count:
A civil case is counted with the filing of a petition or complaint.
The criminal case unit of count is the number of charges.

^fBeginning pending figure for the 1977 court year does not equal the end pending figure for the 1976 court year:
The difference is due to adjustments made in the data as the result of an audit conducted in 1978.

^kAdditional information:
Preliminary hearings were held in 3,795 of the misdemeanor cases.

^lSpecial source or revision in the data:
Civil and grand total pending and filed figures were corrected as the result of an audit of cases conducted in 1978.

Source: Director, Administrative Office of the Courts, 1977 Annual Report of the Delaware Judiciary (Wilmington, Delaware: 1977). Statistics are from the annual report except that totals have been computed where necessary, and corrections were made by the administrative office of the courts during the process of data verification.

DELAWARE ALDERMAN'S COURT
Court of limited jurisdiction
14^k courts, 20 aldermen
July 1, 1976 to June 30, 1977

	Beginning pending	Filed	Disposed	End pending
Civil^d:				
Small claims:				
Other	N/A	N/A	323	N/A
Total civil	N/A	N/A	323	N/A
Criminal^d:				
Misdemeanor:				
Criminal	N/A	N/A	1,228	N/A
Total criminal	N/A	N/A	1,228	N/A
Traffic:				
Total traffic	N/A	N/A	12,974	N/A
Grand total	N/A	N/A	14,525	N/A

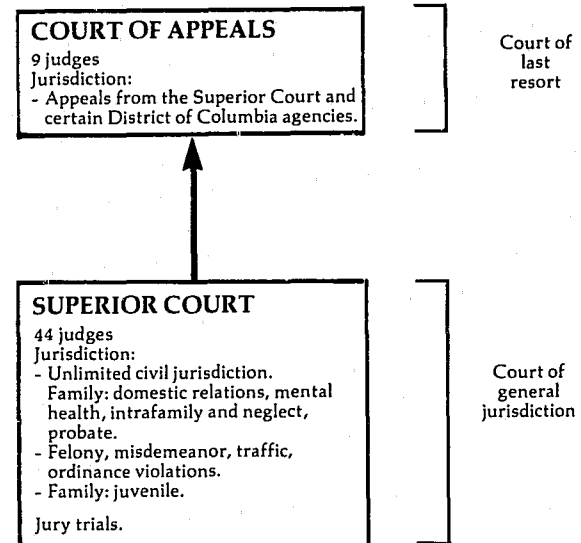
Boldface headings indicate the classifications used by the NCSP.
N/A = This case type is handled by the court, but the data are unavailable.

^dCase definition or unit of count:
A civil case is counted with the filing of a petition or complaint.
The criminal case unit of count is the number of charges.

^kAdditional information:
In addition to the 14 active courts, there were 3 courts which were not active during fiscal year 1976-77 but which have been active in the recent past.

Source: Director, Administrative Office of the Courts, 1977 Annual Report of the Delaware Judiciary (Wilmington, Delaware: 1977). Statistics are from the annual report except that totals have been computed where necessary.

DISTRICT OF COLUMBIA COURT SYSTEM, 1977



↑ Indicates route of appeal.

DISTRICT OF COLUMBIA COURT OF APPEALS Court of last resort 9 judges January 1, 1977 to December 31, 1977

	Beginning pending	Filed	Disposed	End pending
Cases:				
Appeals:				
Civil	X	473	X	X
Criminal	X	684	X	X
Appeal of administrative agency case:				
Agency	X	170	X	X
Total appeals ^j	1,122 ^{fh}	1,327	1,288	1,161 ^l
Other cases:				
Original proceedings:				
Disciplinary	0	26	26	0
Requests to appeal:				
Petitions for review	(1)	(1)	(1)	(1)
Total other cases	0	26	26	0
Total cases	1,122^{fh}	1,353	1,314	1,161^l
Other proceedings:				
Other matters:				
Procedural motions	0	6,551	6,551	0
Substantive motions	0	1,609	1,609	0
Total	0	8,160	8,160	0
Total other proceedings	0	8,160	8,160	0
<u>Manner of disposition</u>		<u>Time interval (average days)</u>		
Opinion	279	Notice of appeal to filing of record	103	
Judgment	474	Filing of record until briefing is completed	124	
By order	535	Completed briefing to argument or submission	103	
		Argument or submission to decision	126	
		Notice of appeal to decision	456	

Boldface headings indicate the classifications used by the NCSF.
X - The data for this case type are known to be included in the total but were not available by category.
^fBeginning pending figure for the 1977 court year does not equal the end pending figure for the 1976 court year: Figure is as computed from data given in the annual report and by the administrative office of the court.
^hFigure was computed: The beginning pending figure was computed using filed, disposed, and end pending data.
^jExplanation of data included in the category: Appeals include appeals and petitions for review.
^lSpecial source or revision in the data: The end pending figure was supplied by the administrative office of the court during data verification.
Source: Joint Committee on Judicial Administration in the District of Columbia and Executive Officer, 1977 Annual Report (Washington, D.C.). Statistics are from the annual report except that totals have been computed where necessary, and additional data were supplied by the administrative office of the court during data verification.

DISTRICT OF COLUMBIA SUPERIOR COURT^a
Court of general jurisdiction
1 court, 44 judges
January 1, 1977 to December 31, 1977

	Beginning pending	Filed	Disposed	End pending
Civil^d:				
Law:				
Civil jury	3,930	3,528	3,621	3,837
Civil non-jury	1,129	1,820	1,826	1,123
Total	5,059	5,348	5,447	4,960
Small claims	2,063	33,735	33,886 ¹	1,912
Real property rights:				
Landlord and tenant	301 ^f	110,461	110,539	2358
Domestic relations:				
Marriage dissolution:				
Divorce	4,831	4,334	3,554	5,611
Support/custody:				
Support	676	405	494	587
Reciprocal support	879	1,062	830	1,111
Total	1,555	1,467	1,324	1,698
Adoption	210	404	391	223
Other domestic relations:				
Paternity	395	410	445	360
Intrafamily ^j	515 ^f	815	721	609
Total	910	1,225	1,166	969
Total	7,506 ^f	7,430	6,435	8,501
Estate:				
Probate/wills/intestates:				
Decedents' estates	N/A	2,352	N/A	N/A
Guardianship/conservatorship/trusteeship:				
Minors' estates	N/A	150	N/A	N/A
Total	N/A	2,502	N/A	N/A
Mental health:				
Judicial petitions	104	686	726	698
Appeal:				
Appeal of administrative agency case:				
Civil tax	118	62	46	134 ^k
Criminal tax	522	363 ^k	577	3118 ^k
Total	640	425	623	4458
Extraordinary writ:				
Habeas corpus	26	17	20	23
Other civil:				
Auditor-master division	333	1,340	1,154	519
Total civil	16,032 ^{f1}	161,944	158,830 ^d	16,6648 ^d
Criminal^{d,j}:				
Felony	1,476	3,417	3,405	1,488
Misdemeanor	3,221	12,872	13,349	2,744
Ordinance violation:				
Major triable District of Columbia cases	34	120	93	61
Other District of Columbia cases	248	2,978	2,904	322
Total	282	3,098	2,997	383
Preliminary hearing	177	7,786	7,815	148
Other criminal:				
Special operations ^l	48	1,867	1,863	52
Total criminal	5,204	29,040	29,429	4,815
Traffic^l:				
Other traffic violation:				
Major triable traffic	1,454	6,019	5,710	1,763
Other traffic	5,413	114,507	115,098	4,822
Total	6,867	120,526	120,808	6,585
Total traffic	6,867	120,526	120,808	6,585
Juvenile:				
Criminal-type offense:				
Delinquency	818	5,276	5,406	680
Status offense:				
Person in need of supervision	105 ¹	474	509	70 ^h
Non-offense:				
Neglect	181	539	551	1688
Total juvenile	1,104	6,289	6,466	926 ⁸
Grand total	29,207 ^{f1}	317,799	315,533 ^d	28,9908 ^d

Traffic dispositions

Other traffic violation:	Time interval (average months)
Guilty plea	9,859
Dismissed by court	6,144
Nolle prosequi	14,797
No paper	1,120
Transfer rule 105	8
Absconded	2,879
Security forfeit	7,814
Other ^m	76,735

Time trial could be had after case was placed on calendar:
Civil jury

(continued on next page)

District of Columbia Superior Court (continued)

Civil ^m :	Trial ^d			Civil dispositions ⁿ			Real property rights
	Jury	Non-jury	Total	Law	Small claims		
Law	241	238	479	1,961	0		44,074
Small claims	—	874	874	942	995		0
Real property rights	2	54	56	213	0		0
Total	243	1,166	1,409				
Criminal:							
Felony	593	42	635	984	0		0
Misdemeanor	433	380	813	138	0		0
Ordinance violation	3	59	62	150	0		210
Total	1,029	481	1,510				
Traffic:							
Other traffic violation	49	1,403	1,452	51	243		0
Grand total	1,321	3,050	4,371	94	2,035		11,213
				72	0		0
				26	0		0
				157	11,957		54,617
				31	0		0
				34	0		0
				0	0		11,208
				30	0		0

Criminal dispositions

	Felony	Misdemeanor	Ordinance violation	Preliminary hearing	Extraordinary writ	Total
Guilty plea	2,016	3,353	187	—	—	5,556
Dismissed by court	33	769	175	—	12	989
Dismissed prior to adjudication or hearing	300	—	—	136	—	436
Nolle prosequi	30	4,039	574	531	265	5,439
No paper	—	2,469	1,352	2,532	—	6,353
Transfer Rule 105	—	420	3	—	—	423
Absconded	272	1,258	61	110	16	1,717
Mental observation	—	92	11	93	—	196
Security forfeit	—	—	559	—	—	559
Certified U.S. Magistrate	—	—	—	104	0	104
Indictment filed	—	—	—	64	—	64
Extradiction waived	—	—	—	—	619	619
Extradiction granted	—	—	—	—	37	37
Extradiction denied	—	—	—	—	1	1
Special proceedings granted	—	—	—	—	781	781
Special proceedings denied	—	—	—	—	132	132
Held for grand jury	—	—	—	3,305	—	3,305
Waived for grand jury	—	—	—	686	—	686
No probable cause	—	—	—	111	—	111
Other	119	136	13	143	0	411

Boldface heading indicate the classifications used by the NCSF.

N/A = This case type is handled by the court, but the data are unavailable.

— = Not applicable.

^aCourt jurisdiction:

Superior Court data are displayed according to case types, not court divisions as they exist in the Superior Court. Civil Division handles civil jury, civil non-jury, small claims, and landlord and tenant cases. Family Division handles divorce, adoption, paternity, support, reciprocal support, intrafamily, judicial petitions, habeas corpus, delinquency, neglect, and person in need of supervision cases. Probate Division handles decedent's estates and minor's estates cases. Tax Division handles civil tax and criminal tax cases. Criminal Division handles all criminal and traffic cases.

^dCase definition or unit of count:

A civil case is counted when it is placed on the calendar (has reached issue).
The criminal case unit of count is the number of defendants on the information, indictment, or complaint.
A jury trial is counted if tried to verdict.

A non-jury trial is counted if tried to decision.

^fBeginning pending figure for the 1977 court year does not equal the end pending figure for the 1976 court year:

The difference is due to adjustments made by the administrative office of the court.

⁸Changes in pending does not equal the difference between filings and dispositions:

Figures are as reported in the annual report.

^hFigure was computed:

End pending figure was computed from beginning pending, filed, and disposed data.

ⁱData are not complete:

Total civil and grand total pending and disposed figures do not include estate cases. Estate cases are included in the filing figures.

^jExplanation of data included in the category:

Intrafamily includes 476 "return to files" cases.

Special operations include 934 fugitive from justice complaints, writs of habeas corpus, extradition of out of state witnesses, adversary hearings, and show cause of contempt proceedings.

Criminal and traffic cases filed include new filings and reinstated cases.

^kAdditional information:

There were 12,862 civil actions filed, while 5,348 were calendared.

The 363 criminal tax cases filed indicate the number of charges brought against 64 individuals and organizations.

Of the 134 civil tax cases pending, 29 are held on the reserve calendar by order of this court, 15 are held under advisement, 5 have not been brought to issue, and the remaining 85 are awaiting judgment. This figure includes an administrative adjustment of +3 charges.

In addition, there were 24,428 criminal warrants issued.

^lSpecial source or revision in data:

Small claims disposed figure was corrected during data verification process by the court administrative office.

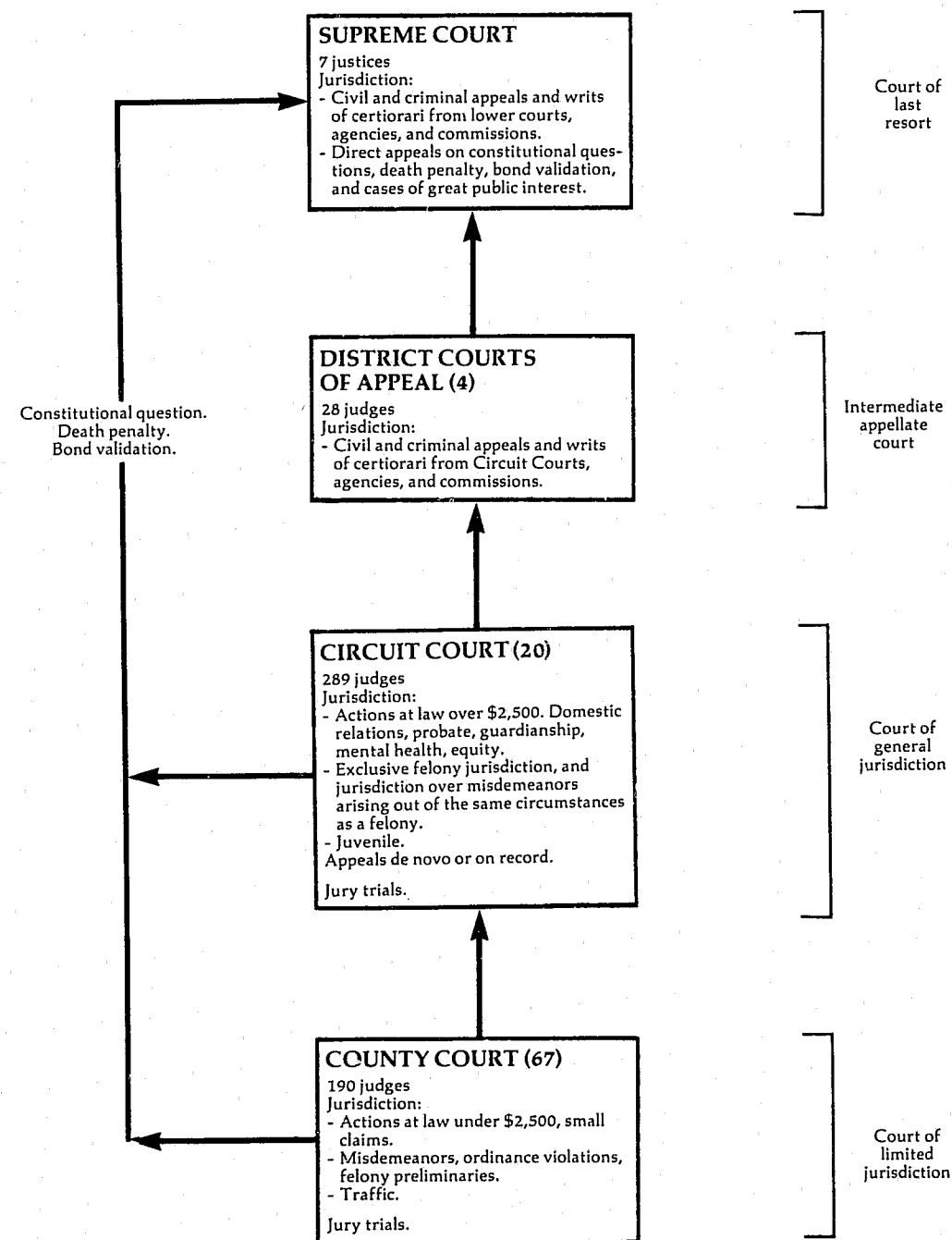
Persons in need of supervision beginning pending figure is the end pending figure for 1976 from the 1976 District of Columbia annual report.

^mCategories for dispositions type or trial data:

Other traffic dispositions are defendants whose cases are in the traffic summons stage in accordance with procedures outlined in the Traffic Violation Notice System.

Source: Joint Committee on Judicial Administration in the District of Columbia and Executive Officer, 1977 Annual Report (Washington, D.C.). Statistics are from the annual report except that totals have been computed where necessary, and corrections were made during the data verification process.

FLORIDA COURT SYSTEM, 1977



↑ Indicates route of appeal.

FLORIDA SUPREME COURT Court of last resort 7 Justices January 1, 1977 to December 31, 1977

	Beginning pending	Filed	Disposed	End pending
Cases:				
Appeals	X	291	223	X
Total appeals	X	291	223	X
Other cases:				
Original proceedings:				
Habeas corpus:				
Habeas corpus	X	245	270	X
Mandamus	X	55	62	X
Prohibition	X	20	17	X
Board of bar examiners	X	76	67	X
Other	X	20	23	X
Total	X	416	439	X
Disciplinary:				
Florida Bar	X	117	105	X
Advisory opinion:				
Certified questions	X	10	14	X
Total	X	543	558	X
Requests to appeal:				
Petitions for writs of certiorari from:				
District Courts of Appeal	X	1,196	1,143	X
Circuit Court	X	12	15	X
Appeal of administrative agency case:				
Industrial Relations Commission	X	178	158	X
Public Service Commission	X	33	22	X
Total	X	211	180	X
Other	X	0	0	X
Total	X	1,419	1,338	X
Total other cases	X	1,962	1,896	X
Total cases	985^f	2,253	2,119	1,119
Other proceedings:				
Rehearing requests:				
Petitions for rehearing	134 ^h	505	504	135
Total other proceedings	134^h	505	504	135
Manner of disposition		Status of pending cases		
Opinion:		Number of cases:		
Written opinion	199	Not perfected	255	
Per curiam	145	Ready for argument	55	
Total	344	Under consideration	809	
Disposition by order	1,775	Total	1,119	

Boldface headings indicate the classifications used by the NCSP.
 X = The data for this case type are known to be included in the total but were not available by category.
^fBeginning pending figure for the 1977 court year does not equal the end pending figure for the 1976 court year.
^hFigure was computed:
 Beginning pending figure was computed from filing, disposition, and end pending data.
 Source: Office of State Courts Administrator, Florida Judicial System Statistical Report 1977 (Tallahassee, Florida). Statistics are from the annual report except that totals have been computed where necessary.

FLORIDA DISTRICT COURTS OF APPEAL
Intermediate appellate court
4 districts, 28 judges
January 1, 1977 to December 31, 1977

	Beginning pending	Filed	Disposed	End pending
Cases:				
Appeals	X	8,228	8,025	X
Total appeals	X	8,228	8,025	X
Other cases:				
Original proceedings:				
Original jurisdiction:				
Other original writs	X	609	509	X
Advisory opinion:				
Other	X	75	22	X
Total	X	684	531	X
Requests to appeal:				
Certiorari	X	735	396	X
Total other cases	X	1,419	927	X
Total cases	6,069^f	9,647	8,952	6,764
Other proceedings:				
Rehearing requests:				
Petitions for rehearing	384 ^l	1,762	1,695	451 ^h
Total other proceedings	384 ^l	1,762	1,695	451 ^h
Manner of disposition				
Opinion:				
Written opinion		1,520		
Per curiam		1,444		
Total		2,964		
Voluntary dismissal (appeals)		1,383		
Per curiam without opinion		2,735		
Other		1,870		

Boldface headings indicate the classifications used by the NCSP.

X = The data for this case type are known to be included in the total but were not available by category.

^fBeginning pending figure for the 1977 court year does not equal the end pending figure for the 1976 court year:

Figure is as computed.

^hFigure was computed:

Pending figure was computed from filed, disposed, and other pending data.

^jExplanation of data included in the category:

"Other" category includes reinstated appeals and certified questions.

^lSpecial source or revision in data:

Beginning pending figure was taken from the 1976 annual report.

Source: Office of State Courts Administrator, Florida Judicial System Statistical Report 1976, 1977 (Tallahassee, Florida). Statistics are from the annual reports except that totals have been computed where necessary.

FLORIDA CIRCUIT COURT^b
Court of general jurisdiction
20 circuits, 289 judges
January 1, 1977 to December 31, 1977

	Beginning pending	Filed	Disposed	End pending
Civil:				
Tort:				
Professional tort:				
Medical malpractice	N/A	883	985	N/A
Other tort:				
Negligence	N/A	22,729	23,642	N/A
Total	N/A	23,612	24,627	N/A
Contract:				
Contracts and indebtedness	N/A	26,096	23,561	N/A
Real property rights:				
Eminent domain	N/A	1,716	1,862	N/A
Real property/mortgage foreclosure	N/A	17,678	17,557	N/A
Total	N/A	19,394	19,419	N/A
Domestic relations:				
Marriage dissolution:				
Dissolution and annulment	N/A	78,355	77,054	N/A
Estate:				
Probate/wills/intestates:				
Probate	N/A	35,244	35,677	N/A
Guardianship/conservatorship/trusteeship:				
Guardianship	N/A	4,731	3,347	N/A
Trusts	N/A	138	1,416	N/A
Total	N/A	4,869	4,763	N/A
Total	N/A	40,113	40,440	N/A
Mental health	N/A	12,128	11,860	N/A
Appeal	N/A	681	588	N/A
Other civil	N/A	49,701	48,845	N/A
Total civil	N/A	250,080	246,394	N/A
Criminal:				
Felony:				
Capital punishment crimes	N/A	701	480	N/A
Crimes against persons	N/A	20,314	17,402	N/A
Crimes against property	N/A	29,022	25,066	N/A
Drugs	N/A	17,885	15,941	N/A
Other felonies	N/A	23,979	21,273	N/A
Total	N/A	91,901	80,162	N/A
Appeal	N/A	625	459	N/A
Total criminal	N/A	92,526	80,621	N/A
Juvenile:				
Criminal-type offense:				
Delinquency	N/A	54,897	49,338	N/A
Status offense:				
Unmanageable	N/A	3,772	2,789	N/A
Non-offense:				
Dependency	N/A	17,602	13,186	N/A
Total juvenile	N/A	75,271	65,313	N/A
Grand total	N/A	418,877	392,328	N/A

Trial^d

	Jury	Non-jury	Total
Civil ^m	2,964	136,470	139,434
Criminal ^m (felony)	2,887	1,666	4,553
Total	5,851	138,136	143,987

Criminal (felony) dispositionsⁿ

	Jury trial:	Before trial:
Conviction	1,592	Convicted after plea ... 20,199
Acquitted or dismissed ..	938	Adjudication withheld .. 14,215
Convicted after plea	198	Dismissed
Adjudication withheld ...	159	Transferred to another court
Non-jury trial:		6,934
Conviction	562	Other
Acquitted or dismissed ..	592	5,328
Convicted after plea	234	
Adjudication withheld ...	278	

Civil dispositions

Dismissed before hearing

Dismissed before hearing

N/A = This case type is handled by the court, but the data are unavailable.

^bParticular court or reporting system information:

The data collection process for Florida was changed on February 1, 1977. The data collected for January were not used in the annual report. The January revised figures were calculated by the Office of the State Courts Administrator based upon the February to December data.

^dCase definition or unit of count:

A civil case is counted with the filing of a petition or complaint.

The criminal case unit of count is the number of defendants on the information, indictment, or complaint arising from a single criminal episode.

A jury trial is counted when the jury is sworn.

A non-jury trial is counted at the point when an opening statement or the introduction of any evidence occurs. All civil cases not disposed by jury trial or dismissed before trial are considered disposed by judge (non-jury trial).

^mCategories for disposition type or trial data:

Civil trial data do not include estate or appeal cases.

Criminal trial and disposition data totals do not include appeals.

Source: Office of State Courts Administrator, Florida Judicial System Statistical Report 1977 (Tallahassee, Florida). Statistics are from the annual report except that totals have been computed where necessary.

FLORIDA COUNTY COURTS^b
 Court of limited jurisdiction
 67 counties, 190 judges
 January 1, 1977 to December 31, 1977

	Beginning pending	Filed	Disposed	End pending
Civil^d:				
Law:				
Summary procedure ^j	N/A	176,405	171,546	N/A
Other civil cases ^j	N/A	46,410	41,825	N/A
Total	N/A	222,815	213,371	N/A
Total civil	N/A	222,815	213,371	N/A
Criminal^d:				
Misdemeanor	N/A	195,653	159,468	N/A
Ordinance violation:				
Municipal ordinance	N/A	45,252	36,955	N/A
County ordinance	N/A	15,403	17,566	N/A
Total	N/A	60,655	54,521	N/A
Total criminal	N/A	256,308	213,989	N/A
Traffic:				
Other traffic violation:				
Civil infractions	N/A	1,504,199	1,378,036	N/A
Criminal cases	N/A	432,259	409,547	N/A
Total	N/A	1,936,458	1,787,583	N/A
Total traffic	N/A	1,936,458	1,787,583	N/A
Grand total	N/A	2,415,581	2,214,943	N/A

	Trial ^d		
	Jury	Non-jury	Total
Civil	62	132,856	132,918
Criminal	1,948	13,400	15,348
Traffic ^m	1,197	51,703	52,900
Total	3,207	197,959	201,166

Civil dispositions
 Dismissed before hearing ...80,453

Traffic dispositions	
Civil infractions:	
After hearing	210,778
Other than hearing	1,167,258
Criminal cases:	
Bond estreature	12,131
Plea	228,397
Other	116,119

Criminal dispositions	
Jury trial:	
Conviction	519
Acquittal or dismissed ..	899
Convicted after plea	383
Adjudication withheld ...	147
Non-jury trial:	
Conviction	5,435
Acquittal or dismissed ..	3,833
Convicted after plea	2,678
Adjudication withheld ...	1,454
Before trial:	
Convicted after plea	103,167
Adjudication withheld ...	19,025
Dismissed	50,499
Transferred to another court	2,077
Other	23,872

Boldface headings indicate the classifications used by the NCSP.
 N/A = This case type is handled by the court, but the data are unavailable.

^bParticular court or reporting system information:
 The data collection process for Florida was changed on February 1, 1977. The data collected for January were not used in the annual report. The January revised figures were calculated by the Office of the State Courts Administrator based upon the February to December data.

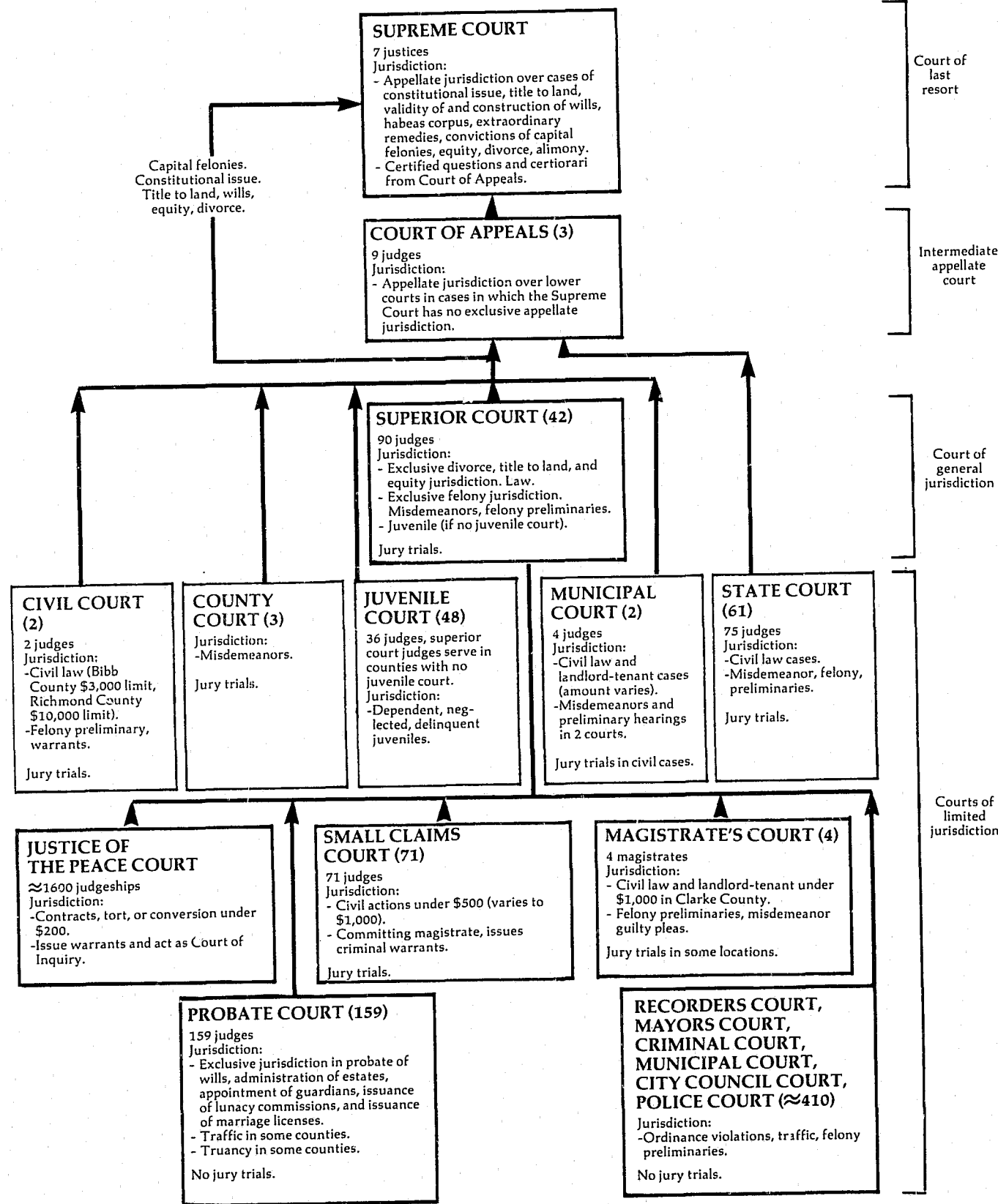
^cCase definition of unit of count:
 A civil case is counted with the filing of a petition or complaint.
 The criminal case unit of count is the number of defendants on the information, indictment, or complaint, from a single criminal episode.
 A jury trial is counted when the jury is sworn.
 A non-jury trial is counted at the point when an opening statement or the introduction of any evidence occurs. All civil cases not disposed by jury trial or dismissed before trial are considered disposed by judge (non-jury trial).

^jExplanation of data included in the category:
 Summary procedure cases are those involving \$0 to \$1,500 in damages.
 Other civil cases are those involving \$1,500 to \$2,500 as well as nonmonetary civil cases.

^mInformation on disposition type or trial data:
 Trials are held for criminal traffic cases only. Hearings are held for civil infractions; these hearings are not included with the trial data.

Source: Office of State Courts Administrator, Florida Judicial System Statistical Report 1977 (Tallahassee, Florida). Statistics are from the annual report except that totals have been computed where necessary.

GEORGIA COURT SYSTEM, 1977



↑ Indicates route of appeal.

GEORGIA SUPREME COURT^b Court of last resort 7 justices July 1, 1976 to June 30, 1977

	Beginning pending	Filed	Disposed	End pending
Cases:				
Appeals:				
Civil	191	560	571	180
Criminal	79	318	323	74
Total appeals	270	878	894	254
Other cases:				
Requests to appeal:				
Applications for certiorari	90	366	348	108
Applications (habeas corpus)	42	159	182	19
Applications for interlocutory appeal	9	93	96	38
Total	141	618	626	1306
Total other cases	141	618	626	1306
Total cases	411	1,496	1,520	3848
Manner of disposition				
Written opinion		734		
Orders		303		
Transfer		74		
Withdrawal		51		
Dismissed		18		

Boldface headings indicate the classifications used by the NCSF.

^bParticular court or reporting system information:
The Georgia Supreme Court has changed from calendar year to fiscal year as their court year for statistical reporting purposes. As a result, data reported for this court includes a six-month overlap with data for this court contained in the 1976 edition of this report. Change in pending does not equal the difference between filings and dispositions:
Figures are as given in the unpublished data.

Source: Unpublished data supplied by the clerk of the Supreme Court.

GEORGIA COURT OF APPEALS Intermediate appellate court 3 divisions, 9 judges January 1, 1977 to December 31, 1977

	Beginning pending	Filed	Disposed	End pending
Cases:				
Appeals:				
Civil	0	1,077	1,077	0
Criminal	0	634	634	0
Appeal of administrative agency case	0	125	125	0
Total appeals	0	1,836	1,836	0
Other cases:				
Original proceedings				
0	0	0	0	
Requests to appeal:				
Application in interlocutory matter	0	296	296	0
Total other cases	0	296	296	0
Total cases	0	2,132	2,132	0

Disposition of appeals	
Affirmed	1,028
Reversed	394
Remanded	20
Reversed and remanded	27
Affirmed in part/reversed in part	60
Dismissed, withdrawn, or stricken from docket	234
Transfer to Supreme Court	73

Boldface headings indicate the classifications used by the NCSF.

Source: Unpublished data provided by the clerk of the Court of Appeals. Statistics are from the unpublished data except that totals have been computed where necessary.

GEORGIA SUPERIOR COURT¹
Court of general jurisdiction
42 circuits, 90 judges
July 1, 1976 to June 30, 1977

	Beginning pending ²	Filed	Disposed ⁴	End pending ⁴
Civil^d:				
Domestic relations	37,293 ^h	53,235	47,270	43,258
Other civil:				
Civil general	38,087 ^h	32,931	28,570	42,448
Independent motions	15,393 ^h	18,178	14,841	18,730
Total	53,480 ^h	51,109	43,411	61,178
Total civil	90,773 ^h	104,344	90,681	104,436
Criminal^d:				
Felony	13,405 ^h	30,291	27,665	16,031
Misdemeanor	8,423 ^h	15,698	14,549	9,572
Total criminal	21,828 ^h	45,989	42,214	25,603
Traffic:				
Total traffic	3,082 ^h	11,138	11,075	3,145
Grand total	115,683 ^h	161,471	143,970	133,184

	Trial ^{d,m}			Civil dispositions ^{1,m}		Traffic dispositions ^{1,m}	
	Jury	Non-jury	Total	Before trial judgment	Dismissal or settlement	Plea	Dead docket ²
Civil:							
Domestic relations	321	30,139	30,460				
Other civil	1,685	7,603	9,288				
Total	2,006	37,742	39,748	7,721	9,089		
Criminal (counts):							
Felony	2,638	358	2,996	17,213	16,910		
Misdemeanor	192	164	356	24,934	25,999		
Total	2,830	522	3,352				
Traffic (counts):							
Traffic (counts)	70	23	93				
Grand total	4,906	38,287	43,193				
Criminal dispositions^{1,m}							
Plea	24,242	7,905	32,147				
Bond	—	2,472	2,472				
Dismissal	6,756	4,769	11,525				
Dead docket ²	X	X	1				

Boldface headings indicate the classifications used by the NCSF.
X = The data for this case type are known to be included in the total but were not available by category.
— = Not applicable.

- ¹Judge information:
Superior Court judges handle juvenile cases in those counties without Juvenile Courts. These cases are included on the Juvenile Court statistical profile.
- ²Case definition or unit of count:
A civil case is counted with the filing of a petition or complaint.
The criminal case unit of count is the number of defendants on the indictment or accusation.
A jury trial is counted if tried to verdict.
A non-jury trial is counted if tried to decision.
- ³Figure was computed:
Beginning pending figure was computed from filing, disposition, and end pending data.
- ⁴Data are not complete:
Beginning pending figure represents only cases filed between July 1, 1970, and June 30, 1976 that were not disposed prior to July 1, 1976.
Disposed and end pending figures represent only cases filed between July 1, 1970, and June 30, 1977 that were either disposed during or still pending at the end of 1977.
- ⁵Special source or revision in data:
All trial and disposition information was supplied by the state court administrative office during the process of data verification.
- ⁶Information on disposition type or trial data:
"Dead docket" refers to criminal or traffic cases which were placed on inactive status.
Trial and disposition category figures do not equal total dispositions for other civil, criminal, and traffic cases as a result of the use of differing counting methods in some circuits. Figures for trials and types of dispositions are given by the number of counts involved.

Source: Administrative Office of the Courts, Fourth Annual Report (Atlanta, Georgia: February, 1978), and unpublished data provided by the administrative office of the courts. Statistics are from the annual report and unpublished data except that totals have been computed where necessary.

GEORGIA STATE COURT¹ AND COUNTY COURT
Court of limited jurisdiction
61 courts, 75 judges; 3 courts
July 1, 1976 to June 30, 1977

	Beginning pending	Filed	Disposed	End pending
Civil^d:				
Civil general	25,933 ^h	67,225	63,769	29,391
Independent motion ²	12,179 ^h	47,714	43,609	16,284
Total civil	38,114 ^h	114,939	107,378	45,675
Criminal^d:				
Misdemeanor	X	63,353	55,853	X
Total criminal	X	63,353	55,853	X
Traffic:				
Total traffic	X	155,713	151,195	X
Grand total	80,347 ^h	334,005	314,426	99,926

Trial ^{d,m}			Civil dispositions ^{1,m}		Traffic dispositions ^{1,m}	
Jury	Non-jury	Total	Judgment	Dismissal	Plea	Dead docket ²
Civil	949	4,199	5,148			
Criminal	729	2,108	2,837			
Traffic	276	4,432	4,708	84,780	24,550	
Total	1,954	10,739	12,693			
Criminal dispositions^{1,m}						
Plea		34,407				
Bond		6,106				
Dismissal/nolle prosequi		13,286				
Dead docket ²		2,089				

Boldface headings indicate the classifications used by the NCSF.
X = The data for this case type are known to be included in the total but were not available by category.

- ¹Particular court or reporting system information:
Independent motion cases were first counted in fiscal year 1977.
- ²Case definition or unit of count:
A civil case is counted with the filing of a petition or complaint.
The criminal case unit of count is the number of defendants on the indictment or accusation.
A jury trial is counted if tried to verdict.
A non-jury trial is counted if tried to decision.
- ³Figure was computed:
Beginning pending figures were computed from filed, disposed, and end pending data given in the annual report.
- ⁴Data are not complete:
Figures do not include the State Court of DeKalb County.
- ⁵Special source or revision in data:
All end pending, trial, and type of disposition information was supplied by the state court administrative office during the process of data verification.
- ⁶Information on disposition type or trial data:
"Dead docket" refers to criminal or traffic cases which were put on inactive status.
Trial and disposition category figures do not equal total dispositions for civil, criminal, and traffic cases as a result of the use of differing counting methods. Figures for trials and types of dispositions are given by the number of counts involved.
- Source: Administrative Office of the Courts, Fourth Annual Report (Atlanta, Georgia: February, 1978); and unpublished data provided by the administrative office of the courts. Statistics are from the annual report and unpublished data except that totals have been computed where necessary.

GEORGIA PROBATE COURT¹
 Court of limited jurisdiction
 159 counties, 159 judges
 July 1, 1976 to June 30, 1977

	Beginning pending	Filed	Disposed	End pending
Civil:	N/A	N/A	N/A	N/A
Estate	N/A	N/A	N/A	N/A
Total civil				
Criminal^d:	X	3,470	3,501	X
Misdemeanor	X	3,470	3,501	X
Total criminal				
Traffic:				
Total traffic	X	116,152	114,549	X
Grand total	8,489^{h1}	119,622ⁱ	118,050ⁱ	10,061ⁱ

	Trial ^{d1m}			Criminal dispositions ^{1m}		Traffic dispositions ^{1m}	
	Jury	Non-jury	Total	Plea	Bond	Dismissal/nolle prosequi	Dead docket
Criminal	--	27	27	1,170	2,052	266	1
Traffic	--	496	496				
Total	--	523	523				

Boldface headings indicate the classifications used by the NCSP.
 N/A = This case type is handled by the court, but the data are unavailable.
 X = The data for this case type are known to be included in the total but were not available by category.
 -- = Not applicable.

^dCase definition or unit of count:
 The criminal case unit of count is the number of defendants on the indictment or accusation.
 A non-jury trial is counted if tried to decision.
^hFigure was computed:
 Beginning pending figure was calculated from filed, disposed, and end pending data.
ⁱData are not complete:
 Grand total figures do not include civil cases. Although civil cases are handled by the Probate Court, no data concerning them were available for inclusion in the court profile.
¹Special source or revision in data:
 Corrections were made to all caseload inventory data for this court during the process of data verification.
 Trial and disposition type data were supplied by the state court administrative office during data verification.
^mInformation on disposition type or trial data:
 "Dead docket" refers to criminal or traffic cases which were put on inactive status.
 Trial and disposition category figures do not equal total dispositions for criminal and traffic cases as a result of the use of different counting methods. Figures for trials and types of dispositions are given by the number of counts involved.
 Source: Administrative Office of the Courts, Fourth Annual Report (Atlanta, Georgia: February, 1978). Statistics are from the annual report except that totals have been computed where necessary, and additional data and corrections were supplied by the administrative office of the court during data verification.

GEORGIA JUVENILE COURT¹
 Court of limited jurisdiction
 48 courts, 36^c judges
 July 1, 1976 to June 30, 1977

	Beginning pending	Filed ^j	Disposed ^j	End pending
Traffic:				
Other traffic violation	X	2,982 ⁱ	2,789 ⁱ	X
Juvenile traffic	X	2,982 ⁱ	2,789 ⁱ	X
Total traffic				
Juvenile:				
Criminal-type offense:				
Delinquent	X	14,851 ⁱ	16,207 ⁱ	X
Status offenses:				
Unruly	X	5,435 ⁱ	5,608 ⁱ	X
Non-offense:				
Deprived	X	1,305 ⁱ	2,267 ⁱ	X
Other juveniles:				
Special proceedings	X	1,069 ⁱ	878 ⁱ	X
Total juvenile	X	22,660 ⁱ	24,960 ⁱ	X
Grand total	6,278^{h1}	25,642ⁱ	27,749ⁱ	4,171ⁱ¹

(continued on next page)

Georgia Juvenile Court (continued)

Boldface headings indicate the classifications used by the NCSP.
 X = The data for this case type are known to be included in the total but were not available by category.

^cJudge information:
 There were 7 full-time and 29 part-time Juvenile Court judges, 6 State Court judges, 37 Superior Court judges, and 19 appointed referees serving as Juvenile Court judges and handling cases.
 Superior Court judges handle juvenile cases in those counties without a separate Juvenile Court. Those cases are included in these Juvenile Court figures.
^hFigure was computed:
 Beginning pending figure was computed from filed, disposed, and end pending data.
ⁱData are not complete:
 Data were not available for Stone Mountain Circuit. Waycross Circuit reported filings only.
^jExplanation of data included in the category:
 Filed figures are the number of children against which formal petitions were filed in Superior, State, or Juvenile Courts.
 Disposed figures are the number of counts disposed in formal petition hearings conducted by Superior, State, or Juvenile Court judges.
¹Special source or revision in data:
 The total end pending figure was supplied by the state court administrative office during data verification.

Source: The Administrative Office of the Courts, Fourth Annual Report (Atlanta, Georgia: February, 1978). Statistics are from the annual report except that totals have been computed where necessary, and additional information was supplied by the administrative office of the courts during data verification.

GEORGIA MUNICIPAL COURT
 Court of limited jurisdiction
 2 courts, 4 judges
 July 1, 1976 to June 30, 1977

There were no data available for cases handled in the Municipal Court for fiscal year 1977.

GEORGIA CIVIL COURT
 Court of limited jurisdiction
 2 courts, 2 judges
 July 1, 1976 to June 30, 1977

There were no data available for cases handled in the Civil Court for fiscal year 1977.

GEORGIA SMALL CLAIMS COURT
 Court of limited jurisdiction
 71 courts, 71 judges
 July 1, 1976 to June 30, 1977

There were no data available for cases handled in the Small Claims Court for fiscal year 1977.

GEORGIA MAGISTRATE'S COURT
 Court of limited jurisdiction
 4 courts, 4 magistrates
 July 1, 1976 to June 30, 1977

There were no data available for cases handled in the Magistrate's Court for fiscal year 1977.

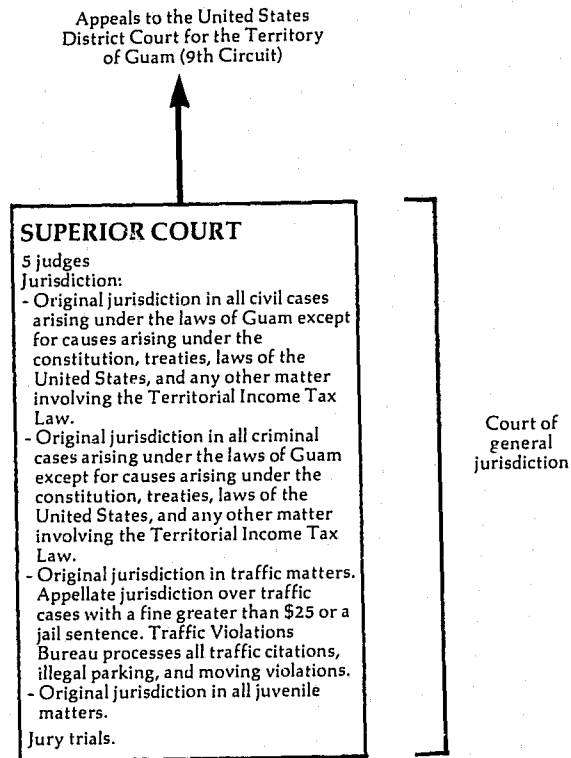
GEORGIA JUSTICE OF THE PEACE COURT
 Court of limited jurisdiction
 ≈1600 judgeships
 July 1, 1976 to June 30, 1977

There were no data available for cases handled in the Justice of the Peace Court for fiscal year 1977.

**GEORGIA RECORDER'S COURT, MAYOR'S COURT, MUNICIPAL COURT,
 CITY COUNCIL COURT, POLICE COURT, AND CRIMINAL COURT**
 Court of limited jurisdiction
 ≈410 courts
 July 1, 1976 to June 30, 1977

There were no data available for cases handled in the Recorder's Court, Mayor's Court, Municipal Court, City Council Court, Police Court, or Criminal Court for fiscal year 1977.

GUAM COURT SYSTEM, 1977



↑ Indicates route of appeal.

GUAM SUPERIOR COURT
Court of general jurisdiction
1 court, 5 judges
January 1, 1977 to December 31, 1977

	Beginning pending	Filed	Disposed	End pending
Civil^d:				
Law:				
Civil	1,793	1,067	656	2,204
Small claims	1,912	2,257	1,211	2,958
Real property rights:				
Land registration	143	39	50	132
Domestic relations:				
Domestics	269	692	524	437
Estate	754	166	93	827
Other civil:				
Special proceedings	276	600	521	355
Total civil	5,147	4,771	3,055	6,913
Criminal^d:				
Felony	173	356	310	219
Misdemeanor	523	369	750	142
Total criminal	696	725	1,060	361
Traffic:				
Total traffic	2,878	15,877	15,452	3,303
Juvenile:				
Criminal-type offense:				
Juvenile delinquency	85	273	214	144
Other juvenile:				
Juvenile special proceedings	171	217	151	237
Total juvenile	256	490	365	381
Grand total	8,977	21,863	19,932	10,958

Boldface headings indicate the classifications used by the NCSP.

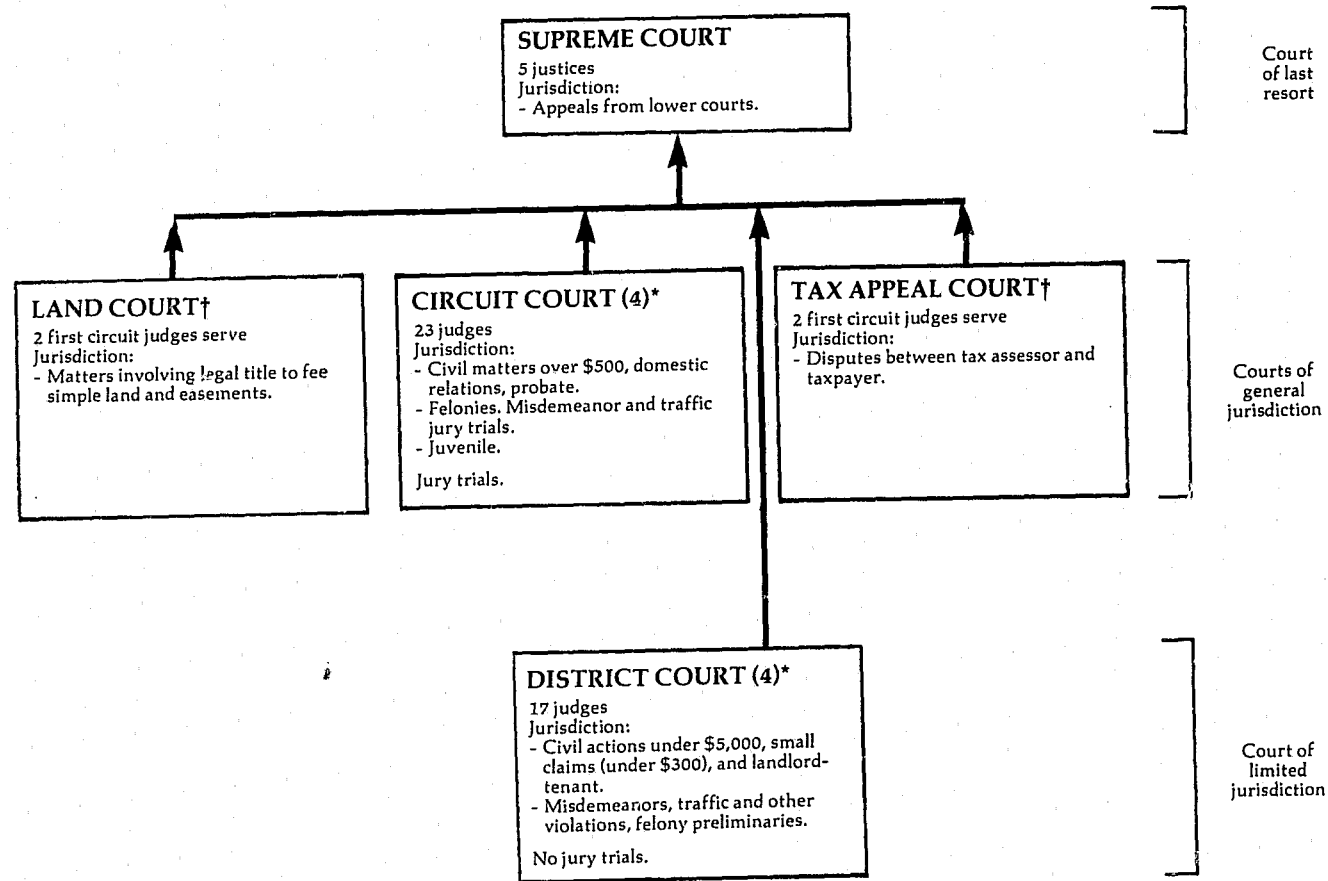
^dCase definition or unit of count:

A civil case is counted with the filing of a petition or complaint.

The criminal case unit of count is the number of informations, indictments, or complaints.

Source: Superior Court of Guam, 1979 Judicial Plan (Agana, Guam). Statistics are from the Judicial Plan except that totals have been computed where necessary.

HAWAII COURT SYSTEM, 1977



↑ Indicates route of appeal
 † The Land Court and Tax Appeal Court hear special cases, but are considered general jurisdiction courts for this report because circuit judges serve.
 * The Circuit Court and District Court are both courts of record. District Courts hear high volume cases. Circuit Courts hear all jury trials. For purposes of this report, the Circuit courts are considered courts of general jurisdiction since they handle felony cases.

HAWAII SUPREME COURT Court of last resort 5 justices July 1, 1976 to June 30, 1977

	Beginning pending	Filed	Disposed	End pending
Cases:				
Appeals:				
Civil	196	184	97	283
Criminal:				
Criminal	111	114	41	184
Traffic	9	5	6	8
Total	120	119	47	192
Total appeals	316	303	144	475
Other cases¹:				
Original proceedings:				
Original jurisdiction:				
Habeas corpus	11	51	21	4 ¹
Prohibition	21	41	41	21
Mandamus	0 ¹	11	0 ¹	1 ¹
Other	1	3	3	1
Total	4	13	9	8
Requests to appeal				
Total other cases	4	13	9	8
Total cases	320	316	153	483
Other proceedings:				
Rehearing requests	2	13	13	2
Other matters:				
Motions	26	421	397	50
Total other proceedings	28	434	410	52

	Manner of disposition					Disposition of cases		Appeals
	Written opinion ²	Motion to dismiss granted	Withdrawals and discontinued	Other	Total	Affirmed (including reversed in part and modified and affirmed)	Reversals (including remands)	
Appeals:								
Civil	55	1	39	2	97	54	22	
Criminal:								
Criminal	22	1	18	0	41			11
Traffic	5	0	1	0	6			
Original proceedings ..	5	0	1	3	9			
Rehearing requests	3	0	0	10	13			
Motions	17	0	0	380	397			
Total	107	2	59	395	563			

Time interval¹ (average months)

	Civil	Criminal	Other
Appeal filed to regular opinion filed	25.3	20.7	29.3
Appeal filed to memorandum opinion filed	17.4	12.4	0.0

Boldface headings indicate the classifications used by the NCSP.
¹Special source or revision in data:
 Data were supplied by the office of the clerk of the Supreme Court.
²Categories for disposition type or trial data:
 Written opinions include both full and per curiam opinions. There were 118 opinions written on 107 cases.
 Source: Administrative Director of the Courts, State of Hawaii: Annual Report 1976-1977 (Honolulu, Hawaii: 1978), and unpublished data provided by the clerk of court. Source of case data is included in the annual report. Statistics are from the annual report and unpublished data except that totals have been computed where necessary, and additional data have been supplied during verification by the clerk of court.

HAWAII CIRCUIT COURT
Court of general jurisdiction
4 circuits, 23^c judges
July 1, 1976 to June 30, 1977

	Beginning pending	Filed	Disposed	End pending
Civil^d:				
Tort:				
Auto tort:				
Personal injury or property damage or both, motor vehicle ..	1,376	655	763	1,268
Other tort:				
Personal injury or property damage or both, non-motor vehicle ..	897	414	444	867
Total	2,273	1,069	1,207	2,135
Contract	1,778	1,428	1,327	1,879
Real property rights:				
Condemnation	133	131	44	220
Land ^j	9	0	0	9
Mechanics' and materialmen's lien	131	198	152	177
Total	273	329	196	406
Domestic relations:				
Marriage dissolution:				
Divorce	2,592	5,548	5,193	2,947
Annulment	22	13	31	13
Separation and separate maintenance	92	143	115	120
Total	2,706	5,713	5,339	3,080
Support/custody:				
Uniform reciprocal enforcement	383	1,338	1,060	661
Adoption:				
Adoption proceedings	409	721	694	436
Other domestic relations:				
Paternity/parental proceedings	298	764	436	625
Miscellaneous proceedings--Family Court ^j	534	1,197	1,009	722
Adults' referrals	284	700	368	368
Supplemental proceedings--Family Court	1,761	2,088	1,711	2,138
Total	2,877	4,833	3,856	3,854
Total	6,375	12,605	10,949	8,031
Estate:				
Probate/wills/intestate:				
Regular probate	2,312	922	816	2,418
Small estate over \$700	439	502	479	462
Small estate under \$700	253	296	290	259
Total	3,004	1,720	1,585	3,139
Guardianship/conservatorship/trusteeship:				
Guardianship proceedings	4,022	315	294	4,043
Total	7,026	2,035	1,879	7,182
Mental health	(j)	(j)	(j)	(j)
Other civil:				
Naturalization	183	723	690	216
Other civil action	1,980	1,458	1,068	2,370
Other special proceedings	421	309	99	631
Supplemental proceedings ^j	825	681	494	1,012
District Court transfers ^j	117	126	86	157
Total	3,526	3,297	2,437	4,386
Total civil	21,251	20,763	17,995	24,019
Criminal^d:				
Felony ¹	1,622	1,656	1,271	2,007
Misdemeanor ¹	468	297	235	530
Other criminal:				
Criminal actions in Family Court	15	39	24	30
Total criminal	2,105	1,992	1,530	2,567
Traffic:				
DWI/DUI:				
Driving under the influence	9	12	10	11
Other traffic violation:				
Traffic offenses	34	21	16	39
Juvenile traffic	70	75	100	45
Total	104	96	116	84
Total traffic	113	108	126	95

(Continued on next page)

Hawaii Circuit Court (continued)

Juvenile:				
Criminal-type offense:				
Law violation	2,121	5,157	5,242	2,036
Status offense:				
Needing protective supervision	461	1,478	1,421	518
Non-offense:				
Needing services	150	191	174	167
Other juvenile:				
Other	95	282	239	138
Supplemental proceedings	449	861	861	555
Total	544	1,249	1,100	693
Total juvenile	3,276	8,075	7,937	3,414
Grand total	26,745	30,938	27,588	30,095

Trial ^d	Trial ^d			Criminal dispositions			
	Jury	Non-jury	Total	Felony and Misdemeanor	Other criminal	Total	
Civil:							
Tort:							
Auto tort	29	10	39	618	2	620	
Other tort	27	21	48	62	6	68	
Total	56	31	87	368	15	383	
Contract	6	45	51				
Real property rights	1	4	5				
Domestic relations	8	10	18				
Other civil	24	75	99				
Total civil	95	165	260				
Criminal:							
Felony and misdemeanor	239	97	336				
Other criminal	0	1	1				
Total criminal	239	98	337				
Traffic:							
DWI/DUI	3	0	3				
Other traffic violation	2	1	3				
Total traffic	5	1	6				
Grand total	339	264	603				

Civil dispositions	Civil dispositions						
	Auto tort	Other tort	Contract	Real property rights	Domestic relations	Estate	Other civil
Contested hearing	0	0	0	12	1,378	8	77
Uncontested hearing	5	1	46	24	5,526	1,339	806
Dismissal	544	296	530	36	--	21	691
No service	16	11	34	0	--	--	24
No answer	45	19	396	1	--	--	100
No statement of readiness	11	13	56	0	--	--	42
No trial held	76	32	44	2	471	--	37
Counseling service	--	--	--	--	685	--	--
Total	685	685	685	685	685	685	685

Juvenile dispositions	Juvenile dispositions				
	Criminal-type offense	Status offense	Non-offense	Other juvenile	Total
Contested hearing	654	16	13	2	685
Uncontested hearing	2,145	269	140	665	3,219
Counseling service	2,134	1,079	14	142	3,369

Boldface headings indicate the classifications used by the NCSP.
-- = Not applicable.

^cJudge information:
There are a total of 23 (16 circuit, 2 family, and 5 district family) judges that hear Circuit Court proper and Family Court cases. In the first circuit, Family Court cases are heard by the 2 Family Court and 5 District Family Court judges. In the other three circuits, both circuit and district court judges hear Family Court cases in addition to their regular assignments. All Family Court data are included with the Circuit Court data on this table and in the summary tables in Part I of this report.

^dCase definition or unit of count:
A civil case is counted with the filing of a petition or complaint.
The criminal case unit of count is the number of defendants on the information or indictment.
A jury trial is counted when the jury is sworn.
A non-jury trial is counted at the point when an opening statement or the introduction of any evidence occurs.

^jExplanation of data included in the category:
Land cases handled by the Land Court are not included.
Miscellaneous family contains mental health cases.
Supplemental proceedings in the other civil category include supplemental proceedings on criminal as well as civil cases.
District Court transfers are cases initiated in the District Court that demand a jury trial.

¹Special source or revision in data:
Data breakdown for felony and misdemeanor cases was obtained by telephone from the administrative office of the courts.

Source: Administrative Director of the Courts, State of Hawaii: Annual Report 1976-1977 (Honolulu, Hawaii: 1978). Statistics are from the annual report except that totals have been computed where necessary, and additional data were supplied by the state court administrative office during data verification.

HAWAII LAND COURT¹
Court of general jurisdiction
2 first circuit judges serve
July 1, 1976 to June 30, 1977

	Beginning pending	Filed	Disposed	End pending
Civil^d:				
Real property rights:				
Contested land registration cases	87	44	48	83
Total civil	87	44	48	83
Grand total^k	87	44	48	83

Boldface headings indicate the classifications used by the NCSP.

^aCourt jurisdiction: Data for the Land Court are included with the general jurisdiction courts because circuit judges serve. The Circuit Court also handles some land cases.

^dCase definition or unit of count: A civil case is counted with the filing of a petition or complaint.

^kAdditional information: In addition to the 44 contested land registrations filed, there were 2,467 ex parte petitions filed.

Source: Administrative Director of the Courts, State of Hawaii: Annual Report 1976-1977 (Honolulu, Hawaii: 1978). Statistics are from the annual report except that totals have been computed where necessary.

HAWAII TAX APPEAL COURT¹
Court of general jurisdiction
2 first circuit judges serve
July 1, 1976 to June 30, 1977

	Beginning pending	Filed	Disposed	End pending
Civil^d:				
Appeal:				
Appeal of administrative agency case	30	43	48	25
Total civil	30	43	48	25
Grand total	30	43	48	25

Boldface headings indicate the classifications used by the NCSP.

^aCourt jurisdiction: Data for the Tax Appeal Court are included with the general jurisdiction courts because circuit judges serve.

^dCase definition or unit of count: A civil case is counted with the filing of a petition or complaint.

Source: Administrative Director of the Courts, State of Hawaii: Annual Report 1976-1977 (Honolulu, Hawaii: 1978). Statistics are from the annual report except that totals have been computed where necessary.

HAWAII DISTRICT COURT
Court of limited jurisdiction
4 districts, 17^c judges
July 1, 1976 to June 30, 1977

	Beginning pending	Filed	Disposed	End pending
Civil^d:				
Tort	962	859	671	1,150
Contract				
Assumpsit	3,760	8,004	7,644	4,120
Small claims	467	1,279	1,254	492
Real property rights:				
Summary possession	667	690	573	784
Appeal:				
Appeal of administrative agency case:				
Nonpayment of taxes	252	47	47	252
Other civil	65	135	141	59
Total civil	6,173	11,014	10,330	6,857
Criminal^d:				
Misdemeanor	X	X	15,802	X
Ordinance violation:				
Other violations	588	19,238	18,926	900
Preliminary hearing:				
Felony	X	X	917	X
Total criminal	4,080	36,585	35,645	5,020
Traffic:				
DWI/DUI:				
Driving under the influence	819	1,877	1,785	911
Parking	693	435,472	432,005	4,160
Other traffic violation:				
Moving arrest and citation	29,422	132,532	131,912	30,042
Non-moving	15,322	49,005	45,406	18,921
Total	44,744	181,537	177,318	48,963
Total traffic	46,256	618,886	611,108	54,034
Grand total	56,509	666,485	657,083	65,911

	Civil dispositions				Commitment to Circuit Court, jury trial demanded
	Non-jury trial ^d	Discontinuance/ dismissed	Default/ confession	Stricken	
Civil:					
Tort		325	245	0	31
Contract	70	1,809	5,678	1	22
Small claims	134	579	342	0	2
Real property rights	331	216	293	0	28
Appeal of administrative agency case	36	11	36	0	0
Other civil	9	84	47	0	1
Total	580	3,024	6,641	1	84

	Criminal dispositions			Traffic dispositions			
	Misdemeanor	Ordinance violation	Total	DWI/DUI	Parking violation	Other traffic violation	Total
Misdemeanor and ordinance violation:							
Nolle prosequi	1,063	524	1,587	32	1,100	1,528	2,660
Total conviction	6,995	955	7,950	1,501	12,523	49,279	63,303
Discharge/dismissal	4,995	1,765	6,760	117	46,415	21,904	68,436
Stricken	924	589	1,513	77	9,907	35,148	45,132
Bail forfeiture	1,523	14,893	16,416	45	361,856	69,324	431,225
Commitment to Circuit Court, jury trial demanded	302	200	502	13	204	135	352
Preliminary hearing:							
Stricken or discharged	--	--	251				
Committed to grand jury	--	--	462				
Committed to circuit court	--	--	204				

Boldface headings indicate the classification used by the NCSP.

X = The data for this case type are known to be included in the total but were not available by category.
-- = Not applicable.

^cJudge information:

The five district judges in the second, third, and fifth circuits hear Family Court cases in addition to their regular assignments. These Family Court cases are displayed with the Circuit Court data in this report.

^dCase definition or unit of count:

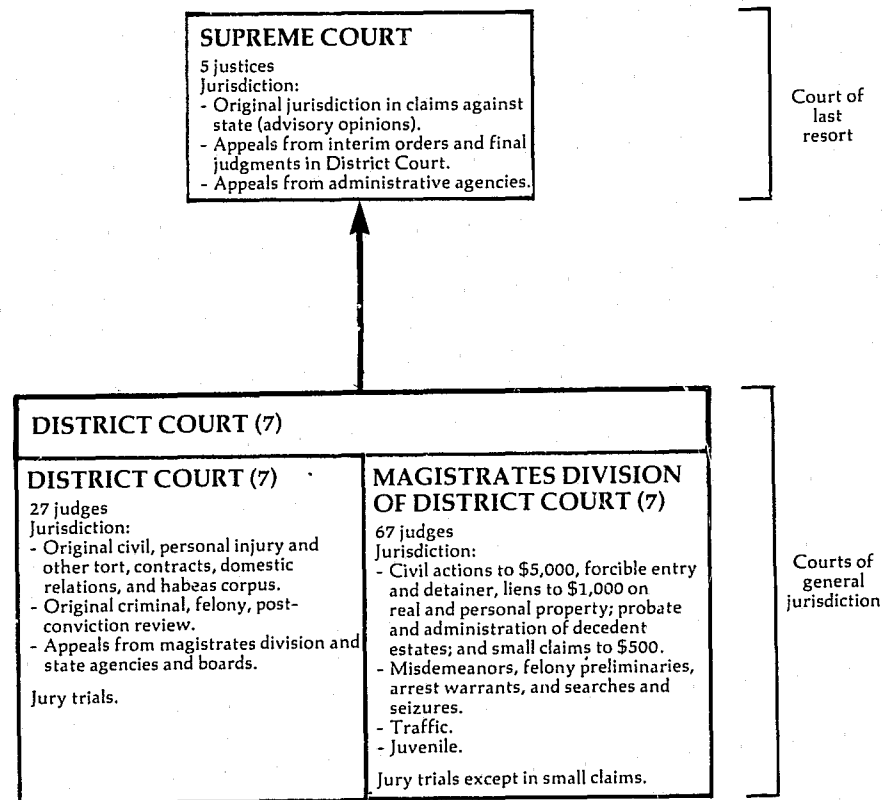
A civil case is counted with the filing of a petition or complaint.

The criminal case unit of count is the individual offense on the information or complaint.

A non-jury trial is counted at the point when an opening statement or the introduction of any evidence occurs.

Source: Administrative Director of the Courts, State of Hawaii: Annual Report 1976-1977 (Honolulu, Hawaii: 1978). Statistics are from the annual report except that totals have been computed where necessary.

IDAHO COURT SYSTEM, 1977



↑ Indicates route of appeal.

IDAHO SUPREME COURT Court of last resort 5 Justices January 1, 1977 to December 31, 1977

	Beginning pending	Filed ¹	Disposed	End pending
Cases:				
Appeals:				
Civil:				
Auto negligence	6	2	3	5
Other negligence	4	2	3	3
Tax appeals	10	1	2	9
Domestic relations	16	12	13	15
Environment/zoning	3	0	2	1
Other	185 ^f	175	117	243
Total	224^f	192	140	276
Criminal:				
Judgments	82 ^f	80	61	101
Other	14	21	18	17
Total	96^f	101	79	118
Postconviction remedy:				
Postconviction relief	7 ^f	3	5	5
Habeas corpus appeals	8	3	6	5
Total	15^f	6	11	10
Appeal of administrative agency case:				
Workmen's compensation	35	27	30	32
Public utility commission	9	8	4	13
Total	44	35	34	45
Juveniles:				
YRA and CPAJ	1	5	1	5
Other appeals:				
Interlocutory appeals	0	6	2	4
Total appeals	380^f	345	267	458
Other cases:				
Original proceedings:				
Original jurisdiction:				
Habeas corpus	0 ^f	7	5	2
Mandamus	4	10	10	4
Prohibition	3 ^f	3	5	1
Other	8	8	15	1
Total	15	28	35	8
Disciplinary matter:				
Disciplinary	4	1	2	3
Total	19	29	37	11
Requests to appeal	19	29	37	11
Total other cases	19	29	37	11
Total cases	399^f	374	304	469
Other proceedings:				
Rehearing requests	31 ^h	40	33	38 ¹
Other matters:				
Extension of time	266 ^h	486	480	272 ¹
Motion to dismiss	114 ^h	148	137	125 ¹
Other	269 ^h	429	392	306 ¹
Total	649^h	1,063	1,009	703¹
Total other proceedings	680	1,103	1,042	741

	Nanner of disposition				
	Civil and juvenile	Criminal and postconviction remedy	Administrative agency	Original jurisdiction	Total
Cases disposed with opinion	90	50	25	165	169 ¹
Number of majority opinions	78	23	17	118	122 ^m
Per curiam opinions	12	27	8	47	47 ^m
Cases disposed without opinion	53	40	9	102	133

Boldface headings indicate the classifications used by the NCSP.
Blank space = Not enough information is known. The case category may or may not be handled by the court.
N/A = This case type is handled by the court, but the data are unavailable.

^fBeginning pending figure for the 1977 court year does not equal the end pending figure for the 1976 court year: Corrections were made based on an inventory of cases.

^hFigure was computed:
Beginning pending figure was calculated from filing, disposition, and end pending data.

¹Explanation of data included in the category:

Filed figures include cases added and cases transferred.

YRA cases are juvenile delinquency cases filed under the Youth Rehabilitation Act. CPA cases involve dependent or neglected children petitions filed under the Child Protection Act.

¹Special source or revision in the data:

End pending data for other proceedings were supplied by the clerk of the court during data verification.

^mInformation on disposition type or trial data:

In addition to the 122 majority and 47 per curiam opinions, there were 27 dissenting and 21 special concurring opinions.

Source: Administrative Office of the Courts, The Idaho Courts 1977 Annual Report and The Idaho Courts 1977 Annual Report Appendix (Boise, Idaho). Statistics are from the annual report except that totals have been calculated where necessary, and additional data were supplied by the clerk of the court during data verification.

IDAHO DISTRICT COURT
Court of general jurisdiction
7 districts, 27 judges
January 1, 1977 to December 31, 1977

	Beginning pending	Filed	Disposed	End pending
Civil^d:				
Tort:		953	949	1,250
Personal injury/property damage	1,246 ^{fh}	3	0	3
Small claims	0 ^{fh}			
Domestic relations:		498	708	444
Support/custody:	654 ^{fh}	1	1	2
Support proceedings	2 ^{fh}			
Adoption				
Other domestic relations:	2,276 ^{fh}	2,487	3,315	1,448
Domestic relations	2,932 ^{fh}	2,986	4,024	1,894
Total				
Estate:		10	12	7
Probate/wills/intestate:	9 ^{fh}	6	8	2
Informal estate	4 ^{fh}	16	20	9
Formal estate	13 ^{fh}			
Total				
Guardianship/conservatorship/trusteeship:		2	3	2
Guardianship of minors	3 ^{fh}	2	1	2
Guardianship of incapacitated	1 ^h	4	4	4
Total	4 ^{fh}	20	24	13
Total	17 ^{fh}			
Appeal:		192	148	177
Appeal of trial court case:	133 ^{fh}	33	27	30
Civil appeal	24 ^{fh}	225	175	207
Special proceeding appeal	157 ^{fh}			
Total				58
Extraordinary writ:		136	140	
Habeas corpus	62 ^{fh}			
Other civil:		3,835	71	41
Other complaints and petitions	3,852 ^{fh}	82	3,733	4,066
All other special hearings	30 ^{fh}			
Total	3,882 ^{fh}	3,917	3,733	4,066
Total civil	8,296 ^{fh}	8,240	9,045	7,491
Criminal^d:			430	174
Felony:	164 ^{fh}	440	173	89
Felony--drug	74 ^{fh}	2,309	2,151	839
Felony--driving while intoxicated	681 ^{fh}	2,937	2,754	1,102
Other felony	919 ^{fh}			
Total				15
Misdemeanor:	47 ^{fh}	84	209	28
Misdemeanor--drug	30 ^{fh}	207	325	43
Other misdemeanor	77 ^{fh}	96	100	55
Total	59 ^{fh}			
Appeal				
Total criminal	1,055 ^{fh}	3,324	3,179	1,200
Traffic:		14	16	0
DUI/DWI:	2 ^{fh}			
Misdemeanor--driving while intoxicated			3	2
Other traffic violation:	2 ^{fh}			
Traffic		17	19	2
Total traffic	4 ^{fh}			
Juvenile:			0	2
Criminal-type offense:	1 ^{fh}			
Youth Rehabilitation Act--other			2	1
Non-offense:	1 ^{fh}	3	2	3
Child Protection Act				
Total juvenile	2 ^{fh}			
Grand total	9,357 ^{fh}	11,584	12,245	8,696

(continued on the next page)

Idaho District Court (continued)

Trial ^d		Time interval (average days)	
Civil:			
Tort	211	Criminal:	
Small claims	0	Felony	1,859
Domestic relations:		Misdemeanor	228
Support/custody	192	Appeal	42
Adoption	1	Total criminal	2,129
Other domestic relations	2,048	Traffic:	
Total	2,241	DUI/DWI	8
Estate:		Other traffic violation	1
Probate/wills/intestate	14	Total traffic	9
Guardianship/conservatorship	2	Juvenile:	
ship trusteeship	2	Criminal-type offense	0
Total	16	Non-offense	1
Appeal:		Total juvenile	1
Appeal of trial court case	81		
Extraordinary writ	33		
Other civil	1,258		
Total civil	3,840		
Grand total	5,979		

Boldface headings indicate the classification used by the NCSP.

^dCase definition or unit of count:

A civil case is counted with the filing of a petition or complaint.
The criminal case unit of count is the number of defendants on the information or indictment.
A trial is counted when it has officially begun (the jury is sworn or there is an opening statement or the introduction of any evidence).
Also included with the trial data are cases closed at hearings.

^fBeginning pending figure for the 1977 court year does not equal the end pending figure for the 1976 court year.
Corrections were made to end pending figures for the 1977 court year based on an inventory of cases. This caused the beginning pending figures for the 1977 court year, computed from filed, disposed, and end pending figures, to be different from end pending figures reported for 1976.

^hFigures were computed:

Beginning pending figures were computed from filing, disposition, and end pending data.

^jExplanation of data included in the category:

Special proceeding appeals may include some juvenile appeals.

Source: Administrative Office of the Courts, *The Idaho Courts 1977 Annual Report* (Boise, Idaho). Statistics are from the annual report except that totals have been computed where necessary.

IDAHO MAGISTRATES DIVISION OF DISTRICT COURT^a
Court of general jurisdiction
7 districts, 67 judges
January 1, 1977 to December 31, 1977

	Beginning pending	Filed	Disposed	End pending
Civil^d:				
Tort:			572	524
Personal injury/property damage	441 ^{fh}	655		
Small claims	2,196 ^{fh}	11,807	11,547	2,456
Domestic relations:			1,956	1,396
Support/custody:			1,079	263
Support proceedings	940 ^{fh}	2,412		
Adoption	237 ^{fh}	1,105		
Other domestic relations:			5,653	2,423
Domestic relations	1,661 ^{fh}	6,415	8,688	4,082
Total	2,838 ^{fh}	9,932		
Estate:			2,276	2,276
Probate/wills/intestate:			1,181	1,108
Informal estate	1,888 ^{fh}	2,664		
Formal estate	1,216 ^{fh}	1,073		
Total	3,104 ^{fh}	3,737	3,457	3,384
Guardianship/conservatorship/trusteeship:			154	257
Guardianship of minors	187 ^{fh}	224		
Guardianship of incapacitated	194 ^{fh}	188	161	221
Total	381 ^{fh}	412	315	478
Total	3,485 ^{fh}	4,149	3,772	3,862
Extraordinary writ:			10	5
Habeas corpus	6 ^{fh}	9		
Other civil:			9,504	6,360
Other complaints and petitions	5,802 ^{fh}	10,062	684	259
All other special hearings	260 ^{fh}	683		
Total	6,062 ^{fh}	10,745	10,188	6,619
Total civil	15,028 ^{fh}	37,297	34,777	17,548

(continued on next page)

Idaho Magistrates Division of District Court (continued)

Criminal ^d :				
Misdemeanor:				
Misdemeanor--drug	198 ^{fh}	1,148	1,142	204
Other misdemeanor	3,750 ^{fh}	19,562	19,368	3,944
Total	3,948 ^{fh}	20,710	20,510	4,148
Preliminary hearing:				
Felony--drug	86	619	633	72
Felony--driving while intoxicated	38 ^{fh}	280	269	49
Felony--all other	1,288 ^{fh}	4,511	4,258	1,541
Total	1,412 ^{fh}	5,410	5,160	1,662
Total criminal	5,360 ^{fh}	26,120	25,670	5,810
Traffic:				
DWI/DUI:				
Misdemeanor--driving while intoxicated	1,228 ^{fh}	7,561	7,196	1,593
Juvenile--driving while intoxicated	1	3	2	2
Total	1,229	7,564	7,198	1,595
Other traffic violations:				
Traffic--other than driving while intoxicated	3,784 ^{fh}	185,696	185,456	4,024
Total traffic	5,013 ^{fh}	193,260	192,654	5,619
Juvenile:				
Criminal-type offense:				
Youth Rehabilitation Act--drug	81 ^{fh}	238	259	60
Youth Rehabilitation Act--other	1,918 ^{fh}	7,024	6,886	2,056
Total	1,999 ^{fh}	7,262	7,145	2,116
Non-offense:				
Child Protection Act	252 ^{fh}	468	490	230
Total juvenile	2,251 ^{fh}	7,730	7,635	2,346
Grand total	27,652 ^{fh}	264,407	260,736	31,323

Trial^d

Civil:		Criminal:		Time interval (average days)	
Tort	79	Misdemeanor	14,057		
Small claims	7,100	Preliminary hearing	1,952		
Domestic relations:		Total criminal	16,009		
Support/custody	720	Traffic:		Days to disposition:	
Adoption	984	DWI/DUI	5,864	Civil	137
Other domestic relations	4,778	Other traffic violation ..	4,832	Criminal	66
Total	6,482	Total traffic	10,696		
Estate:		Juvenile:			
Probate/wills/intestate	1,828	Criminal-type offense	3,611		
Guardianship/conservator- ship trusteeship	238	Non-offense	309		
Total	2,066	Total juvenile	3,920		
Extraordinary writ	6				
Other civil	1,833				
Total civil	17,566				
Grand total	48,191				

Boldface headings indicate the classifications used by the NCSP.

^aCourt jurisdiction: The Magistrates Division is a division of the District Court and its data are included in the general jurisdiction section of the summary tables in Part I of this report.

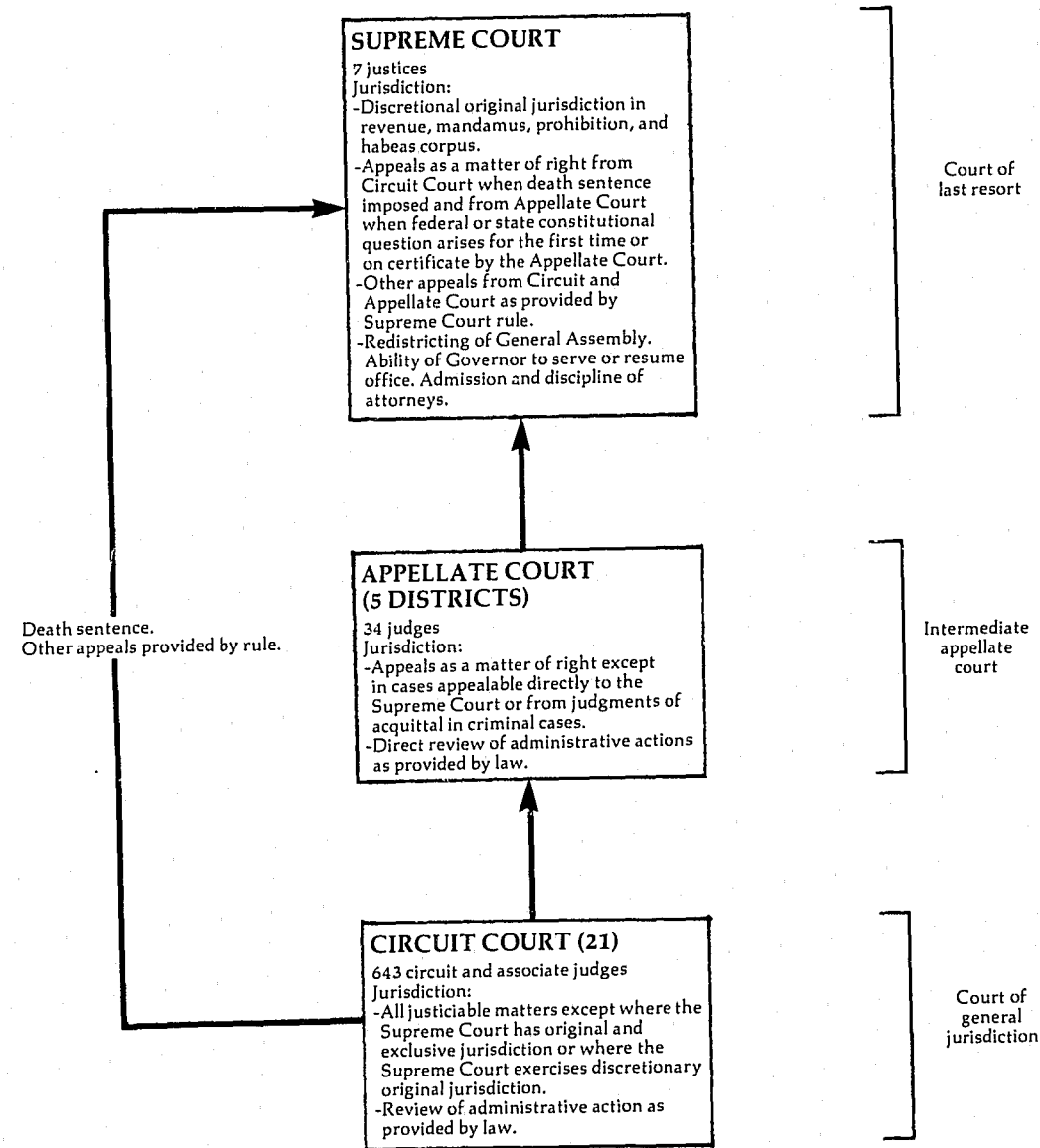
^cCase definition or unit of count: A civil case is counted with the filing of a petition or complaint. The criminal case unit of count is the number of defendants on the information, indictment, or complaint. A trial is counted when it is officially begun (the jury is sworn or there is an opening statement or the introduction of any evidence). Also included with the trial data are cases closed at hearings.

^fBeginning pending figure for the 1977 court year does not equal the end pending figure for the 1976 court year: Corrections were made to end pending figures for the 1977 court year based on an inventory of cases. This caused the beginning pending figures for the 1977 court year, computed from filed, disposed, and end pending figures, to be different from end pending figures reported for 1976.

^hFigures were computed: Beginning pending figures were computed from filing, disposition, and end pending data.

Source: Administrative Office of the Courts, The Idaho Courts 1977 Annual Report (Boise, Idaho). Statistics are from the annual report except that totals have been computed where necessary.

ILLINOIS COURT SYSTEM, 1977



↑ Indicates route of appeal.

ILLINOIS SUPREME COURT Court of last resort 7 justices January 1, 1977 to December 31, 1977

	Beginning pending	Filed	Disposed	End pending
Cases:				
Appeals:				
Civil:				
Application for leave to appeal allowed	50	(81) ^e	74	57
Action for motion in public interest case [Rule 302(b)] allowed	22	(16) ^e	26	12
Statute held invalid [Rules 302(a)(1), 603]	10	12	11	11
Certificate of importance	2	6	3	5
Total	84	18 (97)^e	114	85
Criminal:				
Application for leave to appeal allowed	54	(57) ^e	71	40
Action for motion in public interest case [Rule 302(b)] allowed	3	(1) ^e	4	0
Statute held invalid [Rules 302(a)(1), 603]	11	6	15	2
Certificate of importance [Rule 316]	0	0	0	0
Death penalty [Rule 603]	1	0	1	0
Total	69	6 (58)^e	91	42
Appeal of administrative agency case:				
Industrial Commission ^a [Rules 302(a)(2)]	34	40	32	42
Total appeals	187	64 (155)^e	237	169
Other cases:				
Original proceedings:				
Civil:				
Original action motions (including Rule 381 motions)	2	34	30 (2) ^e	4
Original action motions allowed	7	(2) ^e	8	1
Miscellaneous	0	10	10	0
Total civil	9	44 (2)^e	48 (2)^e	5
Criminal:				
Original action motions (including Rule 381 motions)	2	26	25 (2) ^e	1
Original action motions allowed	1	(2) ^e	3	0
Miscellaneous	0	19	19	0
Total criminal	3	45 (2)^e	47 (2)^e	1
Disciplinary matter:				
Attorney disciplinary	6	14	11	9
Total	18	103 (4)^e	106 (4)^e	15
Requests to appeal:				
Civil:				
Petition of leave to appeal	65	443	338 (81) ^e	89
Petition for public interest [Rule 302(b)] motion	0	47	30 (16) ^e	1
Total civil	65	490	368 (97)^e	90
Criminal:				
Petition for leave to appeal	81	475	404 (57) ^e	95
Petition for public interest [Rule 302(b)] motion	0	7	6 (1) ^e	0
Total criminal	81	482	410 (58)^e	95
Total	146	972	778 (155)^e	185
Total other cases	164	1,075 (4)^e	884 (159)^e	200
Total cases	351	1,139 (159)^e	1,121 (159)^e	369
Other proceedings:				
Rehearing requests:				
Petition for rehearing	N/A	N/A	68	N/A
Other matters:				
Other motions	N/A	N/A	1,627	N/A
Total other proceedings	N/A	N/A	1,695	N/A
Nanner of disposition				
Full opinion		219		
Supervisory orders		8		

Boldface headings indicate the classifications used by the NCSP.
N/A = This case type is handled by the court, but the data are unavailable.

^eCases not included in the total to avoid double counting: Petitions for leave to appeal, Rule 302(b) motions, and original action motions are counted as requests to appeal or original proceedings filings when denied, a disposition is counted; when granted, the case becomes an appeal or original proceeding, but a new filing is not counted. When the appeal or original proceeding is concluded, a disposition is counted. The granted petitions and motions are the numbers appearing in parentheses.

Source: Administrative Office of the Illinois Courts, 1977 Annual Report of the Supreme Court of Illinois (Chicago, Illinois: March, 1978). Statistics are from the annual report except that totals have been computed where necessary.

ILLINOIS APPELLATE COURT
Intermediate appellate court
5 districts, 34 Judges
January 1, 1977 to December 31, 1977

	Beginning pending	Filed	Disposed	End pending
Cases:				
Appeals:				
Civil	1,983	1,939	2,091	1,832 ⁸
Criminal	2,128	2,442	2,488	2,081 ⁸
Total appeals	4,111	4,381	4,579	3,913
Total cases	4,111	4,381	4,579	3,913

Disposition of appeals

	Civil				Criminal			
	By opinion	By order	Without opinion or order	Total	By opinion	By order	Without opinion or order	Total
Affirmed	640	162	---	802	607	841	---	1,448
Modified	10	4	---	14	18	17	---	35
Reversed	373	61	---	434	279	107	---	386
Affirmed in part	125	10	---	135	106	83	---	189
Reversed and remanded	0	0	0	0	0	0	1	1
Remanded with direction for further proceeding	---	---	4	4	---	---	9	9
Dismissed	33	18	596	647	11	23	286	320
Transferred	---	---	15	15	---	---	6	6
Leave to appeal denied	---	---	32	32	---	---	4	4
Motion for leave to file late notice of appeal denied	---	---	10	10	---	---	26	26
Summary reduction or modification of sentence	---	---	---	---	---	---	1	1
Bail order entered	---	---	---	---	---	---	33	33
Confession of error	---	---	---	---	---	---	25	25
Other dispositions	---	---	1	1	---	---	2	2
Total	1,181	255	658	2,094	1,021	1,071	393	2,485

Manner of disposition

	Civil	Criminal	Total
Majority opinion ..	X	X	2,032 ^m
Per curiam	X	X	6
Rule 23 order	255	1,071	1,326
Without opinion or order	658	393	1,051

Time interval (months)

	Number of cases					
	Under 6 months	6 to 12 months	12 to 18 months	18 to 24 months	24 to 36 months	Over 36 months
Date of filing to date of disposition:						
Civil	470	714	566	233	94	12
Criminal	370	1,000	747	248	113	10
Date briefs filed to date of disposition:						
Civil	1,139	686	182	19	2	0
Criminal	1,657	559	122	5	1	0

Boldface headings indicate the classifications used by the NCSP.

-- Not applicable.

X = The data for this case type are known to be included in the total but were not available by category.

Change in pending does not equal the difference between filings and dispositions.

Figures are as reported in the annual report, and indicates an adjustment in classification of 1 case from the criminal to the civil category.

^mInformation on disposition type or trial data:

There were 43 specially concurring, 144 dissenting, and 31 supplemental opinions filed in the court.

Source: Administrative Office of the Illinois Courts, 1977 Annual Report of the Supreme Court of Illinois (Chicago, Illinois: March, 1978). Statistics are from the annual report except that totals have been computed where necessary.

ILLINOIS CIRCUIT COURT
Court of general jurisdiction
21 circuits, 643 circuit and associate judges
January 1, 1977 to December 31, 1977

	Beginning pending	Filed	Disposed	End pending
Civil:				
Law:				
Law \$15,000 and under	69,385	153,583	138,933 ^k	83,078 ⁸
Law over \$15,000	66,958	35,317	28,079 ⁸	74,090 ⁸
Total	136,343	188,900	167,012	157,168 ⁸
Small claims:	39,288	172,792	175,082	39,276 ⁸
Real property rights:				
Eminent domain	1,370	504	789	1,075 ⁸
Equity:				
Chancery	34,337	24,282	20,602	37,890 ⁸
Domestic relations:				
Marriage dissolution:				
Divorce	37,204	67,025	66,064	38,049 ⁸
Other domestic relations:				
Family	18,868	20,188	17,977	20,655 ⁸
Total	56,072	87,213	84,041	58,704 ⁸
Estate:				
Probate/wills/intestate:				
Probate	N/A	33,929	29,887	N/A
Mental health	1,473	8,290	8,211	1,302 ⁸
Appeal:				
Appeal of administrative agency case:				
Tax	121,674	113,005	99,276	135,363 ⁸
Municipal corporations	461	147	130	466 ⁸
Total	122,135	113,152	99,406	135,829 ⁸
Other civil:				
Miscellaneous remedies	6,238	6,604	5,652	6,998 ⁸
Total civil	397,256^l	635,666	590,682	438,243^l
Criminal:				
Felony:				
Felony	20,511	31,663	31,462	20,358 ⁸
Misdemeanor:				
Misdemeanor	33,799 ^l	422,954	382,860	33,123 ^l
Conservation violations	N/A	7,192	6,970	N/A
Total	33,799 ^l	430,146	389,830	33,123 ^l
Ordinance violation	N/A	57,525	55,495	N/A
Total criminal	54,310^l	519,334	476,787	53,478^l
Traffic:				
Total traffic	N/A	2,343,770	2,273,266	N/A
Juvenile:				
Total juvenile	12,808	25,686	28,287	13,116 ⁸
Grand total	464,374^l	3,524,456	3,369,022	504,837^l

Trial^d

	Jury	Non-jury	Total
Civil:			
Law:			
Law \$1,000 to \$15,000	380	N/A	380 ^l
Law over \$15,000	1,039	N/A	1,039 ^l
Total	1,419	N/A	1,419 ^l
Criminal (felony) ^m	1,275 ^l	2,623 ^l	3,898
Grand total	2,694	2,623^l	5,317^l

Criminal dispositionsⁿ

	Felony
Jury trial:	
Conviction	903
Acquittal	372
Non-jury trial:	
Conviction	1,448
Acquittal	1,033
Plea of guilty	17,827
Reduced to misdemeanor	2,923
Convicted of misdemeanor	142
Dismissed at preliminary hearing	742
Dismissal	12,499
Found unfit to stand trial	119

Time interval (average months)

Date of filing to date of verdict:	
Law --jury	31.7

Illinois Circuit Court (continued)

Boldface headings indicate the classifications used by the NCSF.

N/A = This case type is handled by the court, but the data are unavailable.

X = The data for this case type are known to be included in the total but were not available by category.

dCase definition or unit of count:

A civil case is counted with the filing of a petition or complaint.

The criminal case unit of count is the number of informations, indictments, or complaints. Each defendant is counted for criminal trials and criminal dispositions.

A trial is counted if tried to verdict or decision.

8Change in pending does not equal the difference between filings and dispositions:

Figures were adjusted by reason of a physical inventory.

1Data are not complete:

Civil total pendings do not include pending cases for estate.

Misdemeanors pending do not include data for Cook County.

Misdemeanor total pendings do not include data for conservation violations and misdemeanors pending in Cook County.

Criminal total pendings do not include pending cases for conservation violations, ordinance violation, and misdemeanors in Cook County.

Grand total pendings do not include pending cases for estate, conservation violations, ordinance violation, misdemeanors in Cook County, and traffic.

Grand total non-jury trial data only include criminal felony trials.

Grand total trial data do not include civil non-jury trial data.

JExplanation of data in the category:

Filed includes cases that have been transferred in and transferred out of the court's jurisdiction. Cases transferred in are added to the original filings, while cases transferred out are subtracted. Postjudgment and posttermination matters are not included.

Misdemeanor cases include ordinance violation, conservation violations and preliminary hearings in felony cases in the Circuit Court of Cook County.

kAdditional information:

Of the 33,158 law--jury cases, 1,419 were terminated by jury verdict.

lSpecial source or revision in the data:

The breakdown of criminal felony trials into jury and non-jury categories was provided by the administrative office of the court during data verification.

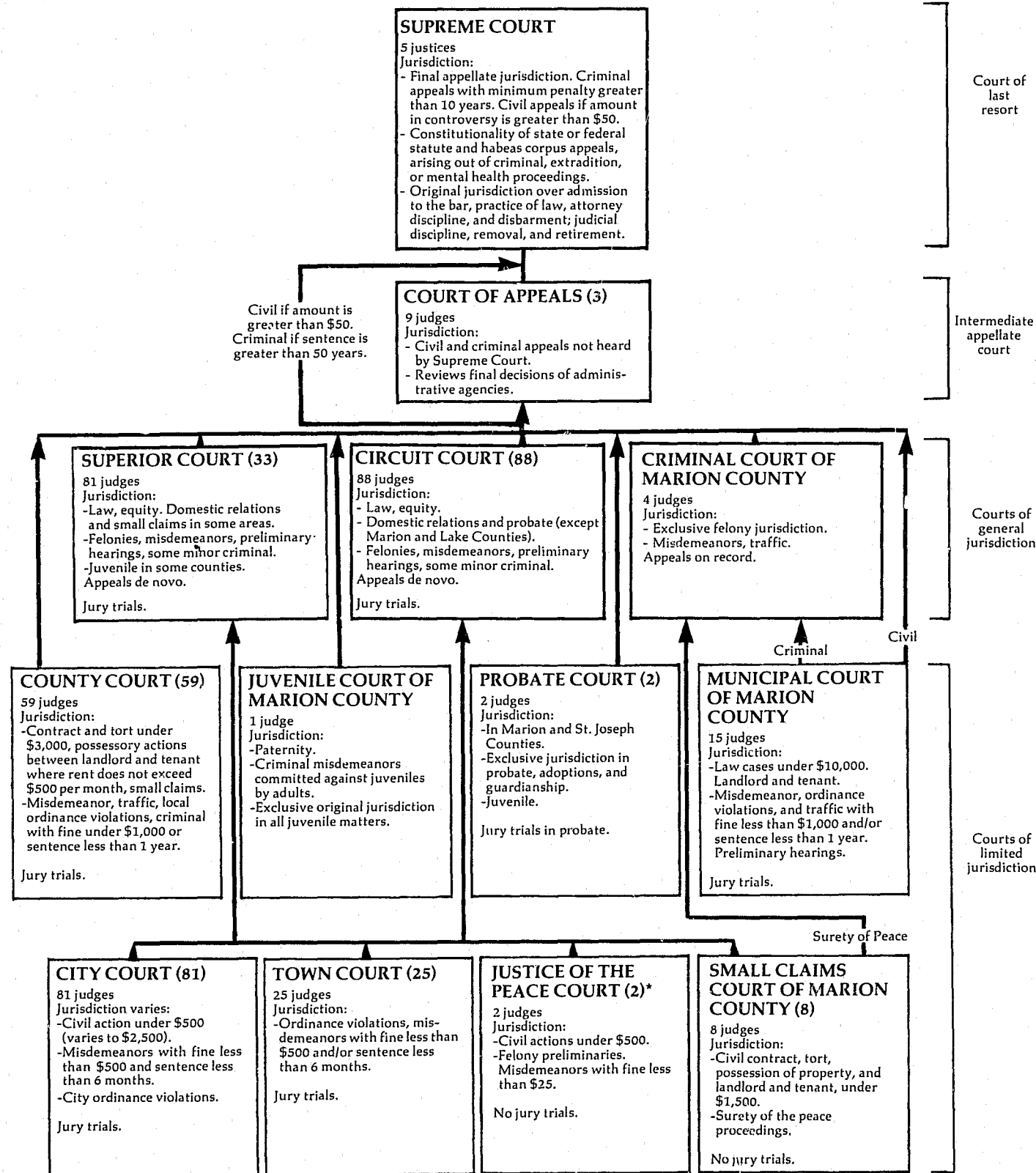
mCategories for disposition type or trial data:

Criminal trials and criminal dispositions are for felony cases only.

Source: Administrative Office of the Illinois Courts, 1977 Annual Report of the Supreme Court of Illinois (Chicago, Illinois: March, 1978).

Statistics are from the annual report except that totals have been computed where necessary.

INDIANA COURT SYSTEM, 1977



INDIANA SUPREME COURT Court of last resort 5 Justices January 1, 1977 to December 31, 1977

	Beginning pending	Filed	Disposed	End pending
Cases:				
Appeals:				
Direct appeals	X	X	138	X
Civil after petitions to transfer granted.....	X	(13) ^e	12	X
Criminal after petitions to transfer granted	X	(N/A) ^e	6	X
Total appeals	X	X (13) ^{e1}	156	X
Other cases:				
Original proceedings:				
Original jurisdiction:				
Original actions	X	X	9	X
Writs.....	0	54	54	0
Total	X	X	63	X
Disciplinary matter:				
Disciplinary cases	X	X	6	X
Total.....	X	X	69	X
Requests to appeal:				
Civil petitions to transfer.....	0	140	121 (13) ^e	0
Criminal petitions to transfer	X	X	60 (N/A) ^e	X
Total.....	X	X	181 (13) ^{e1}	X
Total other cases.....	X	X	250 (13) ^{e1}	X
Total cases.....	80¹	476^h (13)^{e1}	406 (13)^{e1}	150
Other proceedings:				
Other matters:				
Petitions for extension of time	N/A	N/A	525	N/A
Special judge matters	N/A	N/A	672	N/A
Hearing officers in disciplinary matters	N/A	N/A	17	N/A
Total other proceedings	N/A	N/A	1,214	N/A

	Manner of disposition			
	Appeals	Original jurisdiction	Disciplinary	Total
Majority opinion	156	9	0	165 ^m
Per curiam	0	0	6	6

Boldface headings indicate the classifications used by the NCSP.
 N/A = This case type is handled by the court, but the data are unavailable.
 X = The data for this case type are known to be included in the total but were not available by category.

^eCases not included in the total to avoid double counting:
 Requests to appeal granted are not counted as dispositions until the appeal is disposed; the filing of the resulting appeal is not counted as a new filing. These granted requests to appeal cases are the numbers appearing in the parentheses.

^hFigure was computed:
 Filing figure was computed from disposition and pending data.

¹Data are not complete:
 The number of criminal petitions to transfer granted was not available, and is therefore not included in the total appeals filed, total cases filed figures, requests to appeal disposed, total other cases disposed, or total cases disposed.

^mSpecial source or revision in data:
 The beginning pending total cases figure was obtained from the 1976 annual report where it was given as the end pending figure for the 1976 court year.

ⁿInformation or disposition type or trial data:
 There were 15 concurring opinions and 29 dissenting opinions in addition to the 165 majority opinions filed.

Source: Division of State Court Administration, 1977 Indiana Judicial Report (Indianapolis, Indiana). Statistics are from the annual report except that totals have been computed where necessary.

INDIANA COURT OF APPEALS
Intermediate appellate court
3 districts, 9 judges
January 1, 1977 to December 31, 1977

	Beginning pending	Filed ^j	Disposed	End pending
Cases:				
Appeals:				
Civil	X 402		X	X
Criminal	X 434		X	X
Other appeals:				
Expedited cases	X 47		X	X
Total appeals	627 ^f	883	758	752
Other cases:				
Requests to appeal				
Total other cases				
Total cases	627^f	883	758	752
Other proceedings:				
Other matters:				
Motions to dismiss/affirm	43	171	179	35
Motions, petitions for time, and miscellaneous orders handed down	--	2,928	2,928	--
Total	43	3,099	3,107	35
Total other proceedings	43	3,099	3,107	35

Manner of disposition

Opinion (majority) 737^m
Order 21

Age of pending cases (months)

Less than 3 months 194
Between 3 and 6 months 169
Between 6 and 9 months 124
Over 9 months 263

Boldface headings indicate the classifications used by the NCSP.
Blank space = Not enough information is known. The case category may or may not be handled by the court.
X = The data for this case type are known to be included in the total but were not available by category.
-- = Not applicable.

^fBeginning pending figure for the 1977 court year does not equal the end pending figure for the 1976 court year: Figures are as given in the annual report.
^jExplanation of data included in the category:
Filed cases are "fully briefed cases" forwarded to the court by the clerk's office.
Pending cases are "fully briefed cases" that have been filed but not disposed.
^mInformation on disposition type or trial data:
There were a total of 92 concurring and dissenting opinions filed in addition to the 737 majority opinions.
Source: Division of State Court Administration, 1977 Indiana Judicial Report (Indianapolis, Indiana). Statistics are from the annual report except that totals have been computed where necessary.

INDIANA SUPERIOR COURT AND CIRCUIT COURT
Court of general jurisdiction
33 counties, 81 judges; 88 circuits, 88 judges
January 1, 1977 to December 31, 1977

	Beginning pending	Filed	Disposed	End pending
Civil^d:				
Small claims (County Court function) ^k	6,099 ^{fh}	26,338	22,385	10,052
Domestic relations:				
Marriage dissolution:				
Dissolution	34,237 ^h	46,382	47,492	33,127
Redocketed dissolutions	10,849 ^h	26,148	23,170	13,827
Total	45,086 ^h	72,530	70,662	46,954
Estate:				
Guardianship/conservatorship/trusteeship:				
Guardianship	30,554 ^h	3,938	6,622	27,870
Other estate:				
Probate/adoption	33,500 ^h	18,759	16,524	35,735
Total	64,054 ^h	22,697	23,146	63,605
Other civil:				
Civil	71,539 ^h	42,062	50,510	63,091
Redocketed civil	15,220 ^h	14,722	10,732	19,210
Plenary proceedings ^k	798 ^{fh}	244	240	802
Redocketed civil (County Court function) ^k	2,453 ^{fh}	11,014	8,665	4,802
Total	90,010 ^h	68,042	70,147	87,905
Total civil	205,249^h	189,607	186,340	208,516

(continued on next page)

Indiana Superior Court and Circuit Court (continued)

Criminal^d:				
Misdemeanor:				
Criminal (County Court function) ^k	3,475 ^{fh}	15,588	13,138	5,925
Redocketed criminal (County Court function) ^k	14 ^{fh}	559	558	15
Total	3,489 ^h	16,147	13,696	5,940
Felony/misdemeanor:				
Criminal	16,552 ^h	13,159	15,176	14,535
Redocketed criminal	1,107 ^h	1,647	1,643	1,111
Total	17,659 ^h	14,806	16,819	15,646
Preliminary hearing:				
Other (County Court function) ^k	111 ^{fh}	2,016	1,992	135
Other criminal:				
Other ^j	8,009 ^h	15,220	16,210	7,019
Total criminal	29,268^h	48,189	48,717	28,740
Traffic:				
Other traffic violation:				
Nonfelony traffic	0	1,360	494	410 ^h
Nonfelony traffic (County Court function) ^k	5,362 ^{fh}	93,400	91,820	6,942
Total	5,362 ^{fh}	94,760	92,314	7,352 ^h
Total traffic	5,362^{fh}	94,760	92,314	7,352^h
Juvenile:				
Total juvenile	9,229 ^h	15,776	14,908	10,097
Grand total	249,108^{fh}	348,332^k	342,279	254,705^h

Trial^d

	Superior and Circuit Court				County Court function			
	Criminal	Civil plenary	Other ^m	Total	Criminal	Civil plenary	Other ^m	Total
Jury	846	874	749	2,469	18	62	27	107
Non-jury	1,355	11,284	87,975	100,614	1,773	4,996	5,598	12,367
Total	2,201	12,158	88,724	103,083	1,791	5,058	5,625	12,474
Grand total	3,992	17,216	94,349	115,557	3,992	17,216	94,349	115,557

Type of disposition

	Superior and Circuit Court	County Court function	Total
Dismissed	54,393	12,940	67,333
Guilty plea	8,234	31,573	39,807
Default	13,906	10,680	24,586
Settled	14,387	6,232	20,619
Closed	1,531	--	1,531
Transferred	3,239	130	3,369
Venued out	4,485	98	4,583
Traffic Violations Bureau	9	60,712	60,721
Failure to appear ...	--	1,943	1,943

Boldface headings indicate the classifications used by the NCSP.
-- = Not applicable.

^dCase definition or unit of count:
A civil case is counted with the filing of a petition or complaint.
The criminal case unit of count is the number of informations, indictments, or complaints.
A trial is counted if tried to verdict or decision.
^fBeginning pending figure for the 1977 court year does not equal the end pending figure for the 1976 court year: Figures are as calculated from data given in the annual report.
^hChange in pending does not equal the difference between filings and dispositions: Figures are as reported in the annual report.
^jFigure was computed:
Beginning pending figures were calculated from filing, disposition, and end pending data.
^kExplanation of data included in the category:
"Other" includes all matters adjudicated in the court that have not been specifically listed. These include probable cause hearings, petitions for writs of habeas corpus, commitment proceedings, waiver hearings, and informal juvenile hearings. It was determined from the data that many of these were probable cause cases when handled as a County Court function. The "other" category cases are listed as other criminal for the regular functions of the court.
^mAdditional information:
Case categories identified as "County Court function" are cases that were handled by the Superior Court or Circuit Court, but are normally handled by the County Court.
Cases filed also include 4,618 cases "venued in".
ⁿCategories for disposition type or trial data:
"Other" trials include data for trials in small claims, domestic relations, estate, traffic, juvenile, preliminary hearing, and other criminal.

Source: Division of State Court Administration, 1977 Indiana Judicial Report (Indianapolis, Indiana). Statistics are from the annual report except that totals have been computed where necessary.

CRIMINAL COURT OF MARION COUNTY, INDIANA
 Court of general jurisdiction
 1 court, 4 judges
 January 1, 1977 to December 31, 1977

	Beginning pending	Filed	Disposed	End pending
Criminal^d:				
Felony/misdemeanor:	794 ^{fh}	1,854	1,973	675
Criminal	62 ^{fh}	50	44	68
Redocketed criminal	856 ^{fh}	1,904	2,017	743
Total	5 ^h	46	51	0
Other criminal	861 ^{fh}	1,950 ^k	2,068	743
Total criminal	861^{fh}	1,950^k	2,068	743
Grand total	861^{fh}	1,950^k	2,068	743

Criminal	Trial ^d		
	Jury	Non-jury	Total
198	188	386	

Criminal dispositions

Guilty plea	838
Dismissed	447
Transferred	169
Closed	72
Venued out	117
Settled	10

Boldface headings indicate the classifications used by the NCSP.

^dCase definition or unit of count:

The criminal case unit of count is the number of informations, indictments, or complaints.

A trial is counted if tried to verdict or decision.

^fBeginning figure for the 1977 court year does not equal the end pending figure for the 1976 court year:

Figures are as calculated from data contained in the annual report.

^hFigure was computed:

Beginning pending figure was calculated from filing, disposition, and end pending data.

^kAdditional information:

Sixty-five of the cases filed were "venued in".

Source: Division of State Court Administrator, 1977 Indiana Judicial Report (Indianapolis, Indiana). Statistics are from the annual report except that totals have been computed where necessary.

INDIANA COUNTY COURT
 Court of limited jurisdiction
 59 courts, 59 judges
 January 1, 1977 to December 31, 1977

	Beginning pending	Filed	Disposed	End pending
Civil^d:				
Small claims	12,368 ^h	49,793	46,108	16,053
Other civil:	1,153 ^h	3,306	2,498	1,961
Plenary proceedings	3,584 ^h	13,958	7,862	9,680
Redocketed civil	4,737 ^h	17,264	10,360	11,641
Total	17,105 ^h	67,057	56,468	27,694
Total civil	17,105^h	67,057	56,468	27,694
Criminal^d:				
Misdemeanor:	6,616 ^h	30,975	27,738	9,853
Criminal	4 ^h	362	273	136
Redocketed criminal	6,663 ^h	31,337	28,011	9,989
Total	154 ^h	1,199	1,089	264
Preliminary hearing:	6,817 ^h	32,536	29,100	10,253
Other ^j				
Total criminal	6,817^h	32,536	29,100	10,253
Traffic:				
Other traffic violation:	15,686 ^h	136,787	129,810	22,663
Nonfelony traffic	15,686 ^h	136,787	129,810	22,663
Total traffic	15,686^h	136,787	129,810	22,663
Grand total	39,608^{fh}	236,380	215,378	60,610

(continued on next page)

Indiana County Court (continued)

	Trial ^d			Type of disposition
	Jury	Non-jury	Total	
Civil	32	11,758	11,790	Plea
Criminal	119	3,795	3,914	Dismissed
Other ^m	54	10,184	10,238	Default
Grand total	205	25,737	25,942	Traffic Violations Bureau
				Settled
				Failed to appear
				Transferred out
				Venued out

Boldface headings indicate the classifications used by the NCSP.

^dCase definition or unit of count:

A civil case is counted with the filing of a petition or complaint.

The criminal case unit of count is the number of informations, indictments, or complaints.

A trial is counted if tried to verdict or decision.

^fBeginning pending figure for the 1977 court year does not equal the end pending figure for the 1976 court year:

Figures are given as calculated from data contained in the annual report.

^hFigure was computed:

Beginning pending figure was computed from filings, dispositions, and end pending data.

^jExplanation of data included in the category:

"Other" category includes all matters adjudicated in the court that have not been specifically listed. These include probable cause hearings, petitions for writs of habeas corpus, commitment proceedings, and waiver hearings. It was determined from the data that many of these cases were probable cause cases.

^mInformation on disposition type or trial data:

"Other" trials include data for trials in small claims, traffic, and preliminary hearing cases.

Source: Division of State Court Administration, 1977 Indiana Judicial Report (Indianapolis, Indiana). Statistics are from the annual report except that totals have been computed where necessary.

MUNICIPAL COURT OF MARION COUNTY, INDIANA
 Court of limited jurisdiction
 1 court, 11 full-time and 4 part-time judges
 January 1, 1977 to December 31, 1977

	Beginning pending	Filed	Disposed	End pending
Civil^d:				
Law:				
Civil	3,796 ^{fh}	7,919	8,618	3,097
Redocketed civil	568 ^{fh}	7,380	6,591	1,357
Venued in	—	3	—	—
Total	4,364 ^{fh}	15,302	15,209	4,454
Total civil	4,364^{fh}	15,302	15,209^k	4,454^k
Criminal^d:				
Misdemeanor:				
Criminal	14,729 ^{fh}	58,423	38,244	34,908
Total criminal	14,729^{fh}	58,423	38,244^k	34,908
Traffic:				
Other traffic violation:				
Nonfelony traffic	27,656 ^{fh}	79,916	75,248	32,324
Total traffic	27,656^{fh}	79,916	75,248^k	32,324
Grand total	46,749^{fh}	153,641	128,825^k	71,686^k

	Trial ^d			Type of disposition
	Jury	Non-jury	Total	
Civil	51	787	838	Plea
Criminal	223	5,387	5,610	Dismissed
Other	56	7,326	7,382	Default
Grand total	330	13,500	13,830	Traffic Violations Bureau
				Settled
				Transferred out
				Venued out

Boldface headings indicate the classifications used by the NCSP.

-- = Not applicable.

^dCase definition or unit of count:

A civil case is counted with the filing of a petition or complaint.

The criminal case unit of count is the number of informations, indictments, or complaints.

A trial is counted if tried to verdict or decision.

^fBeginning pending figure for the 1977 court year does not equal the end pending figure for the 1976 court year:

Figures are given as calculated from data contained in the annual report.

^gChange in pending does not equal the difference between filings and dispositions:

Figures are as reported in the annual report.

^hFigure was computed:

Beginning pending figure was computed from filing, disposition, and end pending data.

^kAdditional information:

Grand total disposed figure also includes 124 cases which were disposed that could not be identified by specific case category.

Source: Division of State Court Administration, 1977 Indiana Judicial Report (Indianapolis, Indiana). Statistics are from the annual report except that totals have been computed where necessary.

INDIANA PROBATE COURT
Court of limited jurisdiction
2 courts, 2 judges
January 1, 1977 to December 31, 1977

	Beginning pending	Filed	Disposed	End pending
Civil^d:				
Law:				
Civil	501 ^{fh}	327	452	376
Redocketed civil	0	16	3	13
Total	501 ^{fh}	343	455	389
Estate:				
Guardianship/conservatorship/trusteeship:				
Guardianship	4,838	858	588	5,108
Other estate:				
Probate/adoption	4,275	3,455	3,437	4,293
Total	9,113	4,313	4,025	9,401
Other civil	830	524	489	865
Total civil	10,444	5,180	4,969	10,655
Juvenile:				
Total juvenile	89 ^h	823	788	925
Grand total	11,334^{fh}	6,003^k	5,757	11,580

Civil and juvenile	Trial ^d			Civil and juvenile dispositions		
	Jury	Non-jury	Total	Dismissed	Settled	Closed
1	4,212	4,213	484	173	881	6

Boldface headings indicate the classifications used by the NCSP.

^dCase definition or unit of count:

A civil case is counted with the filing of a petition or complaint.

A trial is counted if tried to verdict or decision.

^fBeginning pending figure for the 1977 court year does not equal the end pending figure for the 1976 court year: Figures are as calculated from filings, dispositions, and end pending data given in the annual report.

^hFigure was computed:

Beginning pending figure was computed from the filing, disposition, and end pending data.

^kAdditional information:

Four of the filed cases were "venued in".

Source: Division of State Court Administration, 1977 Indiana Judicial Report (Indianapolis, Indiana). Statistics are from the annual report except that totals have been computed where necessary.

JUVENILE COURT OF MARION COUNTY, INDIANA
Court of limited jurisdiction
1 court, 1 judge
January 1, 1977 to December 31, 1977

	Beginning pending	Filed	Disposed	End pending
Criminal^d:				
Misdemeanor:				
Criminal ^j	23 ^h	26	41	8
Total criminal	23 ^h	26	41	8
Juvenile:				
Other juvenile:				
Juvenile	1,541 ^h	5,460	5,343	1,658
Other ^j	136 ^h	200	0	336
Total	1,677 ^h	5,660	5,343	1,994
Total juvenile	1,677 ^h	5,660	5,343	1,994
Grand total	1,700^h	5,686	5,384	2,002

Criminal	Trial ^d			Criminal and juvenile dispositions	
	Jury	Non-jury	Total	Guilty plea	Dismissed
0	24	24	449	68	
4	4,116	4,120			
4	4,140	4,144			

Boldface headings indicate the classifications used by the NCSP.

^dCase definition or unit of count:

The criminal case unit of count is the number of informations, indictments, or complaints.

A trial is counted if tried to verdict or decision.

^hFigure was computed:

Beginning pending figures were computed from filings, dispositions, and end pending data.

^jExplanation of data included in the category:

Criminal cases are misdemeanors committed against juveniles by adults.

Other cases are informal juvenile hearings.

Source: Division of State Court Administration, 1977 Indiana Judicial Report (Indianapolis, Indiana). Statistics are from the annual report except that totals have been computed where necessary.

INDIANA CITY COURT
Court of limited jurisdiction
81 courts, 81 judges
January 1, 1977 to December 31, 1977

There were no data for cases handled in the City Court for 1977.

INDIANA TOWN COURT
Court of limited jurisdiction
25 courts, 25 judges
January 1, 1977 to December 31, 1977

There were no data for cases handled in the Town Court for 1977.

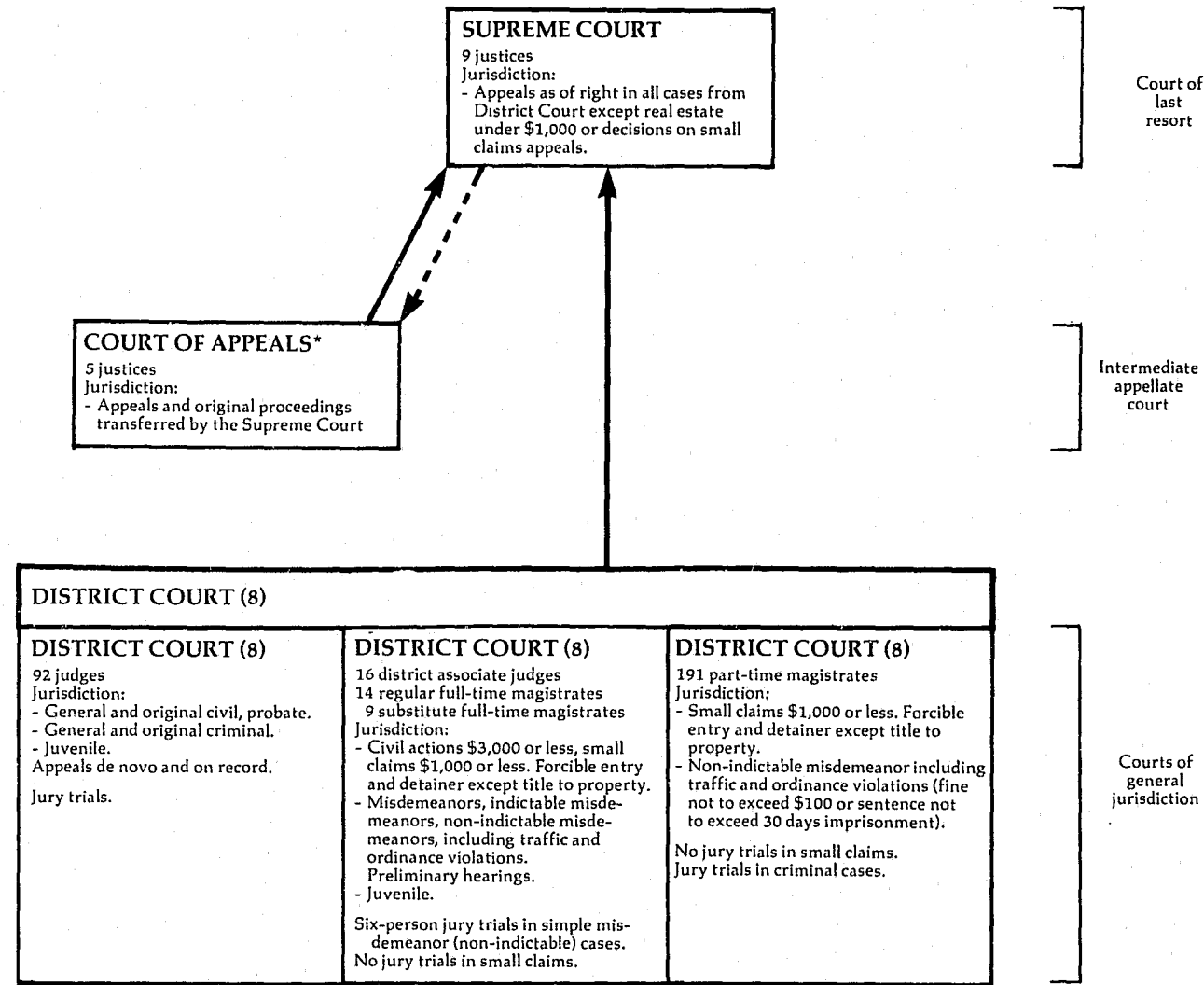
INDIANA JUSTICE OF THE PEACE COURT
Court of limited jurisdiction
2 courts, 2 judges
January 1, 1977 to June 30, 1977

There were no data for cases handled in the Justice of the Peace Court for 1977. The final remaining Justice of the Peace Courts, located in Lake County, were abolished on June 30, 1977.

SMALL CLAIMS COURT OF MARION COUNTY, INDIANA
Court of limited jurisdiction
8 courts, 8 judges
January 1, 1977 to December 31, 1977

There were no data for cases handled in the Small Claims Court for 1977.

IOWA COURT SYSTEM, 1977



↑ Indicates route of appeal.
↑ Indicates transfer of cases.

*Court of Appeals began hearing oral arguments and deciding cases in January, 1977.

IOWA SUPREME COURT Court of last resort 9 Justices January 1, 1977 to December 31, 1977

Cases:	Beginning pending	Filed	Disposed	End pending
Appeals:				
Civil:				
Contracts	X	X	43	X
Contested child custody	X	X	11	X
Domestic relations not involving child custody	X	X	27	X
Property	X	X	25	X
Taxation	X	X	14	X
Tort	X	X	54	X
Trust, estates, wills	X	X	11	X
Other	X	X	31	X
Direct appeals from final judgments in civil cases	X	585	--	X
Writ of certiorari granted	X	(4) ^e	--	X
Interlocutory appeal granted	X	(7) ^e	--	X
Disposition by order or other mode prior to formal submission to the court	X	--	--	X
Total	--	--	324^k	--
Criminal:				
Guilty plea only	X	585 (11) ^e	540	X
Guilty plea and sentencing only	X	X	14	X
Other	X	X	4	X
Direct appeals from final judgments in criminal cases	X	X	86	X
Writ of certiorari granted	X	438 ^j	--	X
Disposition by order or other mode prior to formal submission to the court	X	(8) ^e	--	X
Total	--	--	260^k	--
Postconviction remedy:				
Postconviction relief	X	438 ^j (8) ^e	364	X
Appeal of administrative agency case:				
Administrative law	X	10	9	X
Total appeals	X	(j)	27	X
		1,033 (19) ^e	940	X
Other cases:				
Original proceedings:				
Disciplinary:				
Lawyer disciplinary proceedings	X	(j)	4	X
Request to appeal:				
Civil:				
Petition for writ of certiorari	X	X	44 (4) ^e	X
Petition for permission to appeal interlocutory ruling	X	X	57 (7) ^e	X
Petition for discretionary review	X	X	16	X
Total	X	190	117 (11)^e	X
Criminal:				
Petition for writ of certiorari	X	8	0 (8) ^e	X
Total	X	198	117 (19)^e	X
Sentence review only:				
Sentencing only	X	(j)	14	X
Total other cases	X	198	135 (19)^e	X
Total cases	1,078	1,231 (19)^e	1,075 (19)^e	848^e
Other matters:				
Rehearing requests:				
Application for further review	0	80	80	0
Motions and orders	0	2,432	2,432	0
Total	0	2,512	2,512	0

Manner of disposition	Disposition of cases		
	Civil ^m	Criminal ^m	Total
Signed opinion	213	74	287
Per curiam	40	42	82

Status of pending cases	Appeals			
	Civil ^m	Criminal ^m	Total	Disciplinary
In work	323	248	571	
Ready	157	27	184	
Assigned to justices for submission	20	15	35	
Out to justices (submitted)	41	17	58	

Disposition of cases	Appeals			
	Civil ^m	Criminal ^m	Total	Disciplinary
Signed or per curiam opinion:				
Affirmed	140	91	231	--
Reversed	83	20	103	--
Reversed Court of Appeals	1	2	3	--
Combination or modification	20	1	21	--
Dismissed	5	2	7	0
Lawyer license suspended	--	--	--	4
Without opinion:				
Affirmed	0	0	0	--
Transferred to Court of Appeals	274	82	356	0
Consolidations	10	7	17	--
Dismissal or withdrawal prior to submission	305	251	556	0
Other	9	2	11	0

(continued on next page)

Iowa Supreme Court (continued)

	Time interval (average days)			
	Civil ¹	Priority civil ²	Criminal ³	All
Notice of appeal to readiness	261.8	194.2	285.3	264.7
Readiness to submission	450.7	73.1	85.8	310.3
Submission to filing of decision	60.0	56.5	47.5	55.8
Notice of appeal to decision	772.5	323.8	415.6	630.8

Boldface headings indicate the classifications used by the NCSP.

X = The date for this case type are known to be included in the total but were not available by category.

-- = Not applicable

¹Cases not included in the total to avoid double counting:

Petitions for writ of certiorari and petitions for permission to appeal interlocutory ruling when granted are not counted as a disposition. The resulting appeal is not counted as a new filing, and is counted as a disposition only when the appeal is disposed. These granted petitions are the numbers appearing in the parentheses.

²Change in pending does not equal the difference between filings and dispositions:

Figures are as given in the annual report.

³Explanation of data included in the category:

Civil appeals filed figures include direct civil appeals and disciplinary cases.

Criminal appeals filed figures include both direct criminal appeals and sentence review only cases.

⁴Additional information:

Cases transferred to the Court of Appeals by the Supreme Court are not included in cases listed as disposed prior to formal submission to the court.

⁵Information on disposition type or trial data:

The civil category for manner of disposition, disposition of cases, and status of pending cases data includes civil appeals, postconviction remedy, and appeal of administrative agency cases.

The criminal category for manner of disposition, disposition of cases, and status of pending cases data includes criminal appeals and sentence review only cases.

In addition to the 37 majority opinions, there were also 35 dissents and 24 concurrences filed.

⁶Information on time interval or age of pending data:

Priority civil includes postconviction remedy and contested child custody cases.

Source: Clerk of the Supreme Court, Iowa Supreme Court Statistical Report For the Year 1977, Iowa Judiciary (Des Moines, Iowa); and Court Administrator of the Judicial Department, 1977 Annual Statistical Report (Des Moines, Iowa: 1978). Statistics are from the annual reports except that totals have been computed where necessary, and additions and revisions have been made during verification by the clerk of the Supreme Court.

IOWA COURT OF APPEALS
Intermediate appellate court
5 Judges
January 1, 1977 to December 31, 1977

Cases:	Beginning pending	Filed	Disposed	End pending
Appeals:				
Civil:				
Contracts	X	X	39	X
Contested child custody	X	X	23	X
Domestic relations not involving child custody	X	X	58	X
Property	X	X	40	X
Tort	X	X	4	X
Trust, estates, wills	X	X	52	X
Other	X	X	13	X
Disposition by order	X	X	6	X
Total ¹	56	279	236	728
Criminal:				
Guilty plea only	X	X	5	X
Guilty plea and sentencing only	X	X	2	X
Other	X	X	63	X
Total ¹	13	77	70	238
Postconviction remedy			7	(j)
Appeal of administrative agency case:				
Administrative law	(j)	(j)		(j)
Total appeals	(j)	(j)	15	(j)
	69	356	328	958
Other cases:				
Sentence review only:				
Sentencing only	(j)	(j)	2	(j)
Total other cases	(j)	(j)	2	(j)
Total cases	69	356	330	95

Manner of disposition

	Civil ¹	Criminal ²	Total
Signed opinion	122	35	157
Per curiam	131	37	168

Disposition of cases

	Civil ¹	Criminal ²	Total
Signed and per curiam opinion:			
Affirmed	151	56	207
Reversed	63	15	78
Combination or modification	39	1	40
Without opinion:			
Affirmed	0	0	0
Other	4	0	4

Time interval (average days)

	Civil	Priority civil ²	Criminal	All
Notice of appeal to readiness	275.1	204.8	323.2	277.9
Readiness to transfer	381.7	52.4	45.7	275.5
Transfer to submission	52.8	47.4	54.9	52.8
Submission to filing of decision	47.9	36.2	39.3	44.5
Notice of appeal to decision	757.5	340.8	463.1	650.7

Boldface headings indicate the classifications used by the NCSP.

X = The data for this case type are known to be included in the total but were not available by category.

¹Change in pending does not equal the difference between filings and dispositions:

Data are as given in the annual report.

²Explanation of data included in the category:

Civil appeals filed and pending include appeal of administrative agency case and postconviction remedy cases.

Criminal appeals filed and pending include sentence review only cases.

³Information on disposition type or trial data:

The civil category for manner of disposition and disposition of cases data includes civil appeals, postconviction remedy, and appeal of administrative agency cases.

The criminal category for manner of disposition and disposition of cases data includes criminal appeal and sentence review only cases.

⁴Information on time interval or age of pending data:

Priority civil includes postconviction remedy and contested child custody cases.

Source: Clerk of the Supreme Court, Iowa Court of Appeals Statistical Report for the Year 1977 (Amended) (Des Moines, Iowa); and Court Administrator of the Judicial Department, 1977 Annual Statistical Report (Des Moines, Iowa: 1978). Statistics are from the annual reports except that totals have been computed where necessary.

IOWA DISTRICT COURT
Court of general jurisdiction
8 districts^c
January 1, 1977 to December 31, 1977

	Beginning pending	Filed	Disposed	End pending
Civil^d:				
Small claims:				
Small claims (associate judges and regular magistrates assigned)	802 ^f	10,354	10,375	781
Small claims (substitute and part-time magistrates assigned) ..	533 ^{fh}	11,339	11,124	748
Small claims (docket maintained by the clerk)	9,958 ^f	43,741	42,615	11,084
Total	11,293	65,434	64,114	12,613
Domestic relations:				
Other domestic relations:				
Termination of parental rights	N/A	915	707 ^k	N/A
Estate:				
Probate/wills/intestate:				
Estates opened ^k	N/A	18,655	17,213	N/A
Guardianship/conservatorship/trusteeship:				
Guardianships and conservatorships opened ^k	N/A	3,847	N/A	N/A
Trusteeships opened ^k	N/A	700	N/A	N/A
Total	N/A	4,547	N/A	N/A
Other civil:				
Regular civil (district judges)	X	39,677	38,682	X
Regular civil (associate judges, substitute and regular magistrates)	X	542	579	X
Total	36,573 ^f	40,219	39,261	40,636
Total civil	47,866 ^{f1}	129,770	121,295 ¹	53,249 ¹
Criminal^d:				
Felony:				
Regular criminal (district judges) ^{jk}	11,422 ^{fj}	18,542 ^j	17,880 ^j	12,078 ^j
Misdemeanor:				
Regular criminal (associate judges and regular full-time and substitute judicial magistrates) ^{jk}	(j)	10,936	10,942	(j)
Nonindictable state ^k	8,850	56,448	58,682	6,616
Total	X	67,384	69,624	X
Ordinance violation:				
Nonindictable ordinance ^k	35,223	83,375	86,682	31,916
Preliminary hearing:				
Preliminary examination (associate judges and regular magistrates)	1,584 ^f	8,902	8,805	1,681
Preliminary examination (substitute and part-time magistrates)	1,530 ^{fh}	12,160	11,799	1,891
Total	3,114 ^{fh}	21,062	20,604	3,572
Appeal	(j)	(j)	(j)	(j)
Total criminal^k	58,609	190,363	194,790	54,182
Traffic:				
Other traffic violation:				
Nonindictable state ^k	8,720 ^h	150,109	147,993	10,836
Nonindictable ordinance ^k	8,076 ^h	120,930	118,436	10,570
Total	16,796 ^h	271,039	266,429	21,406
Total traffic	16,796 ^h	271,039	266,429	21,406
Juvenile:				
Other juvenile:				
Juvenile (district judges)	N/A	2,974	2,355 ^k	N/A
Juvenile (associate judges and regular magistrates)	N/A	3,085	4,440 ^k	N/A
Total	N/A	6,059	6,795 ^k	N/A
Total juvenile	N/A	6,059	6,795 ^k	N/A
Grand total	123,271 ¹	597,231	589,309 ¹	128,878 ¹

(continued on next page)

Iowa District Court (continued)

	Trial ^d			Age of pending cases (12/31/77)		
	Jury	Non-jury	Total	Over 1 year	Under 1 year	
Civil:						
Small claims	--	11,827	11,827			
Estate	6	488	494	Other civil	17,510	23,126
Other civil	438	4,029	4,467	Regular criminal ..	2,883	9,195
Total	444	16,344	16,788			
Criminal:						
Felony	828	1,146	1,974			
Misdemeanor	245	5,403	5,648			
Ordinance violation ..	50	5,812	5,862	Age at disposition:		
Total	1,123	12,361	13,484	Probate/wills/intestate	8,090	7,057
Traffic:						
Other traffic violation	209	14,266	14,475			
Grand total	1,776	42,971	44,747			

Boldface headings indicate the classifications used by the NCSF.

N/A = This case type is handled by the court but the data are unavailable.

X = The data for this case type are known to be included in the total but were not available by category.

-- = Not applicable

^cJudge information:

Data include cases handled by 92 district and 16 district associate judges; and 14 regular full-time, 9 substitute full-time, and 191 part-time magistrates.

^dCase definition or unit of count:

A civil case is counted with the filing of a petition or complaint.

The criminal case unit of count is the number of informations or indictments.

A jury trial is counted when the jury is sworn.

A non-jury trial (contested) is counted when the first witness is sworn.

^fBeginning pending figure for the 1977 court year does not equal the end pending figure for the 1976 court year:

The disparity between these figures is due to inventory corrections.

^gChange in pending does not equal the difference between filings and dispositions:

Figures are as given in the annual report.

^hFigure was computed:

Beginning pending figure was computed from filed, disposed, and end pending data.

ⁱData are not complete:

Estate, total civil, and grand total disposed figures do not include guardianship/conservatorship/trusteeship cases.

Total civil pending does not include estate and domestic relations data.

Grand total pending does not include estate, domestic relations, or juvenile data.

^jExplanation of data included in the category:

Regular criminal cases handled by the district judges include felonies and appeals.

Regular criminal cases handled by associate judges and regular full-time and substitute judicial magistrates are misdemeanor cases.

Felony pending is the total for all regular criminal categories (felony, appeal, indictable misdemeanor).

Misdemeanor (regular criminal) pending cases are included in the felony (regular criminal) data.

^kAdditional information:

Estate, guardianship and conservatorship, trusteeship, and regular criminal (felony) cases are handled by district judges only.

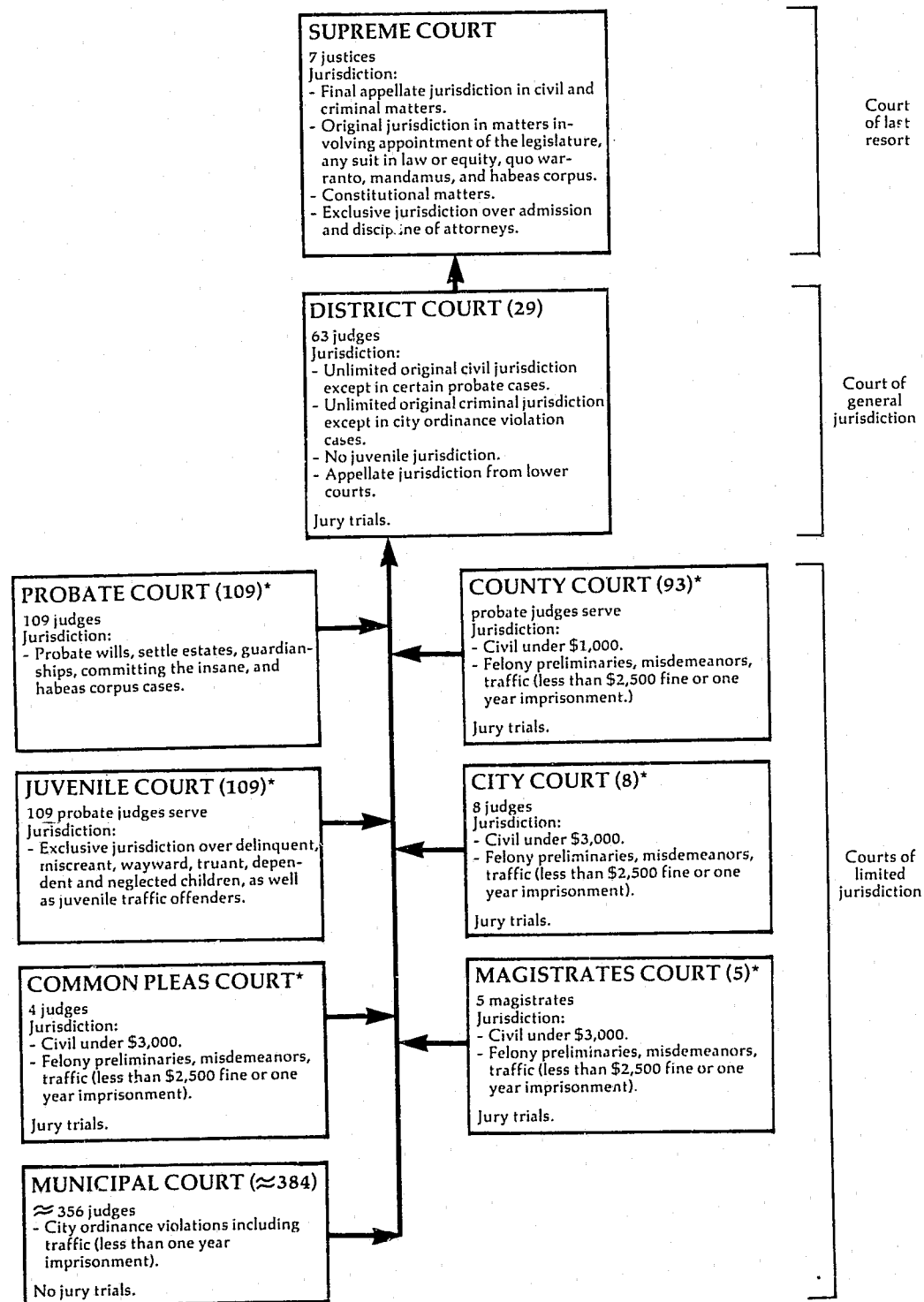
Nonindictable state and nonindictable ordinance cases are handled by district associate judges, regular full-time, substitute full-time, and part-time magistrates.

In addition to the total criminal data, there were 235 search warrants handled by district associate and regular full-time magistrates, and 570 search warrants and 36 miscellaneous actions handled by substitute full-time and part-time magistrates.

Juvenile and other domestic relations cases disposed represent the number of cases closed by formal hearing.

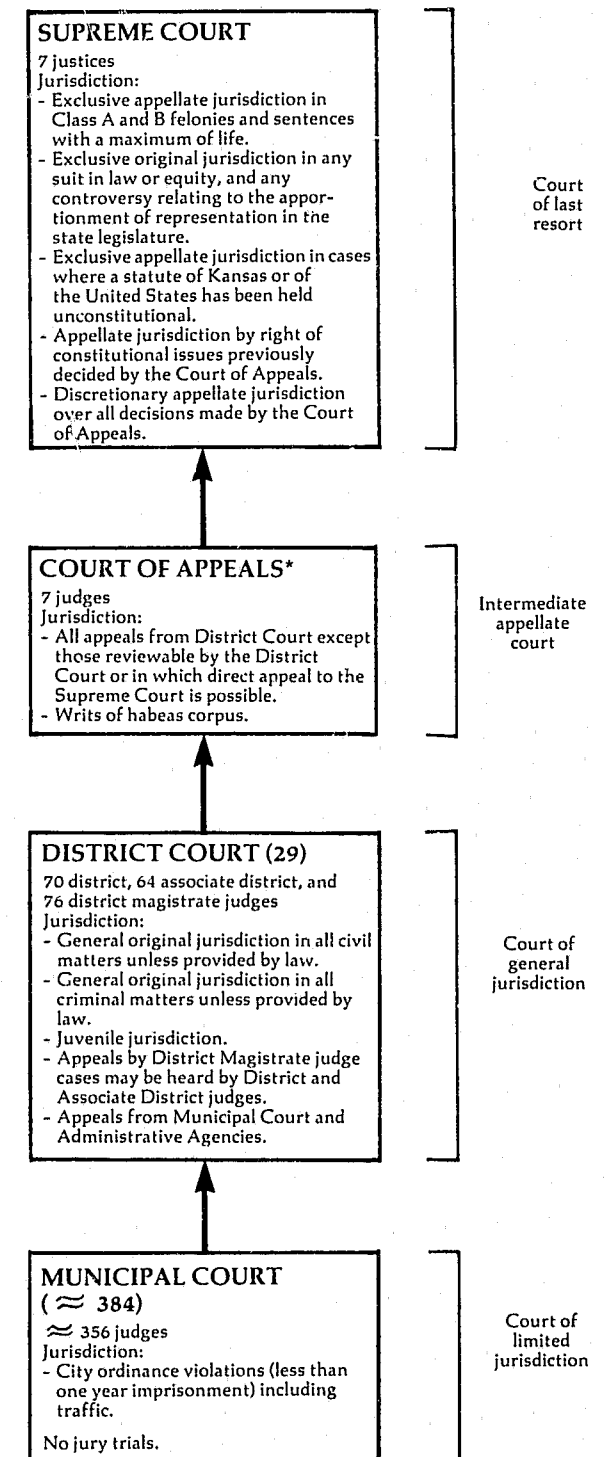
Source: Court Administrator of the Judicial Department, 1977 Annual Statistical Report, Iowa Judiciary (Des Moines, Iowa: 1978). Statistics are from the annual report except that totals have been computed where necessary.

KANSAS COURT SYSTEM, 1977
(July 1, 1976 to January 9, 1977)



↑ Indicates route of appeal.
*These courts were abolished January 10, 1977 as a result of the unification of the court system. Their functions were taken over by the District Court

KANSAS COURT SYSTEM, 1977
(January 10, 1977 to June 30, 1977)



↑ Indicates route of appeal.
*Established January 10, 1977.

KANSAS SUPREME COURT
Court of last resort
7 Justices
July 1, 1976 to June 30, 1977

	Beginning pending	Filed	Disposed	End pending
Cases:				
Appeals:				
Civil:				
K.S.A. 60-1507J	X	X	17	X
Other civil	X	X	120	X
Transferred to Court of Appeals	X	X	124	X
Total	X	X	261	X
Criminal:				
Direct criminal	X	X	142	X
Transferred to Court of Appeals	X	X	11	X
Total	110	205	153	162
Appeal of administrative agency cases				
Workmen's compensation	X	X	15	X
Total appeals	333	436	429	340
Other cases:				
Original proceedings:				
Original jurisdiction:				
Habeas corpus	X	X	8	X
Mandamus	X	X	8	X
Application for disability retirement	X	X	1	X
Total	X	X	17	X
Disciplinary	X	X	5	X
Total	4	28	22	10
Requests to appeal				
Total other cases	4	28	22	10
Total cases	337	464	451	350
Other proceedings:				
Other matters:				
Application for intermediate relief (Rules 5, 15, 16, and 17)	0	28	28	0
Total other proceedings	0	28	28	0

Disposition of cases

	Appeals				Original proceedings			Total
	Civil	Criminal	Agency	Total	Jurisdiction	Disciplinary	Total	
Affirmed	74	112	12	198	--	--	--	198
Reversed	28	17	1	46	--	--	--	46
Affirmed in part, revised in part	6	5	0	11	--	--	--	11
Remanded to District Court	--	--	--	--	1	1	2	2
Remanded to Board of Bar Examiners	--	--	--	--	--	1	1	1
Dismissed	29	8	2	39	6	2	8	37
Granted	--	--	--	--	3	--	3	3
Deafed	--	--	--	--	7	--	7	7
Public censure	--	--	--	--	--	1	1	1
Transferred	124	11	0	135	0	0	0	135

Time intervals (average months)

	Appeals		
	Civil	Criminal	Agency
Notice of appeal to docketing (filing of record on appeal) ...	5.5	8.6	4.4
Docketing (filing of record on appeal) to readiness	4.1	4.5	3.2
Readiness to decision	8.7	5.2	4.0
Docketing (filing of record on appeal) to submission	11.9	8.2	6.0
Docketing (filing of record on appeal) to decision	12.8	9.7	7.2
Notice of appeal to decision	18.3	18.3	11.6

Status of pending cases (6/30/77)

	Appeals			Age of pending cases (months)		
	Civil and agency	Criminal	Total	Civil and agency	Criminal	Total
Not ready for submission:						
No briefs filed	27	68	95	93	112	205
Appellant only ready	43	44	87	54	39	93
Total	70	112	182	6	3	9
Ready for submission	83	42	125	153	154	307
Submitted	25	8	33			
Cases pending:						
6 months or less				93	112	205
7 to 12 months				54	39	93
13 months or more				6	3	9
Total				153	154	307
Average age				5.5 months	4.6 months	5.0 months

Boldface headings indicate the classifications used by the NCSP.
Blank space = Not enough information is known. The category may or may not be handled by the court.
X = The data for this case type are known to be included in the total but were not available by category.
-- = Not applicable.

Explanation of data included in the category:

K.S.A. 60-1507 is a procedure in lieu of habeas corpus for prisoners which permits collateral attack on sentencing, etc.

Source: Judicial Council, Kansas Judicial Council Bulletin 1977, 51st Annual Report (Topeka, Kansas: December 1977). Statistics are from the annual report except that totals have been computed where necessary.

KANSAS COURT OF APPEALS^a
Intermediate Appellate Court
7 Judges
January 10, 1977 to June 30, 1977^b

	Beginning pending	Filed	Disposed	End pending
Cases:				
Appeals:				
Civil	124J	275	117	282
Criminal	11J	95	16	90
Total appeals	135J	370	133	372
Other cases:				
Original proceedings				
Requests to appeal				
Total other cases				
Total cases	135J	370	133J	372

Manner of disposition

Appeals terminated by opinion 98J

Disposition of appeals

	Civil	Criminal	Total
Affirmed	72	6	78
Reversed	14	3	17
Transferred to Supreme Court from docketing	2	0	2
Dismissed	26	7	33
Affirmed in part, reversed in part	3	0	3

Age of pending cases (6/30/77)

Status of pending cases (6/30/77)

Cases pending:	Appeals			Not ready for submission:	Appeals		
	Civil	Criminal	Total		Civil	Criminal	Total
6 months or less	232	86	318	No briefs filed	152	59	211
7 to 12 months	3	0	3	Appellant only ready	42	20	62
13 months or more	2	0	2	Total	194	79	273
Total	237	86	323	Ready for submission	43	7	50
Average age (months)	2.7	2.5	2.6	Submitted	45	4	49

Time interval (average months)

	Civil	Criminal	Total
Number of appeals	87	9	96
Notice of appeal to decision	19.2	19.5	19.2
Notice of appeal to docketing	6.2	7.6	6.3
Docketing to decision	13.0	11.9	12.9
Docketing to readiness	3.8	5.5	4.0
Readiness to decision	9.2	6.4	8.9
Docketing to submission	11.8	11.2	11.7
Notice of appeal to transfer from Supreme Court ...	X	X	15.8
Readiness to transfer from Supreme Court	X	X	5.5
Transfer to decision	X	X	3.4

Boldface headings indicate the classifications used by the NCSP.

Blank space = Not enough information is known. The case category may or may not be handled by the court.

X = The data for this case type are known to be included in the total but were not available by category.

^aCourt jurisdiction:

The Court of Appeals was created as the intermediate appellate court of Kansas on January 10, 1977.

^bExplanation of data included in the category:

Data displayed represent the six-month period from the inception of the court until the close of the fiscal year.

Beginning pending appeals represent the number of cases transferred in January from the Supreme Court.

Appeals terminated by opinion include two appeals decided under the new rules, effective January 10, 1977. The remaining 96 opinions were ready at the time of transfer from the Supreme Court, and were decided under the old rules.

Source: Judicial Council, Kansas Judicial Council Bulletin 1977, 51st Annual Report (Topeka, Kansas: December 1977). Statistics are from the annual report except that totals have been computed where necessary.

KANSAS DISTRICT COURT
 Court of general jurisdiction
 29 districts: 70^c district, 64^c associate district, and 76^c district magistrate judges
 July 1, 1976 to June 30, 1977

	Beginning pending	Filed	Disposed	End pending
Civil^d:				
Law:				
Chapter 61 ^b	0	14,695	X	X
Tort:				
Auto tort:				
Auto negligence	1,428	1,151	1,147	1,432
Other tort	1,693 ^f	1,510	1,397	1,806
Total	3,121 ^f	2,661	2,544	3,238
Contract	4,134 ^f	6,857	6,630	4,361
Small claims ^b	0	4,858	X	X
Real property rights:				
Foreclosure	531 ^f	1,085	1,006	610
Real property	603 ^f	1,203	1,148	658
Total	1,134 ^f	2,288	2,154	1,268
Domestic relations:				
Marriage dissolution:				
Divorce	7,159 ^f	18,600	18,315	7,444
Separate maintenance	261 ^f	415	453	223
Annulment	85 ^f	398	394	89
Total	7,505 ^f	19,413	19,162	7,756
Support/custody:				
Reciprocal IN	576 ^f	1,515	1,318	773
Reciprocal OUT	112 ^f	1,352	1,277	187
Other domestic relations	688 ^f	2,867	2,595	960
Total	259 ^f	819	579	499
Other domestic relations	8,452 ^f	23,099	21,336	9,215
Total	(j)	(j)	(j)	(j)
Appeal				
Extraordinary writ:				
K.S.A. 60-1507 ^j	18 ^f	60	51	27
Injunction, quo warranto, mandamus	245 ^f	383	353	275
Total	263 ^f	443	404	302
Other civil:				
Other regular civil	2,479 ^f	3,104	3,117	2,466
Total civil	19,583 ^f	58,005	50,502	27,086
Criminal^d:				
Felony	1,767	9,444	7,276	3,935
Misdemeanor ^b	332	9,350	6,009	3,673
Appeal	490 ^f	1,041	1,127	404
Total criminal	2,589 ^f	19,835	14,412	8,012
Traffic:				
DWI/DUI:				
Driving while intoxicated ^b	38 ^f	43	64	17
Other traffic violation:				
Other traffic ^b	45 ^f	69	96	18
Traffic ^b	0	107,758	101,495	6,263
Total	45 ^f	107,827	101,591	6,281
Total traffic	83 ^f	107,870	101,655	6,298
Grand total	22,255^f	185,710	166,569	41,396

Contested trial^d

	Jury	Non-jury	Total
Civil	323	10,289	10,612
Criminal	612	727	1,339
Traffic ^b	15	2,158	2,174
Total	950	13,175	14,125

Civil dispositions

Dismissed	15,695
Not contested	24,200

Criminal dispositions^b

Pleas of guilty	8,315
Trial convictions	1,053
Acquitted	286
Dismissed ^b	4,927

Traffic dispositions^b

Pleas of guilty	84,255
Bond forfeiture	11,910
Dismissed	3,156
Guilty at trial (conviction)	1,992
Not guilty at trial (acquitted)	182

Time interval (months)

Contested civil

Age of cases at disposition:	Contested civil	Contested criminal
Under 6 months	5,464	1,169
6 to 12 months	1,801	138
Over 12 months	1,721	32

Kansas District Court (continued)

Age of pending cases (6/30/77)

	12 months or less	12 to 24 months	Over 24 months
Civil:			
Tort:			
Auto tort	832	427	173
Other tort	1,084	521	201
Total	1,916	948	374
Contract	3,069	921	371
Law and small claims	6,236	0	0
Real property rights	934	221	113
Domestic relations:			
Marriage dissolution	7,186	489	81
Support/custody	830	110	20
Other domestic relations	450	38	11
Total	8,466	637	112
Extraordinary writ	213	52	37
Other civil	1,580	632	254
Total	22,414	3,411	1,261
Criminal:			
Felony	3,707	179	54
Misdemeanor	3,575	78	20
Appeal	345	41	18
Total	7,627	298	92
Traffic:			
DWI/DUI	10	7	0
Other traffic violation	6,273	7	1
Total	6,283	14	1
Grand total	36,324	3,723	1,354

Boldface headings indicate the classifications used by the NCSP.

X - The data for this case type are known to be included in the total but were not available by category.

^bParticular court or reporting system information:

The trial courts of Kansas were unified as of January 10, 1977. The reporting structure changed on this date to incorporate the new types of cases being handled by the District Court. Chapter 61, small claims, and traffic cases were previously handled by limited jurisdiction courts. The volume of cases in this chart reflects activity for these case types from January 10, 1977 to June 30, 1977. The DWI/DUI and other traffic cases were reported separately for July 1, 1976 to January 9, 1977; after unification these cases were classified as misdemeanors. Estate, juvenile, mental health, and some domestic relations cases were also handled after January 10, 1977, however these cases could not be separated from those handled prior to unification and are displayed on the Probate Court and Juvenile Court chart.

^cJudge information:

Numbers of judges for the District Court are given for the end of the 1977 court year, after unification.

^dCase definition or unit of count:

A civil case is counted at the filing of a petition or complaint. Appeals are filed in categories according to the nature of the case.

The criminal case unit of count is the number of informations, indictments, or complaints.

A jury trial is counted when the jury is impaneled.

A non-jury trial is counted if the case is contested (an attorney appears in opposition).

^eBeginning pending figure for the 1977 court year does not equal the end pending figure for the 1976 court year:

Figures are as given in the annual report.

^fExplanation of data included in the category:

Civil appeals are listed in categories according to the nature of the suit.

Chapter 61 cases are limited action cases which include the categories of auto tort, professional tort, product liability tort, other tort, contract, small claims, real estate and personal property (real property rights), tax appeals and workman's compensation (appeal of administrative agency cases), and K.S.A. 60-1507 and habeas corpus (extraordinary writ).

K.S.A. 60-1507 is a procedure in lieu of habeas corpus for prisoners which permits collateral attack on sentencing, etc.

^gCategories for disposition type or trial data:

Dismissed criminal dispositions include dismissals, other uncontested matters, and appeals from lower courts.

Criminal dispositions and trials include dispositions of DWI/DUI and other traffic cases.

Traffic dispositions and trials do not include DWI/DUI and other traffic dispositions.

Sources: Judicial Council, Kansas Judicial Council Bulletin 1977, 51st Annual Report (Topeka, Kansas: 1977), and Office of Judicial Administrator, Statistical Report on the District Courts 1977 (Topeka, Kansas: 1977). Statistics are from the annual reports except that totals have been computed where necessary.

KANSAS COUNTY COURT^b
 Court of limited jurisdiction
 93 counties, probate judges serve
 July 1, 1976 to January 9, 1977^b

	Beginning pending	Filed	Disposed	End pending
Civil^d:				
Law:				
Civil	2,803 ^l	2,908 ^h	4,559	1,152
Total civil	2,803 ^l	2,908 ^h	4,559	1,152
Criminal^d:				
Total criminal	X	X	X	X
Traffic:				
Total traffic	X	X	X	X
Grand total	10,524^l	88,187^h	94,566	4,145

Trial ^d			Civil dispositions		Criminal and traffic dispositions		
	Jury	Non-jury	Total				
Civil	1	511	512	Dismissed	1,763	Pleas of guilty	82,577
Criminal and traffic	X	X	1,904	Not contested	2,284	Trial convicted	1,721
Total	X	X	2,416			Trial acquitted	183
						Dismissed	4,637
						Bound over to District Court....	889

Boldface headings indicate the classifications used by the NCSP.
 X = The data for this case type are known to be included in the total but were not available by category.

^bParticular court or reporting system information:
 As a result of the unification of the trial courts, this court was abolished in January 1977. Data are for a 6-month period from the beginning of the court year through January 9, 1977.

^dCase definition or unit of count:
 A civil case is counted with the filing of a petition or complaint.
 The criminal case unit of count is the number of informations, indictments, or complaints.
 A jury trial is counted when the jury is impaneled.
 A non-jury trial is counted if the case is contested (an attorney appears in opposition).

^hFigure was computed:
 Filed figure was computed from pending and disposed data.

^lSpecial source or revision in data:
 Beginning pending figures were obtained from the Kansas Judicial Council Bulletin, 1976.

Sources: Judicial Council, Kansas Judicial Council Bulletin 1976, 50th Annual Report: 1977, 51st Annual Report (Topeka, Kansas: 1976, 1977).
 Statistics are from the annual reports except that totals have been computed where necessary.

KANSAS PROBATE COURT AND JUVENILE COURT^b
 Court of limited jurisdiction
 109 courts, 109 judges
 July 1, 1976 to June 30, 1977

	Beginning pending	Filed	Disposed	End pending
Civil^d:				
Domestic relations:				
Adoption:				
Adoption proceedings	N/A	N/A	2,263	N/A
Estate:				
Probate/wills/intestate:				
Estates of decedents	9,064 ^f	6,330	5,053	10,341
Guardianship/conservatorship/trusteeship:				
Guardianships and conservatorships	8,578 ^f	1,880	1,039	9,419
Trust accounts during year	N/A	842	N/A	N/A
Total	8,578 ^{f1}	2,722	1,039 ¹	9,419 ¹
Other estate:				
Determination of descent	N/A	N/A	2,706	N/A
Miscellaneous	N/A	N/A	850	N/A
Foreign transcripts	N/A	N/A	1,743	N/A
Total	N/A	N/A	5,299	N/A
Total	17,642 ^{f1}	9,052 ¹	11,391 ¹	19,760 ^{1g}
Mental health:				
Care and treatment proceedings	N/A	N/A	2,583	N/A
Extraordinary writ:				
Habeas corpus hearings	N/A	N/A	11	N/A
Orders in absence of District Court judge	N/A	N/A	447	N/A
Total	N/A	N/A	458	N/A
Total civil	17,642 ^{f1}	9,052 ¹	16,695 ¹	19,760 ¹
Juvenile:				
Total juvenile	N/A	N/A	22,070	N/A
Grand total	17,642^{f1}	9,052¹	38,765¹	19,760¹

Age of pending cases (6/30/77)

Time interval (months)

	Less than 1 year	Over 1 year	Probate/wills/intestate	Closed within 15 months	Over 15 months
Probate/wills/intestate	6,283	4,058		3,541	1,512

Boldface headings indicate the classifications used by the NCSP.
 N/A = This case type is handled by the court, but the data are unavailable.

^bParticular court or reporting system information:
 As a result of the unification of the trial courts, this court was abolished in January 1977. After unification, the Probate Court and Juvenile Court were incorporated into the District Court. Data reported are for a 12-month fiscal year. In future years, these cases will be listed on the District Court profile chart.

^dCase definition or unit of count:
 A civil case is counted with the filing of a petition or complaint.

^fBeginning pending figure for the 1977 court year does not equal the end pending figure for the 1976 court year:
 Data are as given in the annual report.

^gChange in pending does not equal the difference between filings and dispositions:
 Figures are as given in the annual report.

¹Data are not complete:
 Total guardianship/conservatorship/trusteeship pending and disposed figures include only guardianships and conservatorships.
 Total estate pending and filed figures do not include other estate cases. Total estate disposed does not include trusts.
 Total civil and grand total pending and filed cases include only guardianship/conservatorship/trusteeship and probate/wills/intestate cases.
 Grand total disposed does not include trusts.

Source: Judicial Council, Kansas Judicial Council Bulletin 1977, 51st Annual Report (Topeka, Kansas: December 1977). Statistics are from the annual report except that totals have been computed where necessary.

KANSAS CITY COURT, MAGISTRATE COURT, AND COMMON PLEAS COURT^b
 Court of limited jurisdiction
 14 courts, 17 judges
 July 1, 1976 to January 9, 1977^b

	Beginning pending	Filed	Disposed	End pending
Civil^d				
Law:				
Civil	5,457 ^l	21,279 ^h	22,363	4,373
Total civil	5,457 ^l	21,279 ^h	22,363	4,373
Criminal^d:				
Total criminal	X	X	X	X
Traffic:				
Total traffic	X	X	X	X
Grand total	9,734^l	82,539^h	85,737	6,536

	Trial ^d			Civil dispositions		Criminal and traffic dispositions		
	Jury	Non-jury	Total	Dismissed	Not contested ...	Pleas of guilty	Trial convicted	Trial acquitted
Civil	3	2,437	2,440	6,624	13,299	50,664	2,112	233
Criminal and traffic ..	X	X	2,345			7,938		
Total	X	X	4,785			2,427		

Boldface headings indicate the classifications used by the NCSP.

X = The data for this case type are known to be included in the total but were not available by category.

^bParticular court or reporting system information:

As a result of the unification of the trial courts, these courts were abolished in January 1977. Data for 12 of the locations are for a 6-month period from the beginning of the court year through January 9, 1977. Data for the remaining two courts (Topeka and Wichita) cover the time period January 1, 1976 through January 9, 1977.

^dCase definition or unit of count:

A civil case is counted with the filing of a petition or complaint.
 The criminal case unit of count is the number of informations, indictments, or complaints.
 A jury trial is counted when the jury is impaneled.
 A non-jury trial is counted if the case is contested (an attorney appears in opposition).

^hFigure was computed:

Filed figure was computed from pending and disposed data.

^lSpecial source or revision in data:

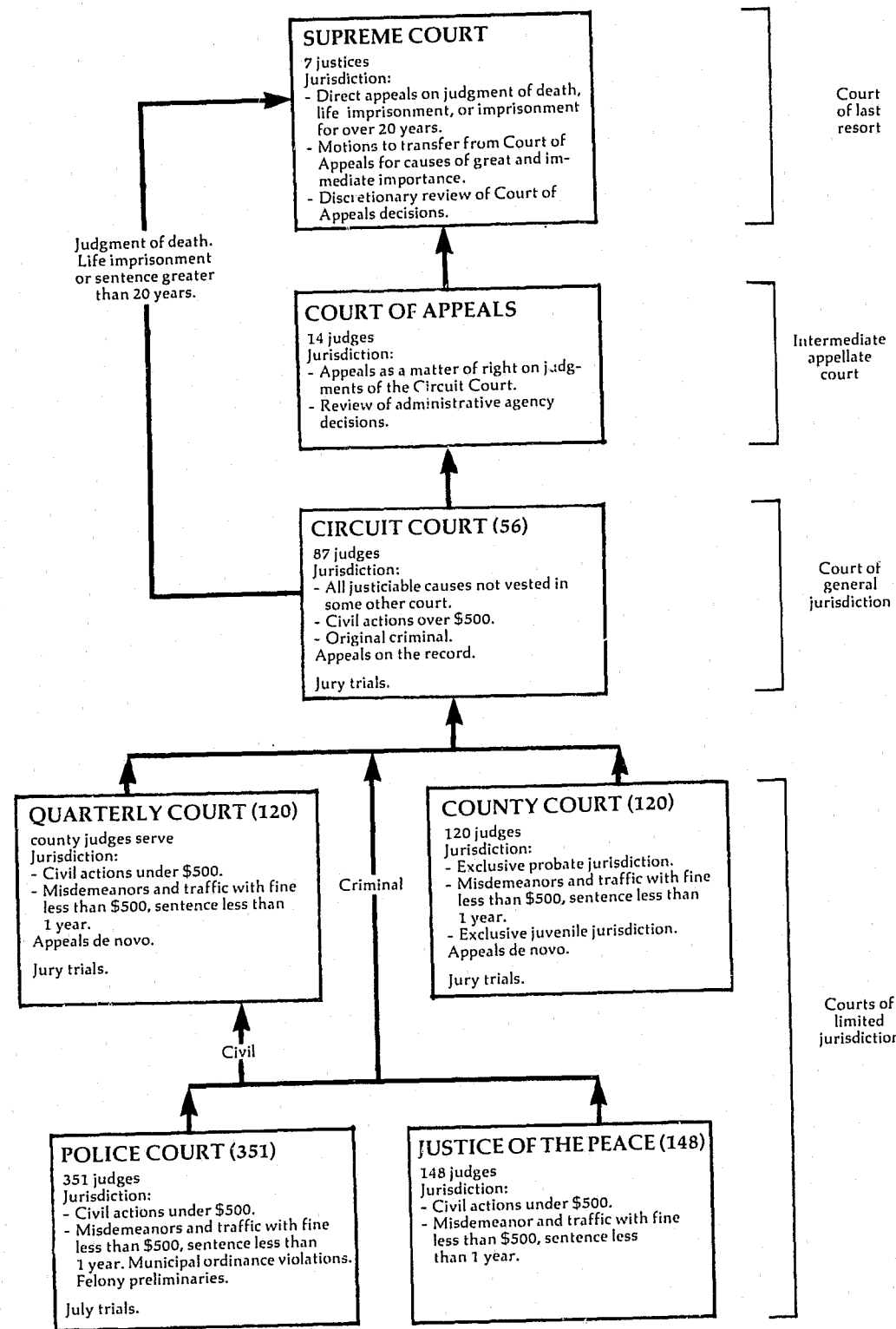
Beginning pending figures were obtained from the Kansas Judicial Council Bulletin, 1976.

Sources: Judicial Council, Kansas Judicial Council Bulletin 1976, 50th Annual Report; 1977, 51st Annual Report (Topeka, Kansas: 1976, 1977).
 Statistics are from the annual reports except that totals have been computed where necessary.

KANSAS MUNICIPAL COURT
 Court of limited jurisdiction
 ~ 384 courts, ~ 356 judges
 July 1, 1976 to January 9, 1977

There were no data available for cases handled in the Municipal Court for fiscal year 1977.

KENTUCKY COURT SYSTEM, 1977



↑ Indicates route of appeal.

Preceding page blank

KENTUCKY SUPREME COURT Court of last resort 7 Justices January 1, 1977 to December 31, 1977

	Beginning pending	Filed	Disposed	End pending
Cases:				
Appeals:				
Total appeals	N/A	781 (39) ^e	851 ^l	N/A
Other cases:				
Original proceedings:				
Original jurisdiction:				
Original actions	N/A	9 ^l	28 ^l	N/A
Actions for injunctive relief	N/A	48	13 ^l	N/A
Total	N/A	57	41	N/A
Requests to appeal:				
Motion for transfer	N/A	24	20 (5) ^e	N/A
Motion for discretionary review	N/A	304	164 (34) ^e	N/A
Total	N/A	328	184 (39) ^e	N/A
Total other cases	N/A	385	225 (39) ^e	N/A
Total cases	N/A	463 (39)^e	1,076 (39)^e	N/A^k
Other proceedings:				
Rehearing requests:				
Petitions for rehearing	N/A	148	155	N/A
Other matters:				
Motions other than Rule 65.09 matters	N/A	946	1,051	N/A
Total other proceedings	N/A	1,094	1,206	N/A ^k

	Manner of disposition			Requests	
	Appeals and Original proceedings			to appeal	Total
	Civil	Criminal	Total		
Opinion	229	201	430	0	430
Order	X	X	73	223	296
Transfer to Court of Appeals..	X	X	389	0	389

Boldface headings indicate the classifications used by the KCSP.
 N/A - This case type is handled by the court, but the data are unavailable.
 X - The data for this case type are known to be included in the total but were not available by category.
^eCases not included in the total to avoid double counting:
 Motions for transfer and motions for discretionary review granted are not counted as disposed until the appeal is disposed; a filing is not counted for the resulting appeal. These granted petitions are the numbers appearing in parentheses.
^lExplanation of data included in the category:
 Total cases disposed include 389 cases transferred to the Court of Appeals.
^kAdditional information:
 At the end of the 1977 court year there were a total of 281 cases and other proceedings pending.
^lSpecial source or revision in data:
 These figures were supplied by the clerk of the court during data verification.
 Source: Administrative Office of the Court, *Annual Report, 1977* (Frankfort, Kentucky). Statistics are from the annual report except that totals have been computed where necessary, and additional data were supplied by the clerk of the court during data verification.

KENTUCKY COURT OF APPEALS
Intermediate appellate court
14 judges
January 1, 1977 to December 31, 1977

	Beginning pending	Filed	Disposed	End pending
Cases:				
Appeals:	635	1,431	1,174	892
Civil	145	363	280	228
Criminal	780	1,794	1,454	1,120
Total appeals				
Other cases:				
Original proceedings:				
Original jurisdiction:				
Original actions	3	103	88	18
Actions for injunctive relief ^a	0	17	16	1
Total	3	120	104	19
Requests to appeal:				
Discretionary review	0	8	6	2
Total	3	128	110	21
Total other cases				
Total cases	783^f	1,922	1,564	1,141
Other proceedings:				
Rehearing requests:				
Petitions for rehearing:				
Civil	0	225	158	96
Criminal	29	61	44	17
Total	29	286	202	113
Total other proceedings	29	286	202	113
Manner of disposition				
Opinion		1,266		
Order		298		

Boldface headings indicate the classifications used by the NCSP.

^aCourt jurisdiction: The court obtained jurisdiction for "actions for injunctive relief" on February 1, 1977 from the Supreme Court.
^fBeginning pending figure for the 1977 court year does not equal the end pending figure for the 1976 court year: Figures are as provided in unpublished data.

Source: Unpublished data supplied by the administrative office of the courts. Statistics are from the unpublished data except that totals have been computed where necessary.

KENTUCKY CIRCUIT COURT*
Court of general jurisdiction
56 districts, 87 judges
January 1, 1977 to December 31, 1977

	Beginning pending	Filed	Disposed	End pending
Civil^d:				
Domestic relations	N/A	28,703	N/A	N/A
Appeal	N/A	220 ^l	N/A	N/A
Other civil	N/A	37,075	N/A	N/A
Total civil	N/A	65,998	N/A	N/A
Criminal^d:				
Felony/misdemeanor:				
Criminal ^j	N/A	12,699 ^l	N/A	N/A
Appeal	N/A	974 ^l	N/A	N/A
Extraordinary writ:				
Prisoner petitions	N/A	(j)	N/A	N/A
Total criminal	N/A	13,673	N/A	N/A
Grand total	N/A	79,671	N/A	N/A

(continued on next page)

Boldface headings indicate the classifications used by the NCSP.
N/A = This case type is handled by the court, but the data are unavailable.

^dCase definition or unit of count:

A civil case is counted with the filing of a petition or complaint.
The criminal case unit of count is in general the number of defendants on the information or indictment. Counts were made for both the number of informations or indictments and the number of defendants. Due to a lack of a common indictment procedure across the state, the number of defendants was used for cross jurisdictional comparison.

^kExplanation of data included in the category:

Prisoner petitions filed may or may not be included in the 12,699 total criminal cases filed.

^kAdditional information:

Data displayed in the profile contain some estimates for counties not reporting.

^lSpecial source or revision in data:

The breakdown of total appeals into civil and criminal appeals was supplied by the administrative office of the court during data verification.

Source: Administrative Office of the Courts, Annual Report, 1977 (Frankfort, Kentucky). Statistics are from the annual report except that totals have been computed where necessary, and additional data were supplied by the administrative office of the court during data verification.

KENTUCKY COUNTY COURT^b, QUARTERLY COURT^b, POLICE COURT^b, AND JUSTICE OF THE PEACE COURT^b
Court of limited jurisdiction
120 county courts, 120 judges; 120 quarterly courts, county judges serve;
351 police courts, 351 judges; 148 justice courts, 148 judges
January 1, 1977 to December 31, 1977

	Beginning pending	Filed	Disposed	End pending
Civil^d:				
Law:				
Civil	N/A	44,382	N/A	N/A
Estate:				
Probate/wills/intestate:				
Probate	N/A	20,547	N/A	N/A
Total civil	N/A	64,929	N/A	N/A
Criminal^d:				
Ordinance violation:				
Criminal/city ordinance	N/A	194,607	N/A	N/A
Preliminary hearing:				
Felony preliminary	N/A	24,733	N/A	N/A
Total criminal	N/A	219,340	N/A	N/A
Traffic:				
Other traffic violation:				
Serious traffic	N/A	74,721	N/A	N/A
Other traffic	N/A	344,241	N/A	N/A
Total	N/A	418,962	N/A	N/A
Total traffic	N/A	418,962	N/A	N/A
Juvenile:				
Total juvenile	N/A	26,930	N/A	N/A
Grand total	N/A	729,563	N/A	N/A

Boldface headings indicate the classifications used by the NCSP.
N/A = This case type is handled by the court, but the data are unavailable.

^bParticular court or reporting system information:

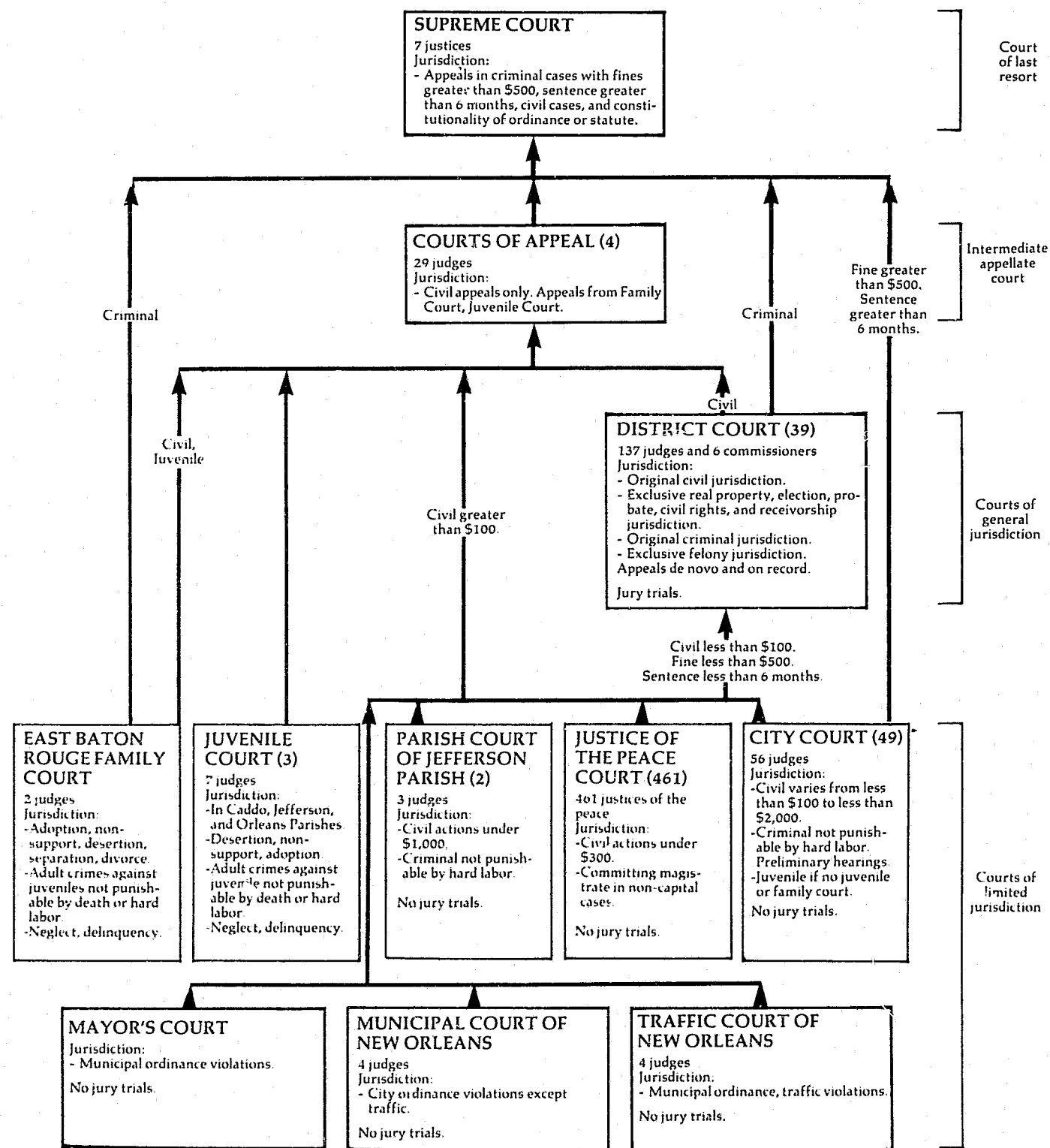
Complete data were received from 50 of the 129 County Courts and Quarterly Courts (41.7%), 173 of the 351 Police Courts (49.3%), and 62 of the 148 Justice of the Peace Courts (41.9%), for a total overall of 46% of the possible courts reporting. Incomplete reports were received from 29 County Courts and Quarterly Courts, 77 Police Courts, and 32 Justice of the Peace Courts. Incomplete data were used to estimate the total case volume for those courts reporting partial data. Where data were not complete, totals were estimated. The figures given above represent data for all courts for the entire year.

^dCase definition or unit of count:

A civil case is counted with the filing of a petition or complaint.
The criminal case unit of count is the number of defendants on the indictment or petition.

Source: Administrative Office of the Courts, Annual Report, 1977 (Frankfort, Kentucky). Statistics are from the annual report except that totals have been computed where necessary.

LOUISIANA COURT SYSTEM, 1977



↑ Indicates route of appeal.

LOUISIANA SUPREME COURT Court of last resort 7 Justices January 1, 1977 to December 31, 1977

	Beginning pending	Filed	Disposed	End pending		
Cases:						
Appeals:						
Appeals ^j	N/A	608	490	N/A		
Writs granted	N/A	(317) ^e	291	N/A		
Total appeals	N/A	608 (317) ^e	781	N/A		
Other cases:						
Original proceedings:						
Other matters:						
Disciplinary:	N/A	5	5	N/A		
Original jurisdiction petitions ^j	N/A	31	5	N/A		
Total	N/A	36	10	N/A		
Requests to appeal:						
Writs	N/A	1,622	1,222 (317) ^e	N/A		
Total other cases	N/A	1,658	1,232 (317) ^e	N/A		
Total cases	N/A	2,266 (317) ^e	2,013 (317) ^e	N/A		
Other proceedings:						
Rehearing requests:						
Rehearing requests	N/A	169	181	N/A		
Total other proceedings	N/A	169	181	N/A		
Manner of disposition						
	Appeals	Disciplinary	Requests to appeal	Original jurisdiction	Total cases	Rehearing requests
Written opinion	398	5	---	5	408	(k)
Per curiam without opinion	200	0	---	0	200	0
Dismissed	15	0	15	0	30	0
Granted	---	---	317	---	317	11
Denied	---	---	1,155	---	1,155	170
Not considered	---	---	52	---	52	---

Boldface headings indicate the classifications used by the NCSP.
Blank space = Not enough information is known. The case category may or may not be handled by the court.
N/A = This case type is handled by the court, but the data are unavailable.
-- = Not applicable.

^eCases not included in the total to avoid double counting:
Writs granted are not counted as disposed until the resulting appeal is disposed and a filing is not counted for the resulting appeal.
These granted writs are the numbers appearing in parentheses.
Explanation of data included in the category:
Appeals filed include a few habeas corpus original jurisdiction cases.
Original jurisdiction petitions under disciplinary include some nondisciplinary bar matters as well as disciplinary cases.
Additional information:
There were 12 opinions written on rehearing requests disposed.

Source: Judicial Administrator, Judicial Council Annual Report with 1977 Statistics and Related Data (New Orleans, Louisiana). Statistics are from the annual report except that totals have been computed where necessary.

LOUISIANA COURTS OF APPEAL^a
Intermediate appellate court
4 circuits, 29 judges
January 1, 1977 to December 31, 1977

	Beginning pending	Filed	Disposed	End pending
Cases:				
Appeals:				
Civil	X	2,092	2,054	X
Total appeals	X	2,092	2,054	X
Other cases:				
Original proceedings:				
Original jurisdiction		315	298 ^b	X
Writs	X			
Requests to appeal	X			X
Total other cases	X	315	298 ^b	X
Total cases	854^{fh}	2,407	2,352	909
Other proceedings:				
Rehearing requests	N/A	N/A	931	N/A
Total other proceedings	N/A	N/A	931	N/A

Manner of disposition	Disposition of cases	Status of pending cases (12/31/77)
Judgments rendered	1,871	To be argued
Cases dismissed	183	Argued but not decided
	Original jurisdiction	693
	Granted	216
	Refused	
	89	
	209	

Boldface headings indicate the classifications used by the NCSP.
Blank space = Not enough information is known. The case category may or may not be handled by the court.
N/A = This case type is handled by the court, but the data are unavailable.
X = The data for this case type are known to be included in the total but were not available by category.

^aCourt jurisdiction:
The court hears civil appeals only.
^fBeginning pending figure for the 1977 court year does not equal the end pending figure for the 1976 court year.
Figure is as calculated from data given in the annual report.
^hFigure was computed:
The writs disposed figure was computed by adding writs refused and writs granted.
Beginning pending figure was computed from filing, disposition, and end pending data.

Source: Judicial Administrator, Judicial Council Annual Report with 1977 Statistics and Related Data (New Orleans, Louisiana). Statistics are from the annual report except that totals have been computed where necessary, and corrections were made by the state court administrative office during data verification.

LOUISIANA DISTRICT COURT
Court of general jurisdiction
39 districts, 137 judges and 6 commissioners
January 1, 1977 to December 31, 1977

	Beginning pending	Filed	Disposed	End pending
Civil^d:				
Total civil	N/A	133,369	N/A	N/A
Criminal^d:				
Total criminal	N/A	236,010	N/A	N/A
Grand total	N/A	369,379	N/A	N/A

Time interval (percent of total dispositions)

	1 to 3 months	4 to 6 months	7 to 12 months	More than one year
Filing to disposition:				
Civil	77.0%	10.0%	3.5%	9.5%
Felony	53.0%	19.0%	9.0%	19.0%

Boldface headings indicate the classifications used by the NCSP.
N/A = This case type is handled by the court, but the data are unavailable.

^dCase definition or unit of count:
A civil case is counted with the filing of a petition or complaint.
The criminal case unit of count is the number of defendants on the information or indictment.

Source: Judicial Administrator, Judicial Council Annual Report with 1977 Statistics and Related Data (New Orleans, Louisiana). Statistics are from the annual report except that totals have been computed where necessary, and revisions were made by the state court administrative office during data verification.

LOUISIANA FAMILY COURT AND JUVENILE COURT^b
Court of limited jurisdiction
1 court, 2 judges; 3 courts, 7 judges
January 1, 1977 to December 31, 1977

	Beginning pending	Filed	Disposed	End pending
Juvenile:				
Total juvenile	N/A	26,217	N/A	N/A
Grand total	N/A	26,217	N/A	N/A

Boldface headings indicate the classifications used by the NCSP.
N/A = This case type is handled by the court, but the data are unavailable.

^bParticular court or reporting system information:
The Louisiana judicial reporting system is undergoing modifications. Filings from Caddo Family Court and Juvenile Court were derived from new case numbers assigned and counts of dispositions, and may not be comparable to data from the other courts.

Source: Judicial Administrator, Judicial Council Annual Report with 1977 Statistics and Related Data (New Orleans, Louisiana). Statistics are from the annual report except that totals have been computed where necessary.

LOUISIANA CITY COURT¹ AND PARISH COURT¹, AND MUNICIPAL COURT AND TRAFFIC COURT OF NEW ORLEANS
 Court of limited jurisdiction
 49 courts, 56 judges; 2 courts, 3 judges; 1 court, 4 judges; 1 court, 4 judges
 January 1, 1977 to December 31, 1977

	Beginning pending	Filed	Disposed	End pending
Civil^d:				
Law:				
Civil	N/A	62,351 ^d	N/A	N/A
Total civil	N/A	62,351 ^d	N/A	N/A
Criminal^d:				
Total criminal	N/A	110,621 ^d	N/A	N/A
Traffic:				
Other traffic violation	N/A	382,865 ^d	N/A	N/A
Total traffic	N/A	382,865 ^d	N/A	N/A
Juvenile^j:				
Total juvenile	N/A	13,976 ^d	N/A	N/A
Grand total	N/A	569,813 ^d	N/A	N/A

Boldface headings indicate the classifications used by the NCSP.
 N/A - This case type is handled by the court, but the data are unavailable.

^dCase definition or unit of count:
 A civil case is counted with the filing of a petition or complaint.
 The criminal case unit of count is the number of informations, indictments, or complaints.

ⁱData are not complete:
 Data were not available for Houma and Plaquemines. Filings for the following courts are estimates based on nine months data: Jefferson Second Parish Court, Slidell, and Winnfield. Marksville and Pineville reports were estimated based on eight months data.

^jExplanation of data included in the category:
 Juvenile traffic filings are included in the juvenile total filings.

Source: Judicial Administrator, Judicial Council Annual Report with 1977 Statistics and Related Data (New Orleans, Louisiana). Statistics are from the annual report except that totals have been computed where necessary, and revisions were made by the state court administrative office during data verification.

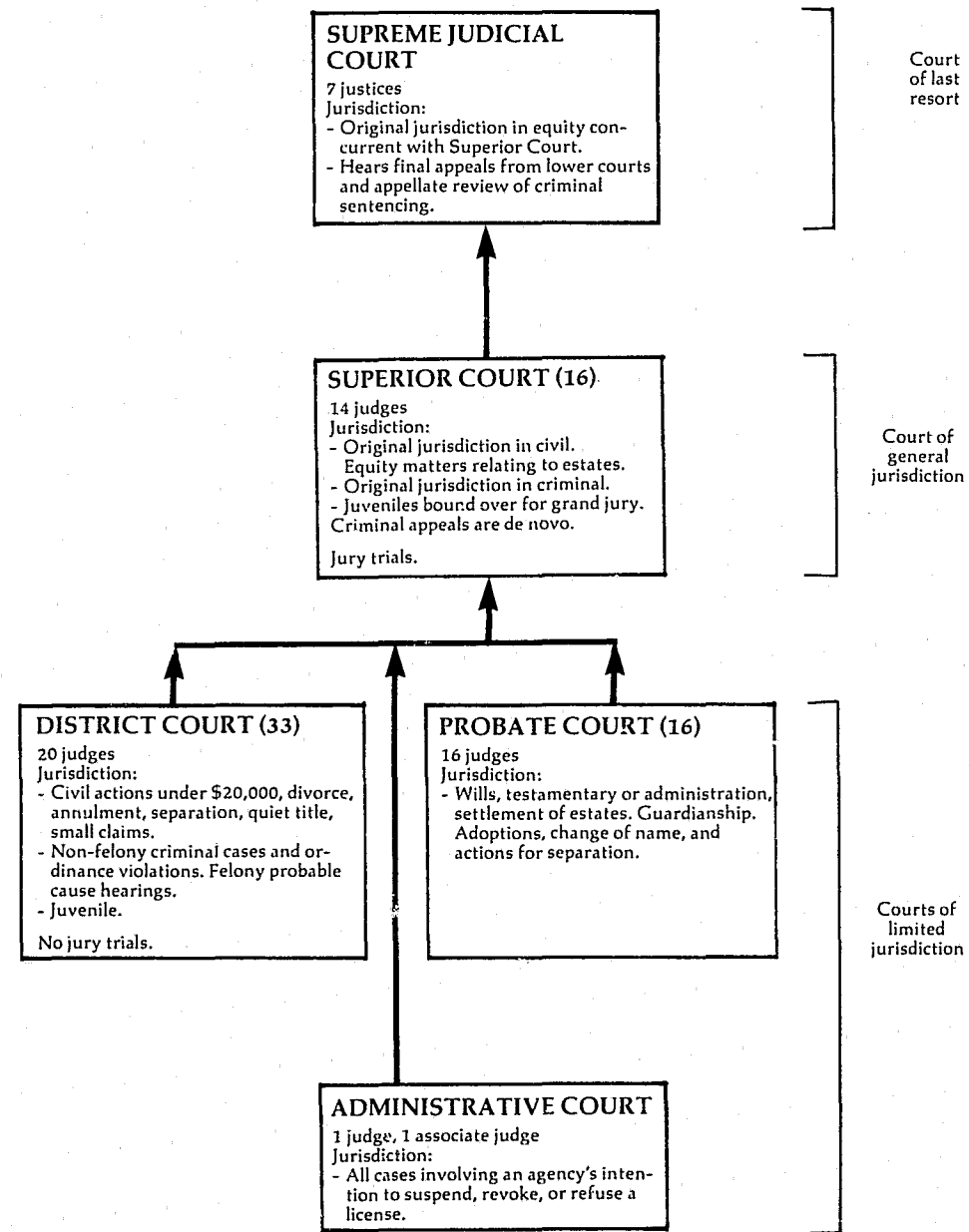
LOUISIANA JUSTICE OF THE PEACE COURT
 Court of limited jurisdiction
 461 courts, 461 justices of the peace
 January 1, 1977 to December 31, 1977

There were no data available for cases handled in the Justice of the Peace Court for 1977.

LOUISIANA MAYOR'S COURT
 Court of limited jurisdiction
 January 1, 1977 to December 31, 1977

There were no data available for cases handled in the Mayor's Court for 1977.

MAINE COURT SYSTEM, 1977



↑ Indicates route of appeal.

MAINE SUPREME JUDICIAL COURT Court of last resort 7 justices January 1, 1977 to December 31, 1977

	Beginning pending	Filed	Disposed	End pending
Cases:				
Appeals:				
Civil:				
New appeals	X	168	X	X
Reports	X	6	X	X
Total	143	174	112	205
Criminal:				
New appeals	X	145	X	X
Interlocutory appeals	X	7	X	X
Total	196	152	124	164
Total appeals	279	326	236	369
Other cases:				
Original proceedings:				
Advisory opinions:				
Solemn occasion opinions	0	3	3	0
Sentence review only:				
Appeals in the appellate division	35	50	43	42
Total other cases	35	53	46	42
Total cases	314	379	282	411
Manner of disposition				
	Civil Criminal Total			Disposition of appeals
Written opinion	90	73	163	Sustained (reversed)
Per curiam and memorandum opinions	4	14	18	Denied (affirmed)
Solemn occasion opinions ..	3	0	3	Remanded
				Dismissed before argument ..
				Dismissed
Status of pending cases (appeals) (12/31/77)				
Not yet at issue	132			Sentence unchanged
At issue awaiting oral argument ..	64			Sentence reduced
Orally argued awaiting opinion ...	173			Sentence increased

Boldface headings indicate the classifications used by the NCSF.
 X = The data for this case type are known to be included in the total but were not available by category.
 Source: Administrative Office of the Courts, Annual Report 1977 (Auburn, Maine: 1978). Statistics are from the annual report except that totals have been computed where necessary, and corrections were made during the process of data verification by the clerk of court.

MAINE SUPERIOR COURT
Court of general jurisdiction
16 counties, 14 judges
January 1, 1977 to December 31, 1977

	Beginning pending	Filed	Disposed	End pending
Civil^d:				
Law:				
Other civil	2,510	2,642	1,853	3,302 ^e
Tort:				
Damages	927	874	584	1,217
Personal injury	1,263	956	666	1,553
Total	2,190	1,830	1,250	2,770
Contract	1,604	1,108	854	1,858
Domestic relations:				
Marriage dissolution:				
Divorce	226	536	337	425
Support/custody:				
URESAs	619	1,171	735	1,055
URESAs	845	1,707	1,072	1,480
Total				
Appeal:				
Appeal of trial court case:				
Infraction appeal	10	24	20	14
Other appeal	186	200	147	239
Total	196	224	167	253
Extraordinary writ:				
Habeas corpus	58	57	58	57
Total civil	7,403^f	7,568	5,254	9,720^g
Criminal^d:				
Felony:				
Classes A, B, and C	815	3,094	2,346	1,563
Misdemeanor:				
Classes D and E	722	2,523	2,042	1,203
Ordinance violation	(J)	(J)	(J)	(J)
Other criminal ^j	314 ^j	521 ^j	463 ^j	372 ^j
Total criminal	1,851^f	6,138	4,851	3,138
Traffic:				
Other traffic violation:				
Title 29	397	1,881	1,429	849
Total traffic	397	1,881	1,429	849
Grand total	9,651^f	15,587	11,534	13,707^g

	Trial ^d			Time interval data (average days)		
	Jury	Non-jury	Total	Civil:		
Civil ^h	167	226	393	Pretrial memo to pretrial conference	126	
Criminal:				Pretrial conference to jury trial	201	
Felony	230	79	309	Pretrial conference to jury-waived trial	176 ^m	
Misdemeanor	114	105	219	Pretrial conference to other disposition	226	
Other criminal	22	14	36			
Total	366	198	564	Criminal (felony):		
Traffic	108	56	164	Arraignment to jury trial	106	
Grand total	641	480	1,121	Arraignment to jury-waived trial	93	
				Arraignment to disposition	85	

Boldface headings indicate the classifications used by the NCSP.

^dCase definition or unit of count:

A civil case is counted with the filing of a petition or complaint.
The criminal case unit of count is the number of informations, indictments, or complaints.

A trial is counted by the state when it has officially begun.

^eBeginning pending figure for the 1977 court year does not equal the end pending figure for the 1976 court year:
Figures are as given in the annual report.

^fChange in pending does not equal the difference between filings and dispositions:
Figures are as given in the annual report.

^gExplanation of data included in the category:
Other criminal incorporates cases which fall outside Title 17A and Title 12. It includes inland fisheries violations, wildlife violations, and municipal ordinance violations cases.

^hInformation on disposition type on trial data:
Civil trial data do not include URESA cases.

ⁱInformation on time interval or age of pending data:
Pretrial conference to jury-waived trial time interval figure does not include Aroostock and York counties.

Source: Administrative Office of the Courts, Annual Report 1977 (Auburn, Maine: 1978). Statistics are from the annual report except that totals have been computed where necessary.

MAINE DISTRICT COURT
Court of limited jurisdiction
33 courts, 20 judges
July 1, 1976 to June 30, 1977

	Beginning pending	Filed	Disposed	End pending
Civil^d:				
Law:				
Civil	N/A	11,803	N/A	N/A
Money judgments	N/A	5,452 ⁱ	N/A	N/A
Total	N/A	17,255 ⁱ	N/A	N/A
Small claims	N/A	14,551 ⁱ	N/A	N/A
Domestic relations:				
Marriage dissolution:				
Divorce	N/A	7,190 ⁱ	N/A	N/A
Support/custody:				
Reciprocal	N/A	85 ⁱ	N/A	N/A
Total	N/A	7,275 ⁱ	N/A	N/A
Mental health	N/A	479 ⁱ	N/A	N/A
Total civil	N/A	39,560ⁱ	N/A	N/A
Criminal^d:				
Total criminal	N/A	X	N/A	N/A
Traffic:				
Total traffic	N/A	X	N/A	N/A
Juvenile:				
Total juvenile	N/A	5,083 ⁱ	N/A	N/A
Grand total	N/A	186,823ⁱⁱ	N/A	N/A

Boldface headings indicate the classifications used by the NCSP.

N/A = This case type is handled by the court, but the data are unavailable.

X = The data for this case type are known to be included in the total but were not available by category.

^dCase definition or unit of count:

A civil case is counted with the filing of a petition or complaint.

The criminal case unit of count is the number of informations, indictments, or complaints.

ⁱData are not complete:

Data for money judgments, small claims, divorce, and juvenile were not reported by Fort Kent and VanBuren Counties.

Only Bath, Belfast, Caribou, Machias, Madawaska, Rockland, and Wiscasset reported reciprocal cases.

Only Augusta and Bangor reported mental health data.

ⁱⁱSpecial source or revision in the data:

The grand total cases filed figure was corrected by the administrative office of the courts during the data verification process.

Source: Administrative Office of the Courts, Annual Report 1977 (Auburn, Maine: 1978). Statistics are from the annual report except that totals have been computed where necessary, and corrections were made during the process of data verification.

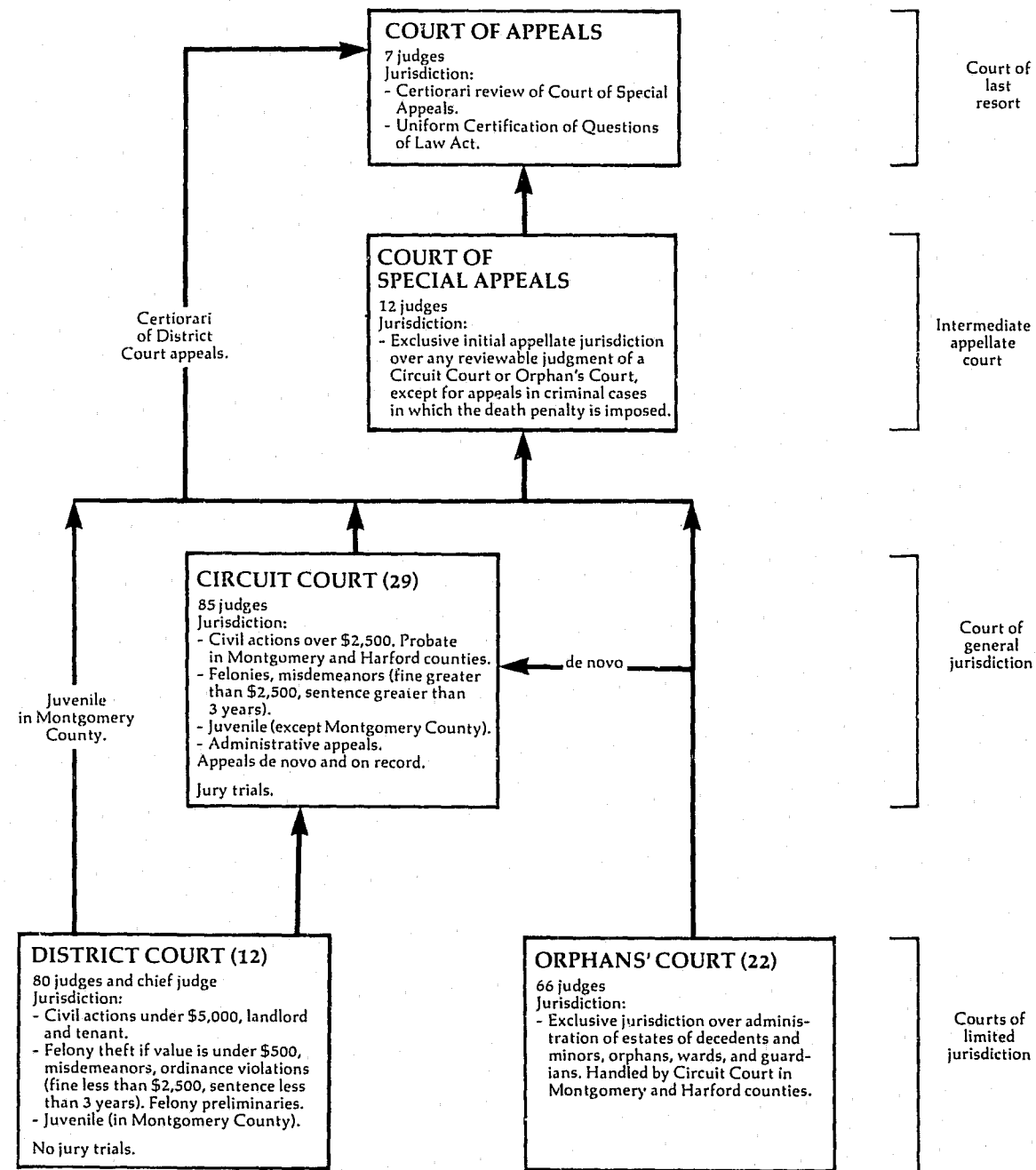
MAINE PROBATE COURT
Court of limited jurisdiction
16 courts, 16 judges
January 1, 1977 to December 31, 1977

There were no data available for cases handled in the Probate Court for 1977.

MAINE ADMINISTRATIVE COURT
Court of limited jurisdiction
1 judge, 1 associate judge
July 1, 1976 to June 30, 1977

There were no data available for cases handled by the Administrative Court for 1977.

MARYLAND COURT SYSTEM, 1977



↑ Indicates route of appeal.

CONTINUED

3 OF 5

MARYLAND COURT OF APPEALS
 Court of last resort
 7 judges
 July 1, 1976 to June 30, 1977

	Beginning pending	Filed	Disposed	End pending
Cases:				
Appeals:				
Civil	6	62 ^h (72) ^e	132	8
Criminal	8	(39) ^{eh}	42	5
Total appeals	14	62 ^h (111) ^e	174	13
Other cases:				
Original proceedings:				
Disciplinary	0	16	16	0
Requests to appeal:				
Applications for certiorari:				
Civil	0	212	140 (72) ^e	0
Criminal	0	268	226 (42) ^e	0
Total	0	480	366 (114) ^e	0
Total other cases	0	496	382 (114) ^e	0
Total cases	14	558 (111)^e	556^k(114)^e	13

Manner of disposition^m

Reported opinions 137
 Unreported opinions 14

Disposition of applications for certiorari

	Civil	Criminal	Total
Granted	72	42	114
Denied	136	225	361
Dismissed	2	0	2
Withdrawn	2	1	3
Total	212	268	480

Disposition of appeals

	Law	Equity	Civil	Criminal	Total
Affirmed	35	23	58	17	75
Modified and affirmed	0	2	2	0	2
Reversed	31	12	43	19	62
Affirmed in part, reversed in part	4	2	6	0	6
Remanded without affirmance or reversal ...	3	1	4	0	4
Dismissed, opinion filed	3	2	5	0	5
Dismissed without opinion	1	1	2	5	7
Dismissed prior to argument or submission .	4	2	6	1	7
Transferred to Court of Special Appeals ...	4	2	6	0	6

Time interval (average months)

Original filing to disposition in Circuit Court	15.4
Disposition in Circuit Court to docketing	7.2
Docketing to argument	2.6
Argument to decision	1.6

Boldface headings indicate the classifications used by the NCSP.

^cCases not included in the total to avoid double counting:

Applications for certiorari when granted are not counted as dispositions until the resulting appeal is disposed; a filing is not counted for the associated appeal. These granted applications for certiorari are the numbers appearing in parentheses.

^dFigure was computed:

Civil and criminal appeal filings and dispositions were computed from available data.

^kAdditional information:

The Court of Appeals also reviewed 22 bar exam matters and 87 bar admittance matters.

^mInformation on disposition type or trial data:

Fifteen opinions were per curiam. Sixteen dissenting opinions, three concurring opinions, and two opinions dissenting in part and concurring in part were also filed.

Source: Administrative Office of the Courts, Annual Report 1976-1977 (Annapolis, Maryland). Statistics are from the annual report except that totals have been computed where necessary.

MARYLAND COURT OF SPECIAL APPEALS
Intermediate appellate court
12 judges
July 1, 1976 to June 30, 1977

	Beginning pending	Filed	Disposed	End pending
Cases:				
Appeals:				
Civil:				
Law	X	X (X) ^e	408	43
Equity	X	X (X) ^e	307	41
Total	91	702 (6) ^e	715	84
Criminal	146	661 (14) ^e	752	69
Total appeals	237	1,363 (20) ^e	1,467	153
Other cases:				
Original proceedings				
Requests to appeal:				
Application for leave to appeal:				
Postconviction remedy:				
Postconviction	0	167 ^h	153 (14) ^e	0
Defective delinquent	0	15 ^h	9 (6) ^e	0
Total	0	182 ^h	162 (20) ^e	0
Total other cases	0	182 ^h	162 (20) ^e	0
Total cases	237	1,545 ^{h(20)} ^e	1,629 (20) ^e	153

Manner of disposition ^m	Disposition of applications for leave to appeal			
	Postconviction	Defective delinquent	Total	
Reported opinions	302			
Unreported opinions, all per curiam	687			
Disposition of appeals				
Criminal				
Law	135	102	237	498
Equity	0	6	6	6
Total	135	108	243	504
Total	135	108	243	504
Time interval (average months)				
Original filings to dispositions in court below	11.3			
Disposition in Circuit Court to docketing	2.6			
Docketing to argument	4.6			
Argument to decision	1.1			

Boldface headings indicate the classifications used by the NCSP.
Blank space = Not enough information is known. The case category may or may not be handled by the court.
X = The data for this case type are known to be included in the total but were not available by category.

^cCases not included in the total to avoid double counting:
Applications for leave to appeal when granted are not counted as dispositions until the resulting appeal is disposed; a new filing is not counted for the associated appeal. These granted applications for leave to appeal are the numbers appearing in parentheses.

^fFigure was computed:
Filings were computed from disposed and pending figures.

^gInformation on disposition type or trial data:
Seven dissenting opinions and three concurring opinions were also filed.

Source: Administrative Office of the Courts, Annual Report 1976-1977 (Annapolis, Maryland). Statistics are from the annual report except that totals have been computed where necessary.

MARYLAND CIRCUIT COURT
Court of general jurisdiction
29 courts, 85 judges
July 1, 1976 to June 30, 1977

	Beginning pending	Filed	Disposed	End pending
Civil^d:				
Law:				
Confessed judgments	X	1,636	1,640	X
Other law	X	1,803	1,671	X
Defective delinquent	X	63	80	X
Total	X	3,502	3,391	X
Tort:				
Auto tort:				
Motor tort	X	5,486	6,836	X
Other tort:				
Other tort	X	2,018	2,029	X
Consent cases	X	220	268	X
Total	X	2,238	2,297	X
Total	X	7,724	9,133	X
Contract	X	4,858	4,315	X
Real property rights:				
Condemnation	X	426	644	X
Foreclosure	X	2,459	1,835	X
Total	X	2,885	2,479	X

(continued on next page)

Maryland Circuit Court (continued)

Equity:				
Other equity	X	9,618	7,061	X
Domestic relations:				
Marriage dissolution:				
Divorce, nullity, maintenance	X	25,923	23,632	X
Adoption	X	1,754	1,657	X
Other domestic relations:				
Paternity	X	6,459	5,345	X
Total	X	34,136	30,634	X
Estate:				
Guardianship/conservatorship/trusteeship:				
Petition for guardianship	X	441	418	X
Appeal:				
Appeal of administrative agency case	X	1,543	1,078	X
Appeal of trial court case	X	864	694	X
Extraordinary writ:				
Habeas corpus	X	455	486	X
Total civil	121,714	66,026	59,689	128,051
Criminal^d:				
Felony/misdemeanor:				
Description and nonsupport	X	2,284	2,189	X
Other criminal	X	35,142	32,897	X
Adult offenses against juveniles	(j)	123	135	(j)
Total	X	37,549	35,221	X
Appeal:				
Motor vehicle	X	3,400	3,446	X
Criminal	X	1,904	1,858	X
Total	X	5,304	5,304	X
Postconviction remedy:				
Postconviction	X	441	417	X
Sentence review only:				
Applications for review of criminal sentences	N/A	322	332	N/A
Total criminal	12,216 ^j	43,616	41,274	14,588 ^j
Juvenile:				
Criminal-type offense:				
Delinquency	X	20,928 ^k	21,424	X
Other juvenile:				
Child in need of assistance/child in need of supervision	X	2,774 ^k	3,018	X
Total juvenile	7,864 ^j	23,702	24,442	4,045 ^j
Grand total	138,727 ^j	133,344	125,405	146,678 ^j

Trial^d

	Jury	Non-jury	Total
Civil:			
Law ^m	985	1,554	2,539
Equity ^m	0	14,408	14,408
Total	985	15,962	16,947
Criminal	2,076	7,905	9,981
Grand total	3,061	23,867	26,928

Time interval (average days)^h

	Filing to trial or hearing	Filing to disposition
Civil:		
Law ⁿ	502	508
Equity ⁿ	195	227
Total	241	320
Criminal	113	127
Juvenile	N/A	63

Boldface headings indicate the classifications used by the NCSP.
N/A = This case type is handled by the court but the data are unavailable.
X = The data for this case type are known to be included in the total but were not available by category.

^dCase definition or unit of count:
A civil case is counted with the filing of a petition or complaint.
The criminal case unit of count is the number of informations or indictments.
A jury trial is counted if tried to verdict.
A non-jury trial is counted at the point when an opening statement or the introduction of any evidence occurs.
^eChange in pending does not equal the difference between filings and dispositions:
Figures are as given in the annual report.

^fFigure was computed:
Time interval data were computed by weighting the individual court's average by the number of trials per court.
^gData are not complete:

^hCriminal and grand total pending do not include sentence review only cases.
ⁱExplanation of data included in the category:
Pending figures for adult offenses against juveniles are included in the total pending for juvenile cases.

^jAdditional information:
Juvenile and grand total data do not include juvenile cases from the Montgomery County District Court. These cases are reported on the District Court profile.

^kInformation on disposition type or trial data:
The equity category for trial data includes domestic relations, equity, and foreclosure. The law category includes all other civil categories.

^lInformation on time interval or age of pending data:
The equity category for time interval data includes domestic relations, equity, and foreclosure. The law category includes all other civil categories.

Source: Administrative Office of the Courts, Annual Report 1976-77 (Annapolis, Maryland). Statistics are from the annual report except that totals have been computed where necessary.

MARYLAND DISTRICT COURT*
 Court of limited jurisdiction
 12 districts, 80 judges and chief judge
 July 1, 1976 to June 30, 1977

	Beginning pending	Filed	Disposed	End pending
Civil^d:				
Law:				
Contract and tort cases	N/A	99,130	N/A	N/A
Real property rights:				
Landlord and tenant	N/A	261,808	N/A	N/A
Other civil	N/A	10,398	N/A	N/A
Total civil	N/A	371,336	N/A	N/A
Criminal^d:				
Misdemeanor:				
Criminal	N/A	111,673	N/A	N/A
Adult offenses against juveniles ^j	(j)	15	10	(j)
Total	N/A	111,688	10 ⁱ	N/A
Total criminal	N/A	111,688	10 ⁱ	N/A
Traffic:				
Total traffic	N/A	672,516	N/A	N/A
Juvenile^k:				
Criminal-type offense:				
Delinquency	X	2,051	2,390	X
Other juvenile:				
C.I.N.A. or C.I.N.S.	X	848	939	X
Total juvenile	3,067 ^l	2,899	3,329	2,642 ^l
Grand total	3,067 ^l	1,158,439 ^k	3,339 ⁱ	2,642 ^l
Non-jury trial^d				
Civil		34,125		
Traffic		213,481		
Total		247,606		

Boldface headings indicate the classifications used by the NCSP.
 N/A - This case type is handled by the court, but the data are unavailable.

^dCase definition or unit of count:

A civil case is counted with the filing of a petition or complaint.

The criminal case unit of count is the number of defendants on the information, indictment, or complaint.

A non-jury trial is counted at the point when an opening statement or the introduction of any evidence occurs.

^kAdditional information:

Juvenile cases in Montgomery County are heard in the District Court and are included on this profile. Elsewhere in the state juvenile cases are heard in the Circuit Court. Data for those juvenile cases (outside Montgomery County) are included in the Circuit Court profile.

ⁱData are not complete:

Criminal disposed data include misdemeanor adult offenses against juveniles only. Grand total pending and disposed data include criminal adult offenses against juveniles and juvenile cases only.

^jExplanation of data included in the category:

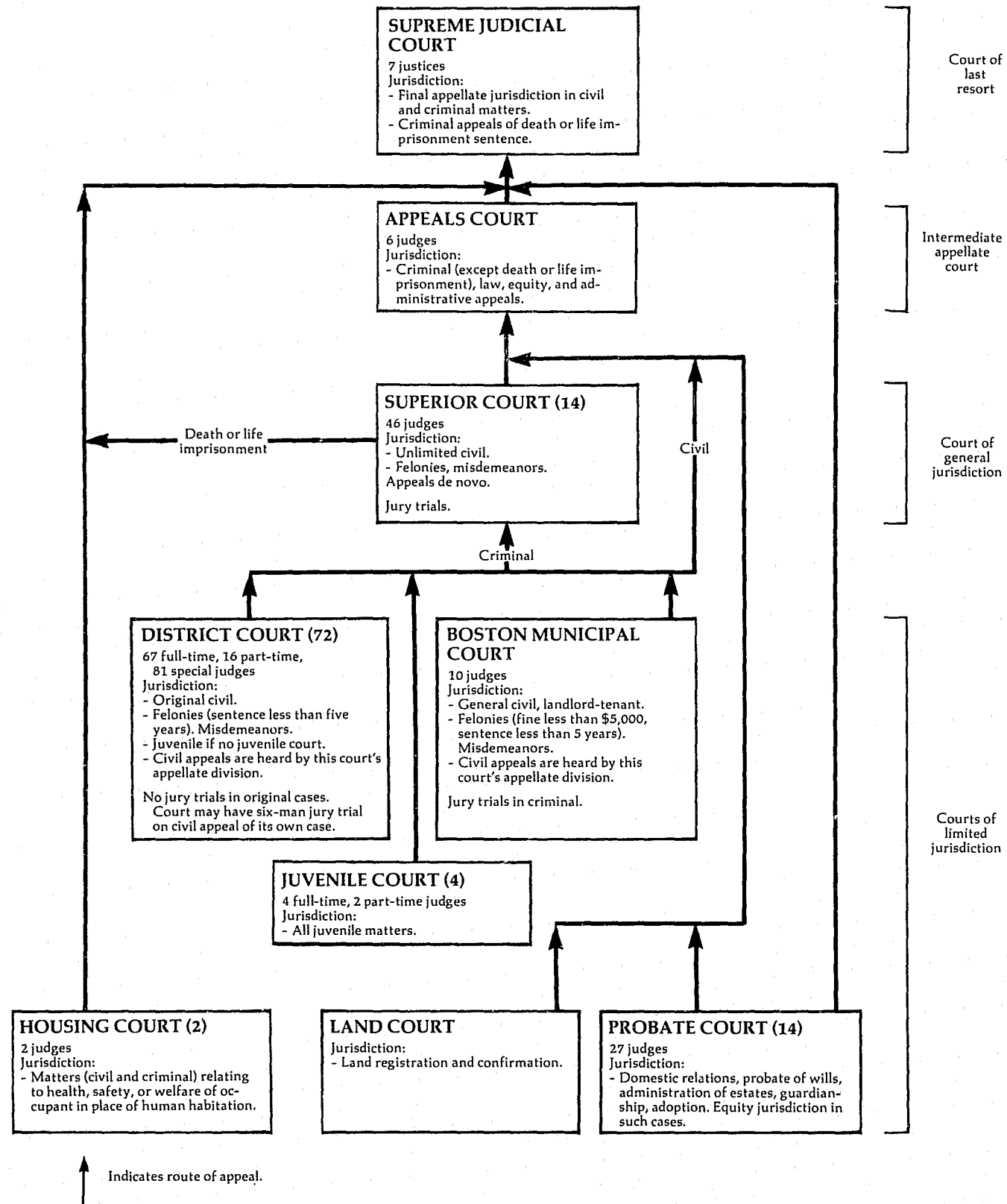
Juvenile pending data also include criminal adult offenses juveniles.

Source: Administrative Office of the Courts, Annual Report 1976-77 (Annapolis, Maryland). Statistics are from the annual report except that totals have been computed where necessary.

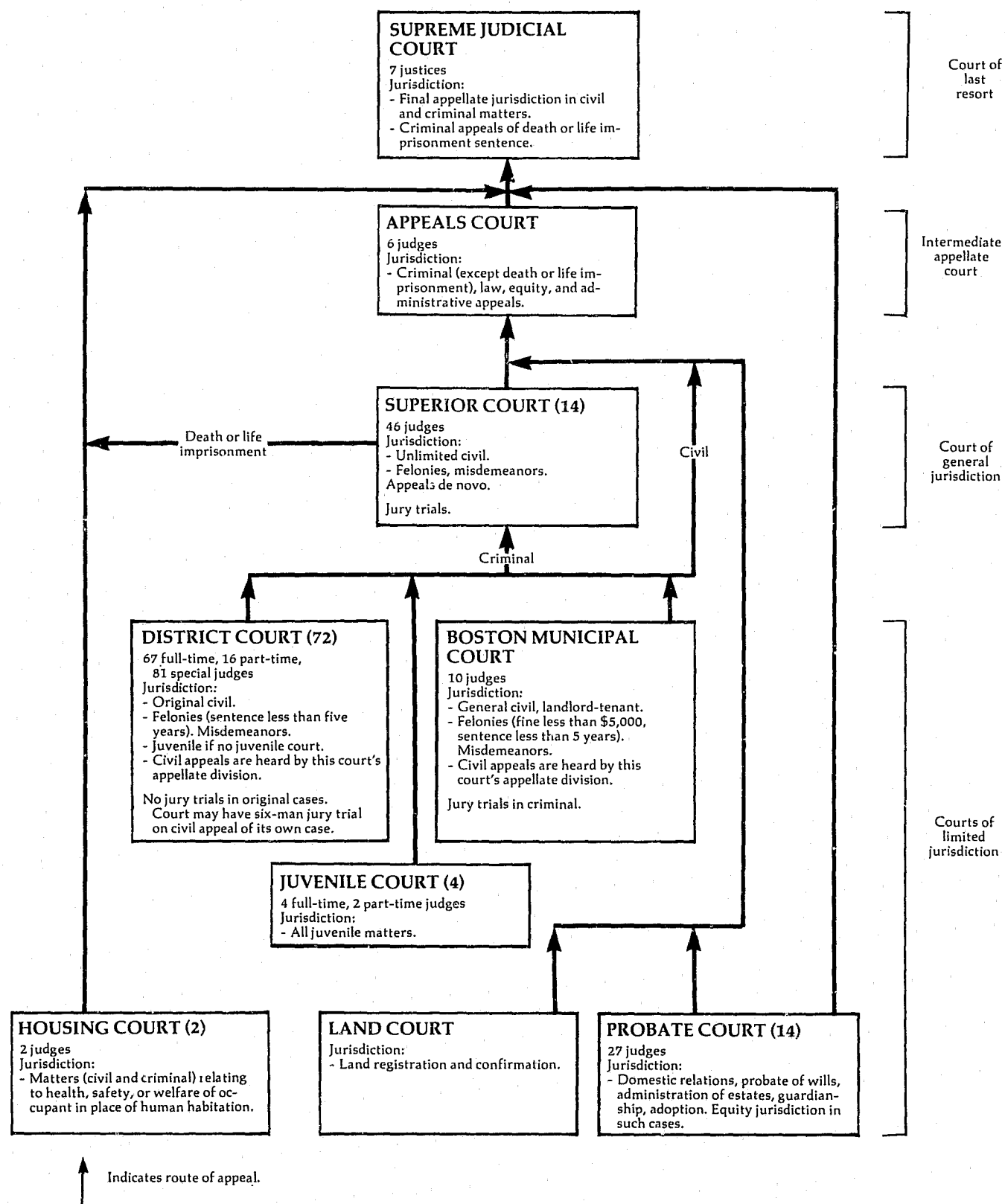
MARYLAND ORPHAN'S COURT
 Court of limited jurisdiction
 22 counties, 66 judges
 July 1, 1976 to June 30, 1977

There were no data available for cases handled in the Orphan's Court for fiscal year 1977.

MASSACHUSETTS COURT SYSTEM, 1977



MASSACHUSETTS COURT SYSTEM, 1977



MASSACHUSETTS SUPREME JUDICIAL COURT
Court of last resort
7 justices
July 1, 1976 to June 30, 1977

	Beginning pending	Filed	Disposed	End pending
Cases:				
Appeals:				
Full court appeals	N/A	304	N/A	N/A
Single justice appeals ^a	N/A	701	N/A	N/A
Total appeals	N/A	1,005	N/A	N/A
Other cases:				
Original proceedings	N/A	N/A	N/A	N/A
Requests to appeal	N/A	N/A	N/A	N/A
Total other cases	N/A	N/A	N/A	N/A
Total cases	N/A	1,005^d	N/A	N/A
Manner of disposition				
Full court appeals:			Disposition of full court appeals	
Written opinion	253		Dismissed	3
Rescript opinion	20			

Boldface headings indicate the classifications used by the NCSP.
N/A = This case type is handled by the court, but the data are unavailable.

^aCourt jurisdiction: Massachusetts Supreme Judicial Court justices sit (on a rotational basis) in "single justice sessions." An unknown number of these cases are referred to the full court for final disposition and may be counted twice.

^dData are not complete: Total cases filed figure only includes appeals filed. No information was available on the volume of original proceedings or requests to appeal cases for the time period.

Source: Unpublished data supplied by the Office of the Chief Administrative Justice. Figures are from the unpublished data except that totals have when computed where necessary.

MASSACHUSETTS APPEALS COURT
Intermediate appellate court
6 judges
January 1, 1977 to December 31, 1977^b

	Beginning pending	Filed	Disposed	End pending
Cases:				
Appeals:				
Civil	N/A	975	X	N/A
Criminal	N/A	191	X	N/A
Total appeals	N/A	1,166	912	N/A
Other cases:				
Original proceedings				
Requests to appeal				
Total other cases				
Total cases	N/A	1,166	912	N/A
Other proceedings:				
Other matters:				
Temporary order/interlocutory before single justice	N/A	2,635	2,635	N/A
Total other proceedings	N/A	2,635	2,635	N/A
Manner of disposition				
Full opinion		Disposition of appeals		
	284	Summarily affirmed without hearing	91	
		Dismissals/appeals withdrawn/remands	312	
		Transferred to the Supreme Judicial Court	225	

Boldface headings indicate the classifications used by the NCSP.
Blank space = Not enough information is known. The case category may or may not be handled by the court.
N/A = This case type is handled by the court, but the data are unavailable.
X = The data for this casetype are known to be included in the total but were not available by category.

^bParticular court or reporting system information: The two previous years in this national series of state court caseload statistics reported fiscal year data for this court.

Source: Clerk and Administrator of the Appeals Court, Annual Report (unpublished). Statistics are from this unpublished report except that totals have been computed where necessary.

MASSACHUSETTS SUPERIOR COURT
Court of general jurisdiction
14 courts, 46 judges
July 1, 1976 to June 30, 1977

	Beginning pending	Filed	Disposed	End pending
Civil^d:				
Other civil:				
Jury cases	48,154	X	X	41,706
Non-jury cases	43,165	X	X	43,882
Total	91,319	31,395 ¹	34,966 ¹	85,588
Total civil	91,319	31,395 ¹	34,966 ¹	85,588
Criminal^d:				
Total criminal	46,414	35,254 ¹	40,850 ¹	43,355 ⁸
Grand total	137,733	66,649	75,816	128,943 ⁸

Boldface headings indicate the classifications used by the NCSP.

X - The data for this case type are known to be included in the total but were not available by category.

^dCase definition or unit of count:

A civil case is counted with the filing of a petition or complaint.

The criminal case unit of count is the number of informations or indictments.

A jury trial is counted when the jury is sworn.

A non-jury trial is counted at the point when an opening statement or the introduction of any evidence occurs.

⁸Change in pending does not equal the difference between filings and dispositions:

Figures are as given in the annual report and additional data supplied.

¹Special source or revision in the data:

Filing and disposition figures were provided by the administrative office of the courts during data verification.

Source: Chief Administrative Justice, *Annual Report--The Office of the Chief Administrative Justice of the Trial Court, 1978* (Boston, Massachusetts: 1978). Statistics are from the annual report except that totals have been computed where necessary, and additional data were supplied by the administrative office of the court during data verification.

MASSACHUSETTS DISTRICT COURT
Court of limited jurisdiction
72 courts: 67 full-time, 16 part-time,
and 81 special judges
July 1, 1976 to June 30, 1977

	Beginning pending	Filed	Disposed	End pending
Civil^d:				
Law:				
Civil complaints	N/A	63,917	N/A	N/A
Summary process	N/A	18,984	N/A	N/A
Supplementary process	N/A	35,400	N/A	N/A
Total	N/A	118,301	N/A	N/A
Tort:				
Other tort:				
Petitions for compensation of victims of violent crimes	N/A	415	N/A	N/A
Small claims	N/A	117,720	N/A	N/A
Domestic relations:				
Support/custody:				
Neglect of family, nonsupport	N/A	3,608	N/A	N/A
Uniform Reciprocal Enforcement of Support Act	N/A	3,825	N/A	N/A
Total	N/A	7,433	N/A	N/A
Mental health:				
Commitments of mentally ill	N/A	2,003	N/A	N/A
Appeal:				
Appeal of trial court case:				
Appellate Division	N/A	89	N/A	N/A
Other civil:				
Remand or transfer cases	4,758 ^h	3,663	3,909 ⁱ	4,512 ⁱ
Total civil	4,758 ^h	249,624	3,909 ⁱ	4,512 ⁱ
Criminal^d:				
Misdemeanor:				
Criminal complaints (except motor vehicle) ^j	N/A	200,888	N/A	N/A
Appeal:				
Criminal appeals	N/A	16,676	N/A	N/A
Total criminal	N/A	217,564	N/A	N/A
Traffic:				
DWI/DUI:				
Operating under influence of intoxicating liquor	N/A	20,988	N/A	N/A
Operating under influence of drugs	N/A	320	N/A	N/A
Total	N/A	21,308	N/A	N/A
Parking:				
Criminal parking	N/A	666,689	N/A	N/A
Parking tickets returned	N/A	1,868,774	N/A	N/A
Total	N/A	2,535,463	N/A	N/A
Other traffic violation:				
Operating so as to endanger	N/A	13,081	N/A	N/A
All other motor vehicle complaints	N/A	528,454	N/A	N/A
Total	N/A	541,535	N/A	N/A
Total traffic	N/A	3,098,306	N/A	N/A
Juvenile:				
Criminal-type offense:				
Juvenile drug complaints	N/A	1,552	N/A	N/A
All other juvenile complaints	N/A	32,286	N/A	N/A
Total	N/A	33,838	N/A	N/A
Status offense:				
Child in need of supervision petitions	N/A	2,248	N/A	N/A
Non-offense:				
Neglected children	N/A	914	N/A	N/A
Total juvenile	N/A	37,000	N/A	N/A
Grand total	4,758 ^h	3,602,494	3,909 ⁱ	4,512 ⁱ

Boldface headings indicate the classifications used by the NCSP.

N/A - This case type is handled by the court, but the data are unavailable.

^dCase definition or unit of count:

A civil case is counted with the filing of a petition or complaint.

The criminal case unit of count is the number of complaints.

^hFigure was computed:

Beginning pending figure was computed from filing, disposed, and end pending data.

ⁱData are not complete:

Total civil and grand total disposed and pending figures include only other civil cases.

^jExplanation of data included in the category:

Criminal complaints include some felony cases. A maximum 5-year sentence may be given in these felony cases.

Source: Chief Administrative Justice, *Annual Report--The Office of the Chief Administrative Justice of the Trial Court, 1978* (Boston, Massachusetts: 1978). Statistics are from the annual report except that totals have been computed where necessary.

BOSTON MUNICIPAL COURT, MASSACHUSETTS
Court of limited jurisdiction
1 court, 10 judges
July 1, 1976 to June 30, 1977

	Beginning pending	Filed	Disposed	End pending
Civil^d:				
Law:	N/A	23,315 ^k	N/A	N/A
Civil business	N/A	680 ^l	N/A	N/A
Transferred from Superior Court	N/A	23,995	N/A	N/A
Total				
Small claims:	N/A	1,925 ^l	1,411 ^l	N/A
Contract	N/A	174 ^l	112 ^l	N/A
Tort	N/A	2,099 ^l	1,523 ^l	N/A
Total				
Domestic relations:				
Support/custody	N/A	207 ^k	207 ^l	N/A
Reciprocal support	N/A			N/A
Appeals:	N/A	12	N/A	N/A
Appellate Division	N/A			N/A
Total civil	N/A	26,313	1,730 ^l	N/A
Criminal^d:				
Misdemeanor:	N/A	25,924 ^l	N/A	N/A
Criminal business	N/A	25,924 ^l	N/A	N/A
Total criminal				
Traffic:	N/A	N/A	N/A	N/A
Total traffic				
Grand total	N/A	52,237 ^l	1,730 ^l	N/A

Civil:	Trial			Civil dispositions	Criminal dispositions
	Jury	Non-jury	Total		
Law:					
Civil business ..	X	X	2,350	Law: Civil business:	Misdemeanor: Plead guilty 6,969
Criminal	--	5,613	5,613	Actions removed to Superior Court ... 522	Acquitted 1,129
Total	X	X	7,963	Actions defaulted 11,559	Placed on file, dismissed ... 2,536
					Bound over to Grand Jury 640
					Total convicted 8,277

Boldface headings indicate the classifications used by the NCSP.
N/A = This case type is handled by the court, but the data are unavailable.
X = The data for this case type are known to be included in the total but were not available by category.
-- = Not applicable.

^dCase definition or unit of count:
A civil case is counted with the filing of a petition or complaint.
The criminal case unit of count is the number of complaints.

ⁱData are not complete:
No data were available for traffic cases in this court during the time period.
Total civil and grand total cases disposed only include small claims and reciprocal support cases.

^kAdditional information:
There were 522 of the civil business cases removed to Superior Court; the net number of cases filed was 22,793.
Of the 207 Uniform Reciprocal Support Act petitions, 181 were forwarded in error and redirected to other courts. Five of the 207 petitions were from Boston residents, the remaining 202 were from out of state.

^lSpecial source or revision in the data:
This figure was supplied by the court administrative office during the data verification process.

Source: Chief Administrative Justice, Annual Report--The Office of the Chief Administrative Justice of the Trial Court, 1978 (Boston, Massachusetts: 1978). Statistics are from the annual report except that totals have been computed where necessary and additions and corrections were made by the administrative office of the courts during the data verification process.

MASSACHUSETTS HOUSING COURT
Court of limited jurisdiction
2 courts^b, 2 judges
July 1, 1976 to June 30, 1977

	Beginning pending	Filed	Disposed	End pending
Civil^d:				
Small claims	N/A	1,545	N/A	N/A
Real property rights:				
Civil	N/A	1,495	N/A	N/A
Summary process	N/A	4,199	N/A	N/A
Total	N/A	5,694	N/A	N/A
Total civil	N/A	7,239	N/A	N/A
Criminal^d:				
Misdemeanor:	N/A	4,742	N/A	N/A
Criminal	N/A	4,742	N/A	N/A
Total criminal	N/A	4,742	N/A	N/A
Grand total	N/A	11,981	N/A	N/A

Boldface headings indicate the classifications used by the NCSP.
N/A = This case type is handled by the court, but the data are unavailable.

^bParticular court or reporting system information:
The two courts are in Boston and Hampden County.

^dCase definition or unit of count:
A civil case is counted with the filing of a petition or complaint.
The criminal case unit of count is the number of complaints.

Source: Chief Administrative Justice, Annual Report--The Office of the Chief Administrative Justice of the Trial Court, 1978 (Boston, Massachusetts: 1978). Statistics are from the annual report except that totals have been computed where necessary.

MASSACHUSETTS JUVENILE COURT
Court of limited jurisdiction
4 courts^b, 4 full-time and 2 part-time judges
July 1, 1976 to June 30, 1977

	Beginning pending	Filed	Disposed	End pending
Criminal^d:				
Misdemeanor:				
Adult	N/A	34 ⁱ	N/A	N/A
Total criminal	N/A	34 ⁱ	N/A	N/A
Juvenile^d:				
Criminal-type offense:				
Juvenile criminal	N/A	57	N/A	N/A
Delinquent	N/A	9,828	N/A	N/A
Appellate-delinquency	N/A	116	N/A	N/A
Total	N/A	10,001	N/A	N/A
Status offenses:				
Child in need of supervision	N/A	1,229	N/A	N/A
Appellate-child in need of supervision	N/A	1	N/A	N/A
Total	N/A	1,230	N/A	N/A
Non-offense:				
Children in need of care and protection	N/A	361	N/A	N/A
Appellate-care and protection	N/A	28	N/A	N/A
Total	N/A	389	N/A	N/A
Total juvenile	N/A	11,620	N/A	N/A
Grand total	N/A	11,654 ^l k	N/A	N/A

Boldface headings indicate the classifications used by the NCSP.
N/A = This case type is handled by the court, but the data are unavailable.

^bParticular court or reporting system information:
The four courts are located in Bristol, Boston, Springfield, and Worcester. The appellate division is located in Boston.

^dCase definition or unit of count:
The criminal and juvenile case unit of count is the number of complaints.

ⁱData are not complete:
No data were available for adult misdemeanor cases in Worcester.

^kAdditional information:
In the course of conducting the business of the court, 48,455 judicial determinations were made.

Source: Chief Administrative Justice, Annual Report--The Office of the Chief Administrative Justice of the Trial Court, 1978 (Boston, Massachusetts: 1978). Statistics are from the annual report except that totals have been computed where necessary.

MASSACHUSETTS PROBATE COURT
 Court of limited jurisdiction
 14 courts, 27 judges
 July 1, 1976 to June 30, 1977

	Beginning pending	Filed	Disposed	End pending
Civil^d:				
Domestic relations:				
Marriage dissolution:				
Divorce	N/A	24,418	N/A	N/A
Desertions and living apart	N/A	65	N/A	N/A
Total	N/A	24,483	N/A	N/A
Support/custody:				
Separate support and maintenance	N/A	4,404	N/A	N/A
Custody of minors	N/A	268	N/A	N/A
Total	N/A	4,672	N/A	N/A
Adoption	N/A	2,918	N/A	N/A
Total	N/A	32,073	N/A	N/A
Estate:				
Probate/wills/intestate:				
Wills	N/A	14,349	N/A	N/A
Administrations	N/A	10,745	N/A	N/A
Total	N/A	25,094	N/A	N/A
Guardianship/conservatorship/trusteeship:				
Guardianships (minor and mentally ill)	N/A	2,653	N/A	N/A
Trusteeships	N/A	1,073	N/A	N/A
Accounts and distributions	N/A	23,120	N/A	N/A
Total	N/A	26,846	N/A	N/A
Other estate:				
Partitions	N/A	302	N/A	N/A
Real estate sales	N/A	3,302	N/A	N/A
Equitable relief	N/A	1,257	N/A	N/A
Total	N/A	4,861	N/A	N/A
Total	N/A	56,801	N/A	N/A
Total civil	N/A	88,874	N/A	N/A
Grand total	N/A	88,874	N/A	N/A

Boldface headings indicate the classifications used by the NCSP.
 N/A = This case type is handled by the court, but the data are unavailable.

^dCase definition or unit of count:
 A civil case is counted with the filing of a petition or complaint.

Source: Chief Administrative Justice, Annual Report--Office of the Chief Administrative Justice of the Trial Court, 1978 (Boston, Massachusetts: 1978). Statistics are from the annual report except that totals have been computed where necessary.

MASSACHUSETTS LAND COURT
 Court of limited jurisdiction
 1 court
 July 1, 1976 to June 30, 1977

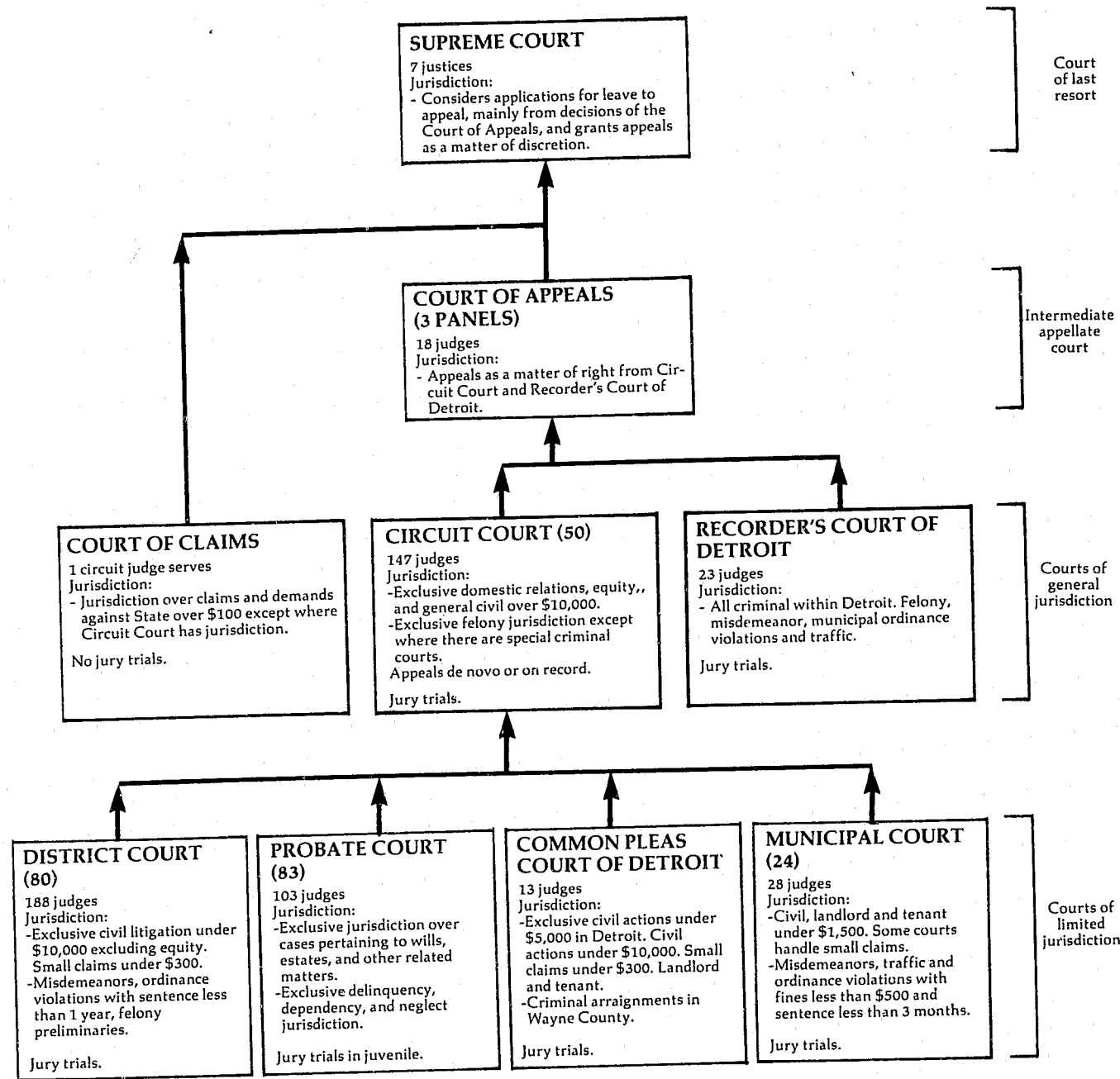
	Beginning pending	Filed	Disposed	End pending
Civil^d:				
Real property rights:				
Land registration and land confirmation	1,862	338	659	1,541
Subsequent petitions of land registration	109	1,633	1,670	72
Tax liens	3,056	1,307	1,025	3,338
Equity and miscellaneous	6,029	4,744	3,157	7,616
Total	11,056	8,022	6,511	12,567
Total civil	11,056	8,022	6,511	12,567
Grand total	11,056	8,022	6,511	12,567

Boldface headings indicate the classifications used by the NCSP.

^dCase definition or unit of count:
 A civil case is counted with the filing of a petition or complaint.

Source: Chief Administrative Justice, Annual Report--The Office of the Chief Administrative Justice of the Trial Court, 1978 (Boston, Massachusetts). Statistics are from the annual report except that totals have been computed where necessary, and corrections were made during the data verification process.

MICHIGAN COURT SYSTEM, 1977



↑ Indicates route of appeal.

MICHIGAN SUPREME COURT Court of last resort 7 justices January 1, 1977 to December 31, 1977

	Beginning pending	Filed	Disposed	End pending
Cases:				
Appeals ^J	126	(259) ^h e	260	125
Total appeals ^J	126	(259) ^h e	260	125
Other cases:				
Original proceedings	(J)	(J)	(J)	(J)
Requests to appeal:				
Applications ^J	610 ^f	1,503	977 (259) ^h e	6618
Total other cases	610 ^f	1,503	977 (259) ^h e	6618
Total cases	736^f	1,503 (259)^he	1,237 (259)^he	7868

Nanner of disposition	Disposition of cases	
	Appeals	Requests to appeal
Written opinion	91 ^m	
Final order without opinion	47	
Remanded without opinion	106	
	Dismissed on stipulation	6
	Dismissed on motion	3
	Dismissed for lack of progress ...	1
	Denied	955
	Withdrawn on stipulation	22

Status of pending cases (6/30/77)	Appeals	Requests to appeal
	Filed but not assigned	--
Assigned to commissioners, awaiting reports	--	20
Reported on by commissioners, awaiting court decision	--	307
Granted by the court:		
No briefs filed	23	--
Appellant's brief-appendix filed	12	--
Appellee's brief filed	4	--
Noticed for submission	0	--
Assigned--no draft opinion served	46	--
Assigned--draft opinion served	40	--
Total	125	661

Boldface headings indicate the classifications used by the NCSP.
-- = Not applicable.

- ^aCases not included in the total to avoid double counting: Requests to appeal granted are not counted as disposed until the appeal is disposed; a filing is not counted for the appeal. These granted requests to appeal are the numbers appearing in parentheses.
- ^bBeginning pending figure for the 1977 court year does not equal the end pending figure for the 1976 court year: Figures are as given in the unpublished data.
- ^cChange in pending does not equal the difference between filings and dispositions: Figures are given in the unpublished data.
- ^dFigure was computed: The number of requests to appeal granted was calculated from pending and filed data. This same figure was used as the number of appeals filed, where it also reconciles with the pending and disposed figures given by the clerk of the court.
- ^eExplanation of data included in the category: There is approximately one case per month that is handled as an original proceeding, according to the clerk of court. They are included in with the figures for appeals and requests to appeal. The majority of cases in the applications category consist of applications for review of Court of Appeals' decisions, requests for advisory opinions, claims of appeal from State Bar Grievance Board decisions, petitions for supervisory control in cases where the right of application for leave to appeal is not provided, and requests for discretionary consideration of Court of Appeals decisions from indigent incarcerated criminal defendants who do not have appointed council. Also included are applications for rehearings.
- ^fInformation on disposition type or trial data: The 91 opinions closed 97 cases.

Source: Unpublished data supplied by the clerk of court. Statistics are from the data supplied by the clerk of court except that totals have been computed where necessary.

MICHIGAN COURT OF APPEALS
Intermediate appellate court
3 panels, 18 judges
January 1, 1977 to December 31, 1977

	Beginning pending	Filed	Disposed	End pending
Cases:				
Appeals:	N/A	3,673	X	N/A
Claim of appeal	N/A	3,673	X	N/A
Total appeals				
Other cases:	N/A	X	X	N/A
Original proceedings	N/A	X	X	N/A
Requests to appeal	N/A	1,601	X	N/A
Total other cases				
Total cases	N/A	5,274	4,788	N/A

Manner of disposition ^m	Disposition of cases ^m
Written opinion	Affirmed by order
2,185 ^{jk}	584
Appealed to Supreme Court prior to decision (transfer)	Dismissed by order
5	1,732
Order	Dismissed by stipulation
1,810	430
Peremptory order	Dismissed for lack of progress
234	68
	Leave denied
	992

Boldface headings indicate the classifications used by the NCSP.
N/A = This case type is handled by the court but the data are unavailable.
X = The data for this case type are known to be included in the total, but were not available by category.

^mCategories for disposition type or trial date:
The number of written opinions includes per curiam and memorandum opinions.
In addition to the 2,185 majority opinions written, there were also 45 concurring and 121 dissenting opinions written.
The 2,185 opinions disposed of 2,343 cases.

Source: State Court Administrator, Annual Report 1977-78 (Lansing, Michigan: 1978). Report contains calendar year data for Court of Appeals. Statistics are from the annual report except that totals have been computed where necessary, and additions have been made during verification by the state court administrative office.

MICHIGAN CIRCUIT COURT
Court of general jurisdiction
50 circuits, 147 judges
July 1, 1976 to June 30, 1977

	Beginning pending	Filed	Disposed	End pending
Civil^d:				
Tort:				
Auto tort:				
Auto negligence	21,264 ^f	10,552	10,096	21,720
Domestic relations:				
Marriage dissolution:	48,457 ^f	61,205	63,555	46,107
Divorce				
Appeal:				
Appeal of trial court case:				
Appeal from District Court	517 ^f	750	594	673
Other civil:				
Other general civil	44,812 ^f	57,926	54,149	49,589
Total civil	115,050 ^f	130,433	128,394	117,089
Criminal^d:				
Felony:				
Criminal ^d	12,128 ^f	25,614	25,737	12,005
Appeal:				
Appeal from District Court	540 ^f	558	579	519
Total criminal	12,668 ^f	26,172	26,316	12,524
Grand total	127,718 ^f	156,605	154,710	129,613

(continued on next page)

Michigan Circuit Court (continued)

Trial ^d	Time interval (average months)			Age of pending cases (6/30/77)	
	Jury	Non-jury	Total	Filing issue to trial	Cases pending more than two years:
	Number of cases	Number of cases	Number of cases	Jury	Non-jury
Civil:					
Auto tort	516	114	630	465	34.1
Marriage dissolution	---	2,520	2,520	122	31.5
Other civil	684	1,603	2,287	533	29.5
Appeal	1	18	19	1,534	12.6
Total	1,201	4,255	5,456	---	NH
Criminal:				2,416	12.7
Felony	1,883	532	2,415	1,712	6.5
Appeal	16	17	33	544	6.1
Total	1,899	549	2,448		
Grand total	3,100	4,804	7,904		

Boldface headings indicate the classifications used by the NCSP.
NH = This classification is not handled in this court.
-- = Not applicable.

^dCase definition or unit of count:
A civil case is counted with the filing of a petition or complaint.
The criminal case unit of count is the number of defendants on the information, indictment, or complaint.
A jury trial is counted when the jury is sworn.
A non-jury trial is counted when the first witness is sworn.

^fBeginning pending figure for the 1977 court year does not equal the end pending figure for the 1976 court year:
Figures are as given in the annual report.

^jExplanation of data included in the category:
Criminal includes some high misdemeanors that are punishable by more than 1 year in prison.

Source: State Court Administrator, Annual Report 1976-77 (Lansing, Michigan: 1977). Statistics are from the annual report except that totals have been computed where necessary.

MICHIGAN COURT OF CLAIMS^a
Court of general jurisdiction
1 circuit judge serves
July 1, 1976 to June 30, 1977

	Beginning pending	Filed	Disposed	End pending
Civil^d:				
Appeal:				
Appeal of administrative agency case:				
Cases	386	337 ^k	249	474
Appeals ^j	401	378	416	363
Total	787	715	665	837
Total civil	787	715	665	837
Grand total	787	715	665	837

Civil dispositions

Cases:	
Settled	6
Consent judgment	102
Dismissed on motion	58
Dismissed on stipulation	40
Judgment for plaintiff	12
Judgment for defendant	11
Discontinued	16
Dismissed by court	1
Cancel--duplicate	2
Appeals:	
Allowed	12
Denied	279
Withdrawn	8

Boldface headings indicate the classifications used by the NCSP.

^aCourt jurisdiction:
Data for this court are included with the general jurisdiction courts since circuit judges serve. Effective January 1, 1979, the jurisdiction of the Court of Claims will be assigned to the 30th Judicial Circuit.

^dCase definition or unit of count:
A civil case is counted with the filing of a petition or complaint.

^jExplanation of data included in the category:
Appeals are appeals under the Vietnam Era Bonus Section Act.

^kAdditional information:
Cases filed includes 10 cases remanded from appellate courts.

Source: State Court Administrator, Annual Report 1976-77 (Lansing, Michigan: 1977). Statistics are from the annual report except that totals have been computed where necessary, and corrections were made by the office of the state court administrator during data verification.

RECORDER'S COURT OF DETROIT, MICHIGAN
Court of general jurisdiction
1 court, 23 judges
January 1, 1977 to December 31, 1977

	Beginning pending	Filed	Disposed	End pending
Criminal^d:				
Felony^d:				
Felony Division	6,417	12,145	16,202	2,695 ^h
Felony and high misdemeanor--Traffic and Ordinance Division ^a	119	28	43	104
Total	6,536	12,173	16,245	2,799 ^h
Misdemeanor:				
Misdemeanor Division	N/A	6,783	6,161	N/A
Ordinance violation:				
Arrest ^a	N/A	11,171	N/A	N/A
Pedestrian ^a	N/A	3,945	N/A	N/A
Miscellaneous ^a	N/A	27,772	N/A	N/A
City inspector cases ^a	N/A	36,780	N/A	N/A
Total	N/A	79,668	N/A	N/A
Total criminal	6,536 ^d	98,624	22,406 ^d	2,799 ^d
Traffic:				
Parking ^a	N/A	658,582	N/A	N/A
Other traffic violation:				
State misdemeanor cases ^a	3,169	10,925	9,668	4,426
Accident ^a	N/A	6,624	N/A	N/A
Moving ^a	N/A	189,136	N/A	N/A
Total	3,169 ^d	206,685	9,668 ^d	4,426 ^d
Total traffic	3,169 ^d	865,267	9,668 ^d	4,426 ^d
Grand Total	9,705 ^d	963,891	32,074 ^d	7,225 ^d

	Trial ^d			Criminal dispositions			Traffic and Ordinance Division
	Jury	Non-jury	Total	Felony Division	Misdemeanor Division	Ordinance Division	
Felony Division	1,750	720	2,470				
Misdemeanor Division	40	2,756	2,796				
Traffic and Ordinance Division	86	N/A	N/A				
Grand total	1,876	N/A	N/A				
Disposition time (average days)							
Felony Division	62.0						
Jury trial:							
Conviction	561						
Acquittal	562						
Directed verdict	9						
Dismissals	209						
Plea at trial	276						
Hung jury	42						
Mistrial	91						
Non-jury trial:							
Conviction	388						
Acquittal	332						
Total trials:							
Conviction	949						
Acquittal	894						
Dismissed	209						
Guilty plea	276						
Directed verdict	9						
Guilty plea before trial	8,694						
Suspended sentence	N/A						
Dismissed	4,364						
Other	840						

Boldface headings indicate the classifications used by the NCSP.
N/A = This case type is handled by the court, but the data are unavailable.

^aCourt jurisdiction:
The Traffic and Ordinance Division handles all cases arising under the Michigan Motor Vehicle Law and all other state laws relating to traffic. The case categories handled are felony and high misdemeanors, state misdemeanor cases, arrest, pedestrian, miscellaneous, city inspector cases, parking, accident, and moving. The other two divisions are the Felony Division, handling felonies, and the Misdemeanor Division, handling misdemeanors.

^dCase definition or unit of count:
The criminal case unit of count is the number of defendants on the warrant.
A jury trial is counted when the jury is sworn.
A non-jury trial is counted when the first witness is sworn.

^eChange in pending does not equal the difference between filings and dispositions.
Figures are as given in the annual report.

^hFigure was computed:
The number convicted at non-jury trial for the Misdemeanor Division equals the total number of dispositions minus all guilty pleas, acquittals, and dismissals.

ⁱData are not complete:
Pending data for total criminal do not include Misdemeanor Division and ordinance violation cases.
Disposed data for total criminal do not include ordinance violation cases.
Pending and disposed data for traffic do not include parking, accident, or moving cases.
Pending data for grand total do not include misdemeanor, ordinance violations, parking, accident, and moving cases.
Disposed data for grand total do not include ordinance violations, parking, accident, and moving cases.

^jExplanation of data included in the category:
Felony includes a few high misdemeanors as well as felonies.

Source: Recorder's Court of the City of Detroit, Michigan, 1977 Annual Report (Detroit, Michigan). Statistics are from the annual report except that totals have been computed where necessary.

COMMON PLEAS COURT OF DETROIT, MICHIGAN^a
Court of limited jurisdiction
1 court, 13 judges
July 1, 1976 to June 30, 1977

	Beginning pending	Filed	Disposed	End pending
Civil:				
Law:				
Regular:				
Principal	X	54,052	56,904	X
Garnishment	X	79,607	77,709	X
Total	X	133,659	134,613	X
Small claims:				
Principal	X	1,539	1,639	X
Garnishment	X	436	439	X
Total	X	1,975	2,078	X
Real property rights:				
Rent cases	(J)	32,832 ^j	23,736	X
Writs ordered	(J)	8,875 ^j	X	X
Land contract	(J)	1,054 ^j	752	X
Jury cases	(J)	463	X	X
Total	(J)	42,807 ^j	28,957	13,850
Total civil	18,284 ^{fi}	178,441 ^j	165,648	31,077
Grand total	18,284 ^{fi}	178,441 ^j	165,648	31,077

	Trial ^d			Civil dispositions	
	Jury	Non-jury	Total		
Civil:					
Civil Division ^a	316	10,066	10,382	Default cases and judgments:	
Landlord-tenant Division ^a	57	6,070	6,127	Civil Division ^a	48,165
Total	373	16,136	16,509	Landlord-tenant Division ^a	22,830
				Total	70,995

Boldface headings indicate the classifications used by the NCSP.
X = The data for this case type are known to be included in the total but were not available by category.

^aCourt jurisdiction:
Law and small claims cases are handled by the Civil Division.
Real property rights cases are handled by the Landlord-tenant Division.

^dCase definition or unit of count:
A civil case is counted with the filing of a petition or complaint.
A jury trial is counted when the jury is sworn.
A non-jury trial is counted when the first witness is sworn.

^eFigures are as given in the annual report.
Figures for the 1977 court year does not equal the end pending figure for the 1976 court year.

^fExplanation of data included in the category:
Real property rights cases filed include beginning pending cases.
Data are not complete:
Beginning pending figures do not include figures for real property rights cases. Beginning pending figures for real property rights are included with filed figures.

Source: State Court Administrator, Annual Report 1976-77 (Lansing, Michigan: 1977). Statistics are from the annual report except that totals have been computed where necessary.

MICHIGAN DISTRICT COURT
Court of limited jurisdiction
80 courts, 188 judges
July 1, 1976 to June 30, 1977

	Beginning pending	Filed	Disposed	End pending
Civil^d:				
Law:				
Civil	41,568 ^f	92,452	91,329	42,691
Small claims	9,432 ^f	45,046	43,160	11,318
Real property rights:				
Landlord summary	4,401 ^f	41,673	40,700	5,374
Total civil	55,401 ^f	179,171	175,189	59,383
Criminal^d:				
Other criminal:				
Non-traffic ^j	70,458 ^f	238,966	232,099	77,325
Total criminal	70,458 ^f	238,966	232,099	77,325
Traffic:				
Total traffic	204,903 ^f	1,365,517	1,346,639	223,781
Grand total	330,762^f	1,783,654	1,753,927	360,489

	Trial ^d			Dispositions	
	Jury	Non-jury	Trial	Criminal	Traffic
Civil:					
Law	721	8,509	9,230	22,779	224,171
Small claims	0	11,144	11,144	18,894	708,515
Real property rights	60	11,451	11,511	0	75,461
Total	781	31,104	31,885		
Criminal:					
Total	1,845	21,800	23,645	9,829	378
Traffic:					
Total	2,185	56,361	58,546	12,787	361
Grand total	4,811	109,265	114,076	1,120	3,808
				143,045	275,399

Boldface headings indicate the classifications used by the NCSP.

^dCase definition or unit of count:

A civil case is counted with the filing of a petition or complaint.
The criminal case unit of count is the number of defendants on the information, indictment, or complaint.

A jury trial is counted when the jury is sworn.

A non-jury trial is counted when the first witness is sworn.

^fBeginning pending figure for the 1977 court year does not equal the end pending figure for the 1976 court year.

^jFigures are as given in the annual report.

^kExplanation of data included in the category:

Non-traffic cases include misdemeanor, ordinance violation, and preliminary hearings cases.

^mInformation on disposition type or trial data:

FAC cases are those in which the defendant fails to appear in court after having been sent a notice to appear.

Source: State Court Administrator, Annual Report 1976-77 (Lansing, Michigan: 1977). Statistics are from the annual report except that totals have been computed where necessary.

MICHIGAN MUNICIPAL COURT¹
Court of limited jurisdiction
24 courts, 28 judges
July 1, 1976 to June 30, 1977

	Beginning pending	Filed	Disposed	End pending
Civil^d:				
Law:				
Civil	2,092 ^f	9,578	9,646	2,024
Small claims	11	498	499	10
Real property rights:				
Landlord summary	651 ^f	3,600	4,014	237
Total civil	2,754 ^f	13,676	14,159	2,271
Criminal^d:				
Other criminal:				
Non-traffic ^j	25,229 ^f	41,437	41,396	25,270
Total criminal	25,229 ^f	41,437	41,396	25,270
Traffic:				
Total traffic	128,530 ^f	190,690	189,150	130,070
Grand total¹	156,513^f	245,803	244,705	157,611

	Trial ^d			Dispositions	
	Jury	Non-jury	Total	Criminal	Traffic
Civil:					
Law	8	1,274	1,282	20,461	100,418
Small claims	0	24	24	1,150	4,055
Real property rights	2	733	735	11,465	23,712
Total	10	2,031	2,041	0	6,357
Criminal:					
Total	141	4,865	5,006	1,009	70
Traffic:					
Total	107	12,848	12,955	1,327	16
Grand total	258	19,744	20,002	978	41,567

Boldface headings indicate the classifications used by the NCSP.

^dCase definition or unit of count:

A civil case is counted with the filing of a petition or complaint.

The criminal case unit of count is the number of defendants on the information, indictment, or complaint.

A jury trial is counted when the jury is sworn.

A non-jury trial is counted when the first witness is sworn.

^fBeginning pending figure for the 1977 court year does not equal the end pending figure for the 1976 court year.

^jFigures are as given in the annual report.

^kData are not complete:

No data were reported for the court in Troy.

^kExplanation of data included in the category:

Non-traffic cases include misdemeanors and ordinance violations.

^mInformation on disposition type or trial data:

FAC cases are those in which the defendant fails to appear in court after having been sent a notice to appear.

Source: State Court Administrator, Annual Report 1976-77 (Lansing, Michigan: 1977). Statistics are from the annual report except that totals have been computed where necessary.

MICHIGAN PROBATE COURT
 Court of limited jurisdiction
 83 courts, 103 judges
 July 1, 1976 to June 30, 1977

	Beginning pending	Filed	Disposed	End pending
Civil^d:				
Domestic relations:				
Adoption	N/A	N/A	N/A	3,806
Estate:				
Probate/wills/intestate:				
Testate	N/A	N/A	9,000	17,349
Administrations intestate	N/A	N/A	9,746	19,991
Total	N/A	N/A	18,746	37,340
Guardianship/conservatorship/trusteeship:				
Guardians	N/A	N/A	5,283	37,936
Trustees	N/A	N/A	592	7,519
Total	N/A	N/A	5,875	45,455
Total	<u>N/A</u>	<u>N/A</u>	<u>24,621</u>	<u>82,795</u>
Total civil	N/A	N/A	24,621 ¹	86,601
Juvenile:				
Criminal-type offense:				
Delinquency	N/A	20,937 ^j	8,612	14,611 ^j
Status offense	N/A	(J)	2,821	(J)
Non-offense:				
Permanent neglect	N/A	X	N/A	2,099
Temporary neglect	N/A	X	N/A	8,292
Other neglect	N/A	X	N/A	1,732
Total	N/A	4,748	N/A	12,123
Other juvenile	<u>N/A</u>	<u>4,360</u>	<u>N/A</u>	<u>3,205</u>
Total juvenile	N/A	30,045	11,433 ¹	29,939
Grand total	N/A	30,045 ¹	36,054 ¹	116,540

Time interval (average months)

Time necessary to process:	
Probate/wills/intestate:	
Testate	19.9
Administrations intestate	22.5
Guardianship/conservatorship/trusteeship:	
Guardians	47.8
Trustees	75.2

Boldface headings indicate the classifications used by the NCSP.
 N/A = This case type is handled by the court, but the data are unavailable.
 X = The data for this case type are included in the total, but were not available by category.

^dCase definition or unit of count:

A civil case is counted with the filing of a petition or complaint.

¹Data are not complete:

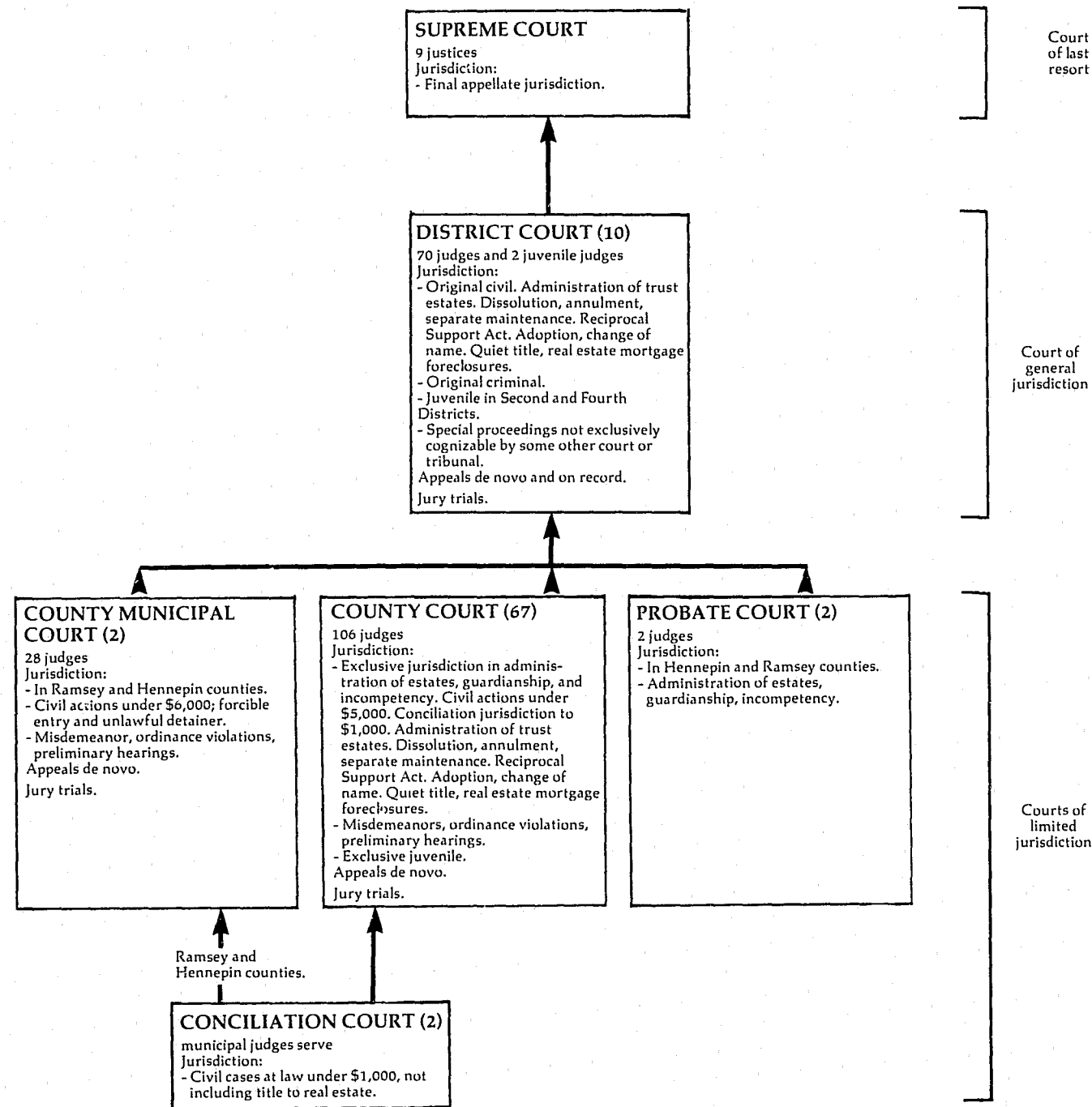
Total civil disposed figure does not include adoption cases.
 Total juvenile disposed figure does not include non-offense or other juvenile cases.
 Grand total filed figure does not include any civil data; it contains only juvenile case filings.
 Grand total disposed figure does not include adoption, non-offense, or other juvenile cases.

^jExplanation of data included in the category:

Status offenses could not be separated from criminal-type offense data for filings and end pending. They were available separately only for dispositions. Criminal-type offense data include status offenses in filing and end pending data.

Source: State Court Administrator, Annual Report 1976-77 (Lansing, Michigan: 1977). Statistics are from the annual report except that totals have been computed where necessary.

MINNESOTA COURT SYSTEM, 1977



MINNESOTA SUPREME COURT Court of last resort 9 Justices January 1, 1977 to December 31, 1977

	Beginning pending	Filed	Disposed	End pending
Cases:				
Appeals:				
Civil	N/A	529	307 ^d	N/A
Criminal	N/A	230	117	N/A
Appeal of administrative agency case:				
Workmen's compensation	N/A	0 (4) ^e	(3)	N/A
Tax court	N/A	0 (1) ^e	(3)	N/A
Department employment service	N/A	0 (0) ^e	(3)	N/A
Total	N/A	0 (5) ^e	(3)	N/A
Total appeals	N/A	759 (5) ^e	424	N/A
Other cases:				
Original proceedings:				
Writ of mandamus	N/A	38	(3)	N/A
Prohibition	N/A	70	(3)	N/A
Miscellaneous	N/A	31	433 ^d	N/A
Total	N/A	139	433	N/A
Requests to appeal:				
Appeal of administrative agency case:				
Certiorari--workers compensation	N/A	71	N/A (4) ^e	N/A
Certiorari--tax court	N/A	16	N/A (1) ^e	N/A
Certiorari--economic security	N/A	16	N/A (0) ^e	N/A
Total	N/A	103	N/A (5) ^e	N/A
Total other cases	N/A	242	433 ^d (5) ^e	N/A
Total cases	N/A	1,001 (5) ^e	857 ^d (5) ^e	N/A
Other proceedings:				
Rehearing requests:				
Petition for further review	0	64	64	0
Total other proceedings	0	64	64	0

Manner of disposition
Written opinion 424

Time interval (months)
Number of cases Civil 227 Criminal 118 Total 345
Processing time 14.9 16.3 15.4

Boldface headings indicate the classifications used by the NCSF.
N/A = This case type is handled by the court, but the data are unavailable.
X = The data for this case type are known to be included in the total but were not available by category.

^eData not included in the total to avoid double counting:
Requests to appeal when granted are not counted as disposed until the resulting appeal is disposed; neither is the filing of the resulting appeal counted. These granted requests are the numbers that appear in parentheses.

^dData are not complete:
Total other cases and total cases disposed do not include requests to appeal denied.

^jExplanation of data included in the category:
Disposition figures for appeal of administrative agency cases are included in the civil appeals disposed figure.
Disposition figures for writs of mandamus, writs of prohibition, and disciplinary cases are included in the civil appeals disposed figure if the case was disposed by opinion. If the case was disposed by order, the figures are included in the special matters disposed figure.

Source: Unpublished data supplied by the Office of the State Court Administrator. Statistics are from the unpublished data except that totals have been computed where necessary.

MINNESOTA DISTRICT COURT
Court of general jurisdiction
10 districts, 70 judges and 2 juvenile judges
January 1, 1977 to December 31, 1977

	Beginning pending	Filed	Disposed	End pending
Civil^d:				
Other civil:				
Jury demand cases	5,478	7,267	7,169	5,575 ^g
Court cases	3,188	11,576	11,645	3,125 ^g
Total	8,666	18,843	18,814	8,700 ^g
Total civil	8,666	18,843	18,814	8,700 ^g
Criminal^d:				
Total criminal ^j	2,043	10,012	9,821	2,240 ^g
Juvenile:				
Total juvenile	N/A	N/A	N/A	N/A
Grand totalⁱ	10,709 ⁱ	28,855 ⁱ	28,635 ⁱ	10,940 ^{g,i}

Trial ^d				Criminal dispositions	
	Jury	Non-jury	Total	Guilty pleas	Dismissed
Civil	913	7,651	8,564	6,620	2,382
Criminal	518	301	819		
Total	1,431	7,952	9,383		

Civil dispositions				Age of pending cases		
	Jury demand	Court	Total	Civil		Criminal
				Jury demand	Court	
Settled during trial	616	485	1,101	4,105	2,776	2,002
Settled, stricken, or dismissed	5,640	3,509	9,149	1,373	425	98
				177	44	18
				17	7	2
				3	7	3

Boldface headings indicate the classifications used by the NCSP.
N/A = This case type is handled by the court, but the data are unavailable.

^dCase definition or unit of count:
A civil case is counted at the note of issue. If a jury demand is made after the filing on the court calendar, the case is counted as a disposition on the court calendar and a new filing is counted for the jury case.
The criminal case unit of count is not consistent statewide. The reporting instructions ask that the criminal unit of count be the number of defendants on the information, indictment, or complaint.
A jury trial is counted if tried to verdict.
A non-jury trial is counted if tried to completion (decision).
^gChange in pending does not equal the difference between filings and dispositions:
Figures are as reported in the unpublished data.
ⁱData are not complete:
Grand total figures do not include juvenile cases.
^jExplanation of data included in the category:
Total criminal includes felony, misdemeanor, and criminal appeal cases.

Source: Unpublished data supplied by the Office of the State Court Administrator. Statistics are from the unpublished data except that totals have been computed where necessary.

MINNESOTA CONCILIATION COURT
Court of limited jurisdiction
2 courts: municipal judges serve
January 1, 1977 to December 31, 1977

	Beginning pending	Filed	Disposed	End pending
Civil^d:				
Small claims:				
Conciliation Court	2,834	38,050	37,262	3,622
Total civil	2,834	38,050	37,262	3,622
Grand total	2,834	38,050	37,262	3,622

Non-jury trial ^d		Civil dispositions	
Civil	Total	Dismissed	Total
	8,345	28,917	

Boldface headings indicate the classifications used by the NCSP.

^dCase definition or unit of count:
A civil case is counted at the note of issue.
A non-jury trial is counted if tried to decision.
Source: Unpublished data provided by the Office of the State Court Administrator. Statistics are from the unpublished data except that totals have been computed where necessary.

MINNESOTA COUNTY MUNICIPAL COURT
Court of limited jurisdiction
2 courts, 28 judges
January 1, 1977 to December 31, 1977

	Beginning pending	Filed	Disposed	End pending
Civil^d:				
Law:				
Court	442 ^f	1,531	1,657	316
Jury	502	1,040	1,157	385
Total	944 ^f	2,571	2,814	701
Real property rights:				
Unlawful detainers	63	12,773	12,781	55
Total civil	1,007 ^f	15,344	15,595	756
Criminal^d:				
Other criminal:				
Other violations ^j	4,824 ^f	27,693	26,938	5,579
Total criminal	4,824 ^f	27,693	26,938	5,579
Traffic:				
Total traffic	6,331 ^f	72,137	72,032	6,436
Grand total	12,162 ^f	115,174	114,565	12,771

Civil dispositions ^h			
	Jury	Court	Total
Dismissed, settled, stricken, or default	860	1,204	2,064

Trial ^d			
	Jury	Non-jury	Total
Civil	297	453	750
Criminal	215	637	852
Traffic	195	2,608	2,803
Total	707	3,698	4,405

Criminal dispositions	
	Total
Guilty plea	12,461
Dismissed, settled, stricken, or default	13,625

Traffic dispositions	
	Total
Guilty plea	41,006
Dismissed, settled, stricken, or default	28,223

Boldface headings indicate the classifications used by the NCSP.

^dCase definition or unit of count:
A civil case is counted at the note of issue. If a jury demand is made after the filing on the court calendar, the case is counted as a disposition on the court calendar and a new filing is counted for jury cases.
The criminal case unit of count is not consistent statewide. The reporting instructions ask that the criminal unit of count be the number of defendants on the information, indictment, or complaint.
A trial is counted if tried to verdict or decision.
^fBeginning pending figure for the 1977 court year does not equal the end pending figure for the 1976 court year.
^jExplanation of data included in the category:
"Other violations" include misdemeanor, ordinances, charter provisions, and rules and regulations of any subdivision of government, including the Metropolitan Airport Commission.
^hInformation on disposition type or trial data:
Civil disposition data are given for law cases only.

Source: Unpublished data provided by the Office of the State Court Administrator. Statistics are from the unpublished data except that totals have been computed where necessary.

MINNESOTA COUNTY COURT
Court of limited jurisdiction
67 districts, 106 judges
January 1, 1977 to December 31, 1977

	Beginning pending	Filed	Disposed	End pending
Civil^d:				
Law:				
Court	3,231	7,723	7,033 ^h	3,921
Jury	554	816	594 ^h	776
Total	3,785	8,539	7,627	4,697
Small claims:				
Conciliation Court	4,881 ^f	40,768	39,599	6,050
Domestic relations:				
Marriage dissolution:				
Divorce, annulment, separate maintenance	X	X	7,442	X
Support/custody:				
Reciprocal enforcement of support	X	X	3,433	X
Other domestic relations:				
Other family civil	X	X	1,699	X
Total	X	X	12,574	X
Estate:				
Probate/wills/intestate:				
Decedent estate	16,427	7,007	6,125	17,309
Guardianship/conservatorship/trusteeship:				
Guardianship	X	X	1,522	X
Trust estate	X	X	59	X
Total	X	X	1,581	X
Other estate:				
Other probate	X	X	338	X
Total	X	X	8,044	X
Mental health:				
Commitments	X	X	973	X
Incompetency	X	X	790	X
Total	X	X	1,763	X
Total civil	X	X	69,607	X
Criminal^d:				
Misdemeanor:				
Other criminal	10,844	36,766	33,035	14,575
Ordinance violation:				
Justice of the peace	1,166	4,796	4,487	1,477 ^g
Other criminal:				
Other family criminal	X	X	414	X
Total criminal	12,010 ^d	41,562 ^l	37,936	16,052 ^g
Traffic:				
Other traffic violation:				
Traffic	14,588 ^f	137,768	129,724	22,632
Traffic Violation Bureau	58,982	333,180	305,576	86,586
Juvenile traffic	X	X	21,738	X
Total	X	X	457,038	X
Total traffic	X	X	457,038	X
Juvenile:				
Criminal-type offense:				
Delinquency	X	X	12,155	X
Non-offense:				
Dependency and neglect	X	X	1,497	X
Other juvenile:				
Other	X	X	750	X
Total juvenile	X	X	14,402	X
Grand total	138,121	626,834	578,983	185,921^g

(continued on next page)

Minnesota County Court (continued)

Civil:	Trial ^d			Civil dispositions		
	Jury	Non-jury	Total	Settled	Default	Other
Law	199	2,636	2,835			
Small claims	--	17,681	17,681	613	--	4,179
Domestic relations^m:				7,212	--	14,712
Marriage dissolution ..	--	1,044	1,044			
Support/custody	--	1,566	1,566		5,436	962
Other domestic relations	--	250	250		827	1,040
Total	--	2,860	2,860		1,311	138
Mental health^m:				7,574	--	2,140
Commitments	--	471	471			
Total civil	199	23,648	23,847			
Criminal (misdemeanor) ..	218	2,166	2,384			
Traffic	493	5,997	6,490			
Grand total	910	28,480	29,390			
				Traffic dispositions^m		
				Guilty pleas		106,296
				Dismissed, settled, stricken, or default		16,938
				Traffic Violations Bureau		305,576
				Justice of the Peace and Traffic Violations Bureau		133,088

Case definition of unit of count:

A civil case is counted at the note of issue. If a jury demand is made after the filing on the court calendar, the case is counted as a disposition on the court calendar and a new filing is counted for the jury case.

The criminal case unit of count is not consistent statewide. The reporting instructions ask that the criminal unit of count be the number of defendants on the information, indictment, or complaint.

A trial is counted if tried to verdict or decision.

^fBeginning pending figure for the 1977 court year does not equal the end pending figure for the 1976 court year:

Figures are as given in the unpublished data.

^gChange in pending does not equal the difference between filings and dispositions:

Figures are as reported in the unpublished data.

^hFigure was computed:

Civil court and jury cases disposed were computed from pending figures and filings reported in the unpublished data.

ⁱData are not complete:

Figures for total criminal pending and filed do not include data for "other family criminal" cases.

^mInformation on disposition type or trial data:

The number of contested domestic relations and commitment cases are displayed as non-jury trials.

Mental health trials and disposition type data include only contested commitment cases.

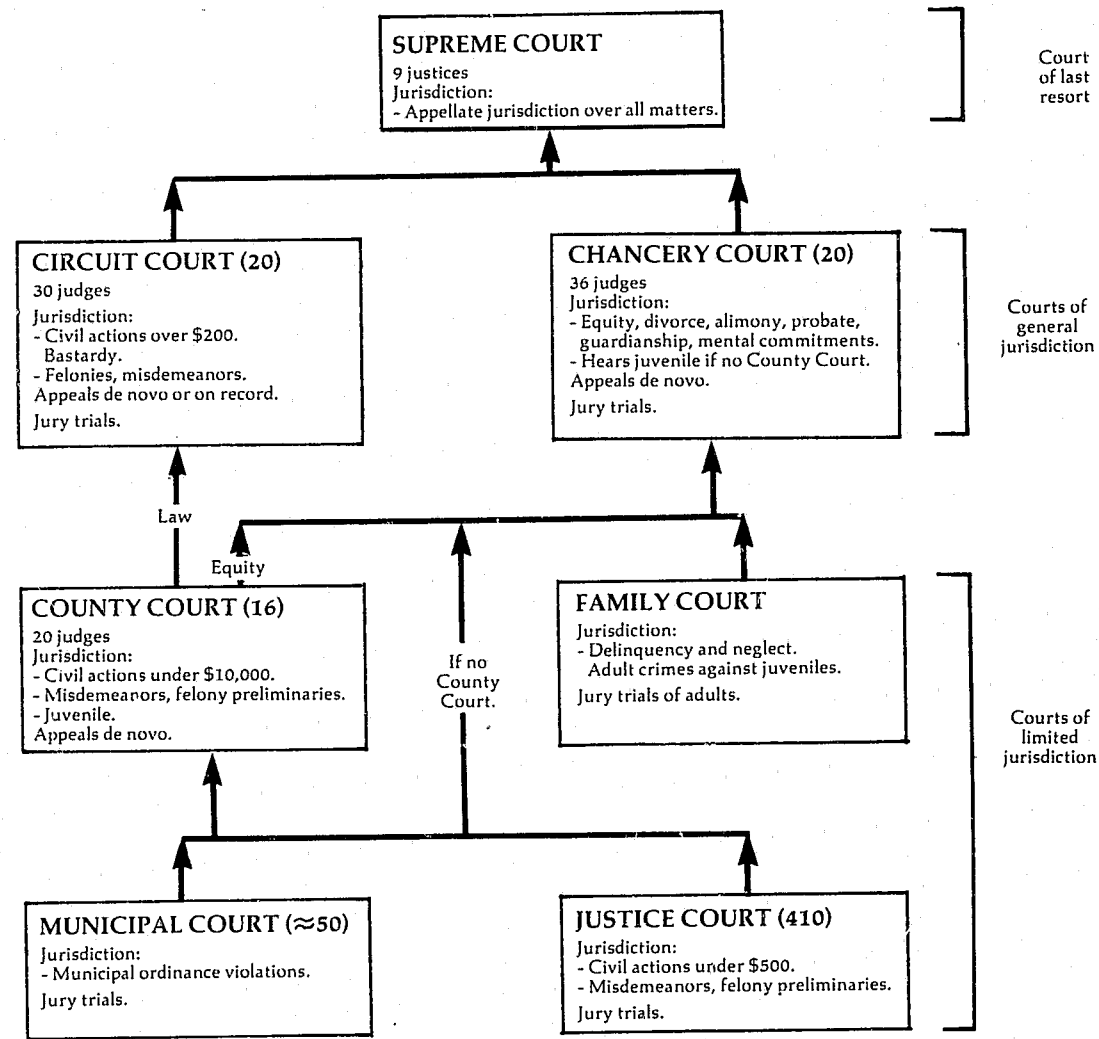
Traffic dispositions by type do not include juvenile traffic cases.

Source: Unpublished data provided by the Office of the State Court Administrator. Statistics are from the unpublished data except that totals have been computed where necessary.

MINNESOTA PROBATE COURT
Court of limited jurisdiction
2 courts, 2 judges
January 1, 1977 to December 31, 1977

There were no data available for cases handled in the Probate Court for 1977.

MISSISSIPPI COURT SYSTEM, 1977



↑ Indicates route of appeal.

MISSISSIPPI SUPREME COURT^b Court of last resort 9 justices January 1, 1977 to December 31, 1977

	Beginning pending	Filed	Disposed	End pending
Cases:				
Appeals:				
Civil	X	434	430	X
Criminal	X	224	204	X
Unspecified cases (dismissed)	--	--	146 ^k	--
Total appeals	151^h	658	780	29
Other cases:				
Original proceedings:				
Other petitions	2	139 ^h	138	3
Requests to appeal	--	--	--	--
Total other cases	2	139	138	3
Total cases	153	797	918	32
Other proceedings:				
Rehearing requests	11	135 ^h	135	11
Other matters:				
Motions	19	472 ^h	476	15
Total other proceedings	30	607	611	26

Manner of disposition				Disposition of appeals	
	Written opinion	Per curiam	Total		
Appeals on the merits	388 ^g	246	634	Affirmed	445
Petitions for rehearing	7	128	135	Reversed	152
Other petitions	2	136	138	Affirmed in part, reversed in part	28
Motions	8	468	476	Affirmed on condition of remittitur or additur	4
Total	405	978	1,383	Dismissed	146
				Dismissed after hearing on the merits	5

Time interval (days)		
	Average	Range
Record filed to submitted	291	34-480
Submitted to decision	31	6-323
Record filed to decision	322	48-607
Judgment in lower court to decision	477	150-1,256 ⁿ

Boldface headings indicate the classifications used by the NCSP.
 Blank space = Not enough information is known. The case category may or may not be handled by the court.
 X = The data for this case type are known to be included in the total but were not available by category.
 -- = Not applicable.

^bParticular court or reporting system information:
 Commencing January 6, 1975, the court began sitting in 3 divisions of 3 judges each, with judges alternating among the divisions.

^hFigure was computed:
 Beginning pending figure was computed from filed, disposed, and end pending data.
 The filing figures were computed from disposed and pending data.

^kAdditional information:
 Cases disposed by dismissal are included in the civil and criminal appeals filings, but a civil/criminal breakdown for cases dismissed is not available.

^mCategories for disposition type or trial data:
 In addition to the 388 majority opinions, there were 22 concurring and dissenting opinions.

ⁿInformation on time interval or age of pending data:
 Ninety cases took less than one year from judgment in lower court to decision; 540 cases took longer than one year.

Source: Executive Assistant, Supreme Court, 11th Annual Statistical Report 1976 and 12th Annual Statistical Report 1977 (Jackson, Mississippi). Sources of case data are available. Statistics are from the annual reports except that totals have been computed where necessary.

MISSISSIPPI CIRCUIT COURT
Court of general jurisdiction
20 circuit districts, 30 judges
January 1, 1977 to December 31, 1977

	Beginning pending	Filed	Disposed	End pending
Civil^d:				
Law:				
Dollar declaration	N/A	10,510	N/A	N/A
Real property rights:				
Eminent domain	N/A	148	N/A	N/A
Appeal	N/A	376	N/A	N/A
Other civil	N/A	1,562	N/A	N/A
Total civil	N/A	12,596	N/A	N/A
Criminal^d:				
Felony:				
Indictments	N/A	6,729	N/A	N/A
Other criminal ¹	N/A	713	N/A	N/A
Other criminal	N/A	7,442	N/A	N/A
Total criminal	N/A	7,442	N/A	N/A
Grand total	N/A	20,038	N/A	N/A

Boldface headings indicate the classifications used by the NCSP.
N/A = This case type is handled by the court but the data are unavailable.

^dCase definition or unit of count:
A civil case is counted with the filing of a petition or complaint.
The criminal case unit of count is the number of indictments.

¹Explanation of data included in the category:
Other criminal includes criminal appeals and other unclassified criminal cases.

Source: Data was supplied by the Mississippi Judicial Council during data verification.

MISSISSIPPI CHANCERY COURT^a
Court of general jurisdiction
20 chancery districts, 36 judges
January 1, 1977 to December 31, 1977

	Beginning pending	Filed	Disposed	End pending
Civil^d:				
Equity:				
General equity	N/A	1,955	N/A	N/A
Domestic relations:				
Support/custody:				
URESAs	N/A	1,712	N/A	N/A
Other domestic relations:				
Domestic ¹	N/A	19,266	N/A	N/A
Minor's matters ²	N/A	3,165	N/A	N/A
Total	N/A	22,431	N/A	N/A
Estate:				
Other estate:				
Probate and guardianship/conservatorship	N/A	6,851	N/A	N/A
Mental health:				
Commitments ³	N/A	3,844	N/A	N/A
Other civil	N/A	3,132	N/A	N/A
Total civil	N/A	39,925	N/A	N/A
Juvenile:				
Total juvenile	N/A	N/A	N/A	N/A
Grand total	N/A	39,925⁴	N/A	N/A

Boldface headings indicate the classifications used by the NCSP.
N/A = This case type is handled by the court, but the data are unavailable.

^aCourt jurisdiction:
The Chancery Court handles juvenile cases in 66 of the state's 82 counties. No juvenile data were available.

^dCase definition or unit of count:
A civil case is counted with the filing of a petition or complaint.

¹Data are not complete:
The grand total filed figure does not include juvenile data.

²Explanation of data included in the category:
Domestic cases are divorce, support, separate maintenance, and other marital matters.
Minor's matters are adoption, removal of disability, and other matters relating the handling of minors other than by parents or guardians.
Commitments are cases for commitment because of lunacy, alcohol, or drugs.

Source: Data was supplied by the Mississippi Judicial Council during data verification.

MISSISSIPPI COUNTY COURT
Court of limited jurisdiction
16 courts, 20 judges
January 1, 1977 to December 31, 1977

	Beginning pending	Filed	Disposed	End pending
Civil^d:				
Total civil	N/A	16,259	N/A	N/A
Criminal^d:				
Total criminal	N/A	3,165	N/A	N/A
Grand total	N/A	19,424	N/A	N/A

Boldface headings indicate the classifications used by the NCSP.
N/A = This case type is handled by the court but the data are unavailable.

^dCase definition or unit of count:
A civil case is counted with the filing of a petition or complaint.
The criminal case unit of count is the number of indictments.

Source: Data was supplied by the Mississippi Judicial Council during data verification.

MISSISSIPPI JUSTICE COURT
Court of limited jurisdiction
410 courts
January 1, 1977 to December 31, 1977

	Beginning pending	Filed	Disposed	End pending
Civil^d:				
Total civil	N/A	94,313	N/A	N/A
Criminal^d:				
Total criminal	N/A	313,536	N/A	N/A
Grand total	N/A	407,849	N/A	N/A

Boldface headings indicate the classifications used by the NCSP.
N/A = This case type is handled by the court but the data are unavailable.

^dCase definition or unit of count:
A civil case is counted with the filing of a petition or complaint.
The criminal case unit of count is the number of indictments.

Source: Data was supplied by the Mississippi Judicial Council during data verification.

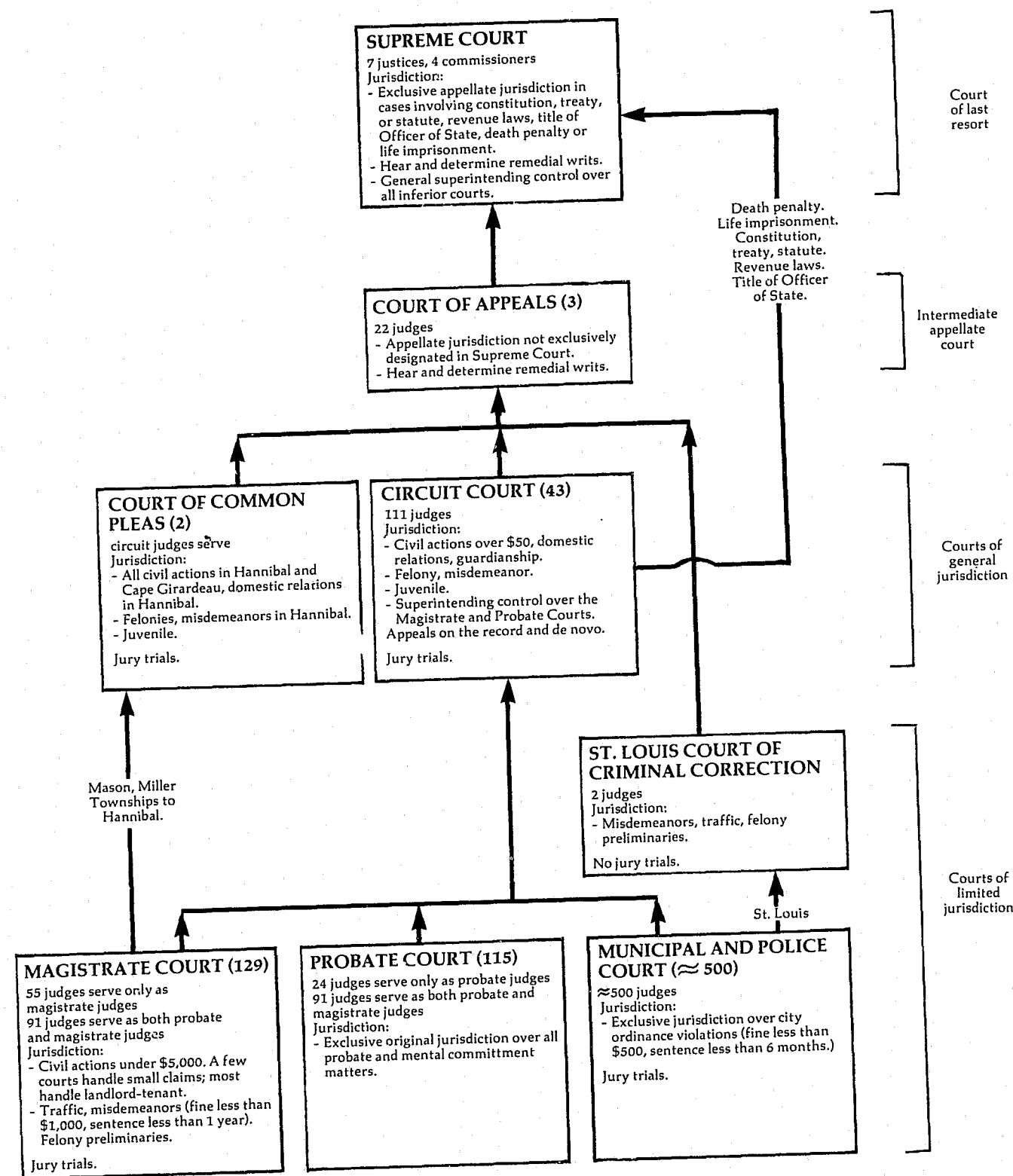
MISSISSIPPI FAMILY COURT
Court of limited jurisdiction
1 court
January 1, 1977 to December 31, 1977

There were no data available for cases handled in the Family Court for 1977.

MISSISSIPPI MUNICIPAL COURT
Court of limited jurisdiction
≈50 courts
January 1, 1977 to December 31, 1977

There were no data available for cases handled in the Municipal Court for 1977.

MISSOURI COURT SYSTEM, 1977



↑ Indicates route of appeal.

MISSOURI SUPREME COURT Court of last resort 7 Justices, 4 commissioners July 1, 1976 to June 30, 1977

	Beginning pending	Filed	Disposed	End pending
Cases:				
Appeals:				
Civil	X	X	83	X
Criminal	X	X	36	X
Total appeals	71	158	119	110
Other cases:				
Original proceedings:				
Original jurisdiction:				
Habeas corpus	X	X	56	X
Writ of Habeas Corpus	X	X	24	X
Prohibition	X	X	35	X
Quo warranto	X	X	1	X
Retirement	X	X	0	X
Other writs	X	X	10	X
Total	X	X	126	X
Disciplinary matter:				
Disbarment	X	X	5	X
Reinstatement	X	X	5	X
Total	X	X	10	X
Requests to appeal	X	X	X	X
Application to transfer	X	X	136	X
Total other cases	24 ^h	509	451	82 ^h
Total cases	95	667	570	192
Other proceedings:				
Motions for rehearing	5	33	31 ^k	7
Other matters:				
Motion activity	12	377 ^k	359	30
Total other proceedings	17	410	390	37

Manner of disposition

	Appeals		
	Civil	Criminal	Total
Written opinion	50	27	77
Dismissal	21	3	24
Transfer without opinion ...	3	4	7
By order	9	2	11

Boldface headings indicate the classifications used by the NCSP.
 Blank space - Not enough information is known. The case category may or may not be handled by the court.
 X - The data for this case type are known to be included in the total but were not available by category.

^hFigure was computed:
 Total original proceedings pending was computed by subtracting total appeals pending from total cases pending.

^kAdditional information:
 Two rehearing requests were sustained; 29 were denied.
 The 377 motions filed do not include motions for permission to file writs, which were included in this figure in previous years.

Source: Office of the State Court Administrator, Judicial Department of Missouri Annual Statistical Report 1977 (Jefferson City, Missouri).
 Statistics are from the annual report except that totals have been computed where necessary.

MISSOURI COURT OF APPEALS
Intermediate appellate court
3 districts, 22 judges
July 1, 1976 to June 30, 1977

	Beginning pending	Filed	Disposed	End pending
Cases:				
Appeals:	1,309	1,190	1,277	1,248
Civil	694	607	630	675
Criminal	615	583	647	573
Total appeals	2,003	1,797	1,907	1,919
Other cases:				
Original proceedings:				
Original jurisdiction:	X	91	X	X
Habeas corpus	X	87	X	X
Mandamus	X	169	X	X
Prohibition	X	1	X	X
Quo warranto	X	348	X	X
Total	X	696	X	X
Requests to appeal:	X	1	X	X
Certiorari	30	349	337	478
Total other cases	X	350	X	X
Total cases	2,033	2,146	2,244	1,968

Manner of disposition

	Appeals		Total	Writs	Total
	Civil	Criminal			
Written opinion	575	489	1,064	31	1,095
Dismissal	566	116	682	--	682
Consolidation	114	8	122	--	122
Transfer without opinion	22	17	39	--	39
Order	--	--	--	48	48
Denied	--	--	--	258	258

Boldface headings indicate the classifications used by the NCSP.
X = The data for this case type are known to be included in the total but were not available by category.
-- = Not applicable.

Change in pending does not equal the difference between filings and dispositions:
This is due to the refinement of record keeping procedures in the St. Louis district.

Source: Office of the State Court Administrator, Judicial Department of Missouri Annual Statistical Report 1977 (Jefferson City, Missouri).
Statistics are from the annual report except that totals have been computed where necessary.

MISSOURI CIRCUIT COURT AND COURT OF COMMON PLEAS^b
Court of general jurisdiction
43 circuits, 111^c judges; 2 courts, circuit judges serve
July 1, 1976 to June 30, 1977

	Beginning pending	Filed	Disposed	End pending
Civil^d:				
Total civil ^d	59,935 ^f	72,132	71,571	60,496
Criminal^d:				
Felony/misdemeanor:				
Criminal ^d	9,918 ^f	18,130	18,047	10,001
Total criminal ^d	9,918 ^f	18,130	18,047	10,001
Juvenile:				
Total juvenile	9,031 ^f	16,734	16,364	9,401
Grand total	78,884^f	106,996	105,982	79,898

Boldface headings indicate the classifications used by the NCSP.

^bParticular court or reporting system information:

Because of a change in reporting systems, the data cannot be broken down into sub-categories. Lack of continuity causes the data to be reported in two different forms that are not compatible.

^cJudge information:

Circuit judges serve in the Court of Common Pleas.

^dCase definition or unit of count:

A civil case is counted with the filing of a petition or complaint.

The criminal case unit of count is the number of informations or indictments. A filing may involve multiple defendants.

^fBeginning pending figure for the 1977 court year does not equal the end pending figure for the 1976 court year:

Figures are as given in the annual report.

^jExplanation of data included in the category:

Civil cases include tort, contract, eminent domain, real estate, domestic relations, appeals, extraordinary writs, and other civil cases.

Criminal cases include felony, misdemeanor, and criminal appeal cases.

Source: Office of the State Court Administrator, Judicial Department of Missouri Annual Statistical Report 1977 (Jefferson City, Missouri).
Statistics are from the annual report except that totals have been computed where necessary.

ST. LOUIS COURT OF CRIMINAL CORRECTION, MISSOURI
 Court of limited jurisdiction
 1 court, 2 judges
 July 1, 1976 to June 30, 1977

	Beginning pending	Filed	Disposed	End pending
Criminal^d:				
Misdemeanor ^j	X	15,887 ^j	12,922	X
Preliminary hearing	X	4,384	3,219	X
Appeal:				
City appeals	X	157	129	X
Extraordinary writ:				
Writs of habeas corpus	X	4	4	X
Other criminal:				
Search warrant applications	X	9	7	X
Fugitive warrants	X	55	28	X
Restoration of driving privileges	X	9	0	X
Total	X	73	35	X
Total criminal	22,176	20,505	16,309	26,372
Grand total	22,176	20,505	16,309	26,372

Criminal dispositions

	Trial ^d	
	Jury	Non-jury
Misdemeanor:		
Non-jury trial:		
Conviction		914
Acquittal		40
GUILTY PLEAS		9,413
Nolle prosequi, abated, bond forfeited, or dismissed		2,555
Preliminary hearing:		
Defendants held for trial		1,649
Defendants released		498
Nolle prosequi, abated, or transferred		1,072
Criminal	---	954
		954

Boldface headings indicate the classifications used by the NCSP.
 X = The data for this case type are known to be included in the total but were not available by category.
 - = Not applicable.

^dCase definition or unit of count:
 The criminal case unit of count is the number of informations, indictments, or complaints. A filing may involve multiple defendants.
 A non-jury trial is counted if tried to completion.

^jExplanation of data included in the category:
 Misdemeanor includes 12,248 license cases.

Source: Office of the State Court Administrator, Judicial Department of Missouri Annual Statistical Report 1977 (Jefferson City, Missouri).
 Statistics are from the annual report except that totals have been computed where necessary.

MISSOURI MAGISTRATE COURT^d
 Court of limited jurisdiction
 129 courts; 55 judges serve only as magistrates,
 91 judges serve as both probate and magistrate judges
 July 1, 1976 to June 30, 1977

	Beginning pending	Filed	Disposed	End pending
Civil^d:				
Law ⁱ	N/A	36,983 ⁱ	30,424 ⁱ	N/A
Small claims	N/A	8,783	6,249	N/A
Total civilⁱ	N/A	45,766ⁱ	36,673ⁱ	N/A
Criminal^d:				
Total criminalⁱ	N/A	35,028ⁱ	28,281ⁱ	N/A
Traffic:				
Total trafficⁱ	N/A	173,862ⁱ	163,357ⁱ	N/A
Grand totalⁱ	N/A	254,656ⁱ	228,311ⁱ	N/A

Boldface headings indicate the classifications used by the NCSP.
 N/A = This case type is handled by the court, but the data are unavailable.

^dCase definition or unit of count:
 A civil case is counted with the filing of a petition or complaint.
 The criminal case unit of count is the number of informations or indictments. A filing may involve multiple defendants.

ⁱData are not complete:
 There were no data for law, criminal, or traffic cases given for the courts in the following counties: Bates, Buchanan (Division I), Callaway, Clay (Western Division), Carter, DeKalb, Gentry, Hickory, Jefferson (Divisions 1 and 2), Knox, Morgan, Newton, Pulaski, Reynolds, Ripley, Saline, Schuyler, St. Charles, St. Louis (Division 8), and Stoddard. No disposition data for law, criminal, or traffic cases were given for the courts in the following counties: Adair, Camden, Chariton, Greene, Jackson (Divisions 4, 5, 6, and 7), Lewis, Lincoln, Madison, Marion, Mississippi, Perry, Ralls, Scotland, and St. Louis (Divisions 6 and 7). Complete small claims filings and dispositions were given for all courts.

Source: Office of the State Court Administrator, Judicial Department of Missouri Annual Statistical Report 1977 (Jefferson City, Missouri).
 Statistics are from the annual report except that totals have been computed where necessary.

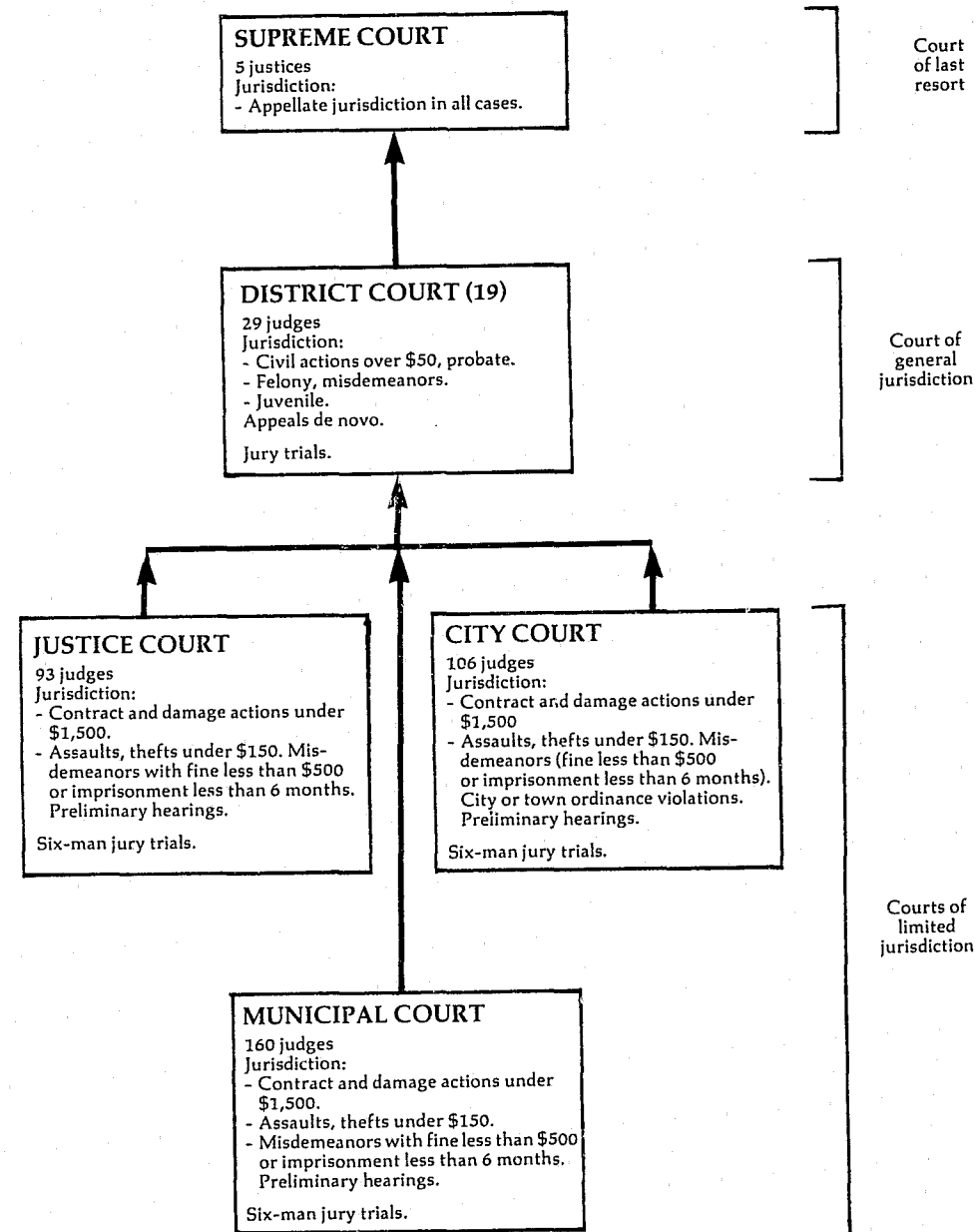
MISSOURI PROBATE COURT
 Court of limited jurisdiction
 115 courts; 24 judges serve only as probate judges,
 91 judges serve as both probate and magistrate judges
 July 1, 1976 to June 30, 1977

There were no data available for cases handled in the Probate Court for fiscal year 1977.

MISSOURI MUNICIPAL COURT
 Court of limited jurisdiction
 ~500 courts, ~500 judges
 July 1, 1976 to June 30, 1977

There were no data available for cases handled in the Municipal Court for fiscal year 1977.

MONTANA COURT SYSTEM, 1977



↑ Indicates route of appeal.

MONTANA SUPREME COURT Court of last resort 5 Justices January 1, 1977 to December 31, 1977

	Beginning pending	Filed	Disposed	End pending
Cases:				
Appeals:				
Civil	N/A	275	X	N/A
Criminal	N/A	102	X	N/A
Total appeals	N/A	377	X	N/A
Other cases:				
Original proceedings	N/A	92	X	N/A
Requests to appeal	N/A	92	X	N/A
Total other cases	N/A	92	X	N/A
Total cases	N/A	469	463	N/A

Boldface headings indicate the classifications used by the NCSP.
Blank space = Not enough information is known. The case category may or may not be handled by the court.
N/A = This case type is handled by the court, but the data are unavailable.
X = Data for this case type are known to be included in the total but were not available by category.

Source: Montana Supreme Court, 1978 Annual Report (Helena, Montana: 1979). Statistics are from the annual report except that totals were computed where necessary.

MONTANA DISTRICT COURT Court of general jurisdiction 19 districts, 29 judges July 1, 1976 to June 30, 1977

There were no data available for cases handled by the District Court for fiscal year 1977.

MONTANA JUSTICE COURT Court of limited jurisdiction 93 judges July 1, 1976 to June 30, 1977

There were no data available for cases handled in the Justice Court for fiscal year 1977.

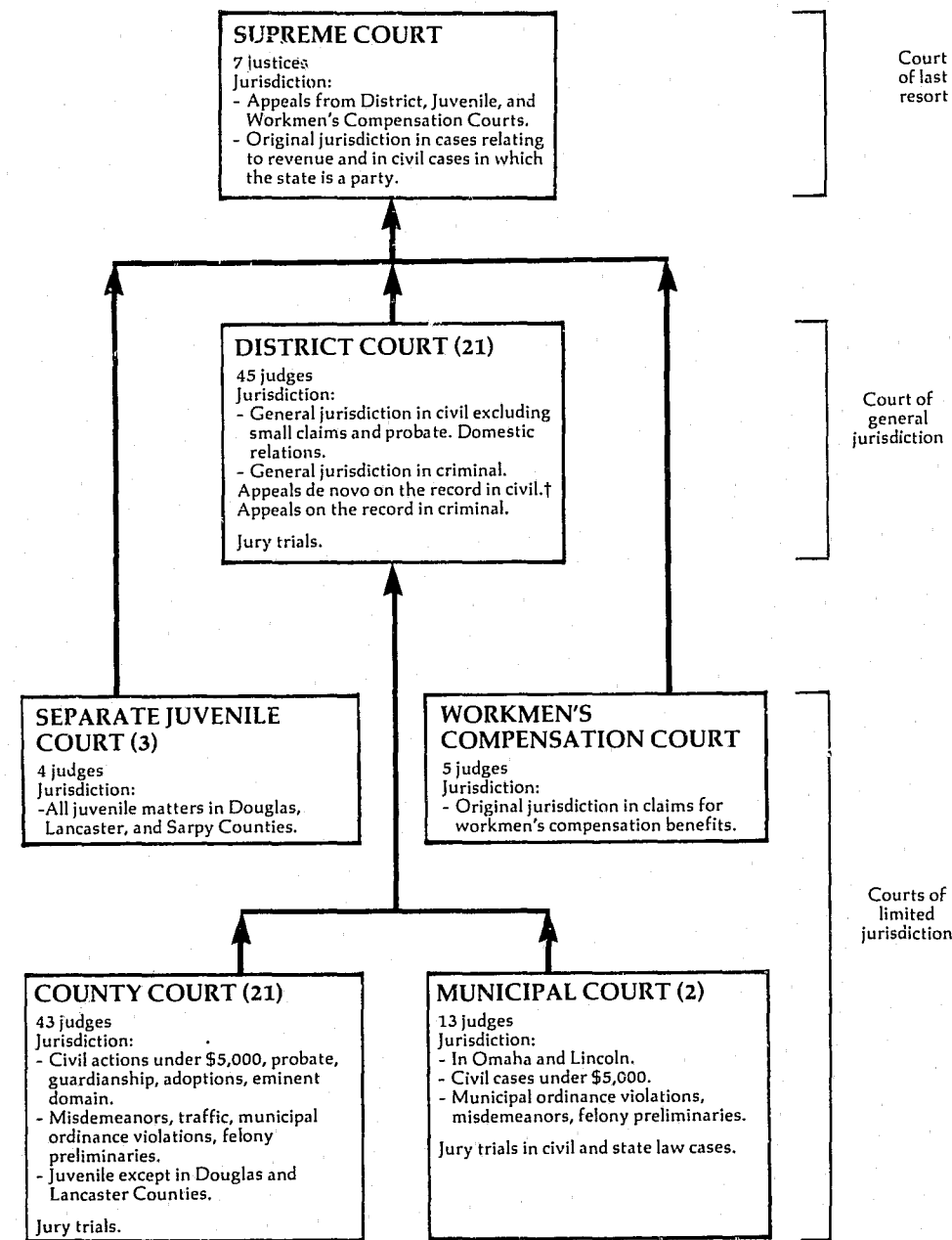
MONTANA CITY COURT Court of limited jurisdiction 106 judges July 1, 1976 to June 30, 1977

There were no data available for cases handled in the City Court for fiscal year 1977.

MONTANA MUNICIPAL COURT Court of limited jurisdiction 160 judges July 1, 1976 to June 30, 1977

There were no data available for cases handled in the Municipal Court for fiscal year 1977.

NEBRASKA COURT SYSTEM, 1977



↑ Indicates route of appeal.

†In Nebraska, "de novo on the record" means that the court may make an independent determination of the facts.

NEBRASKA SUPREME COURT Court of last resort 7 justices September 1, 1976 to August 31, 1977

	Beginning pending	Filed	Disposed	End pending
Cases:				
Appeals:				
Civil	244 ¹	344 ¹	303 ¹	285 ¹
Criminal	226 ¹	263 ¹	306 ¹	183 ¹
Total appeals	470	607	609	468
Other cases:				
Original proceedings	(j)	(j)	(j)	(j)
Requests to appeal	N/A	N/A	N/A	N/A
Total other cases	N/A	N/A	N/A	N/A
Total cases	470¹	607¹	609¹	468¹

Manner of disposition
Written opinion 406

Boldface headings indicate the classifications used by the NCSP.
N/A = This case type is handled by the court, but the data are unavailable.

¹Data are not complete:

Requests to appeal are not counted statistically by the Supreme Court; the figures presented for appeals are cases docketed. There are a number of cases that the court refuses to hear. These discretionary cases, when leave to docket is denied, could be considered processed by the court, but they are not docketed or reported statistically. As a result, request to appeal cases are not included in the total cases figures given in the chart.

^jExplanation of data included in the category:

Original proceedings are included with the appeals data. There are a minimal number of original proceedings handled by the court.

¹Special source or revision in data:

The breakdown of appeals data into civil and criminal categories were supplied by the Supreme Court clerk in an unpublished source.

Source: Office of the State Court Administrator, *The Courts of Nebraska 1977* (Lincoln, Nebraska), and unpublished data supplied by the clerk of the court. Statistics are from the annual report and unpublished data except that totals have been computed where necessary.

NEBRASKA DISTRICT COURT Court of general jurisdiction 21 districts, 45 judges January 1, 1977 to December 31, 1977

	Beginning pending	Filed ^j	Disposed	End pending
Civil^d:				
Domestic relations	2,921 ¹	12,300	11,092	4,129 ^h
Appeal	(j)	(j)	(j)	(j)
Other civil	3,281 ¹	6,340	5,277	4,344 ^h
Total civil ^j	6,202 ¹	18,640	16,369	8,473 ^h
Criminal^d:				
Felony:				
Criminal ^j	762 ¹	3,804	3,476	1,090 ^h
Appeal	525 ^{1j}	2,757 ^j	2,016 ^j	1,266 ^{hj}
Total criminal	1,287 ¹	6,561	5,492	2,356 ^h
Grand total	7,489¹	25,201	21,861	10,829^h

Boldface headings indicate the classifications used by the NCSP.

^dCase definition or unit of count:

A civil case is counted with the filing of a petition or complaint.

The criminal case unit of count is the number of defendants on the information or indictment.

^hFigures were computed:

End pending figures were computed from beginning pending, filed, and disposed figures.

^jExplanation of data included in the category:

Filed figures include the number of reopened cases placed before the District Court.

Cases that are listed as criminal appeals include both civil and criminal appeals. A statement in the annual report indicates that more than half were criminal appeals.

Criminal cases may include a few misdemeanor cases.

¹Special source or revision in data:

Beginning pending data were provided by the office of the state court administrator.

Source: Office of the State Court Administrator, *The Courts of Nebraska 1977* (Lincoln, Nebraska), and unpublished data supplied by the office of the state court administrator. Statistics are from the annual report and unpublished data except that totals have been computed where necessary.

NEBRASKA COUNTY COURT
Court of limited jurisdiction
21 districts, 43 judges
January 1, 1977 to December 31, 1977

	Beginning pending	Filed	Disposed	End pending
Civil^d:				
Law:				
Civil	7,827 ^l	8,651	7,481	8,997 ^h
Small claims	1,533 ^l	9,537	9,203	1,867 ^h
Real property rights:				
Eminent domain	70 ^l	142	145	67 ^h
Domestic relations:				
Adoption	233 ^l	1,308	1,323	218 ^h
Estate:				
Probate/wills/intestate:				
Probate and inheritance tax	11,586 ^l	8,610	8,150	12,046 ^h
Guardianship/conservatorship/trusteeship:				
Guardianship and conservatorship	9,695 ^l	1,715	1,490	9,920 ^h
Total	21,281 ^l	10,325	9,640	21,966 ^h
Total civil	30,944^l	29,963	27,792	33,115^h
Criminal^d:				
Misdemeanor:				
Misdemeanor - statute	12,199 ^l	32,388	30,833	13,754 ^h
Ordinance violation:				
Ordinance non-traffic	1,357 ^l	8,568	8,613	1,312 ^h
Preliminary hearing:				
Felony	4,502 ^l	4,582	4,261	4,823 ^h
Total criminal	18,058^l	45,538	43,707	19,889^h
Traffic:				
Other traffic violation:				
Statute traffic	8,765 ^l	142,079	140,515	10,329 ^h
Ordinance traffic	2,837 ^l	35,176	34,384	3,629 ^h
Total	11,602 ^l	177,255	174,899	13,958 ^h
Total traffic	11,602^l	177,255	174,899	13,958^h
Juvenile:				
Total juvenile	1,088^l	2,868	2,883	1,073^h
Grand total	61,692^l	255,624	249,281	68,035^h

Boldface headings indicate the classifications used by the NCSP.

^dCase definition or unit of count:

A civil case is counted with the filing of a petition or complaint. The criminal case unit of count is the number of informations, indictments, or complaints. Two defendants charged on a single complaint count as one case, unless cases are separated for trial. One defendant with two charges on a single complaint is one case, unless the charges are tried separately.

^lFigure was computed:

End pending figures were computed from beginning pending, filed, and disposed figures.

^hSpecial source or revision in data:

Beginning pending figures were provided by the office of the state court administrator.

Source: Office of the State Court Administrator, The Courts of Nebraska 1977 (Lincoln, Nebraska) and unpublished data provided by the office of the state court administrator. Statistics are from the annual report and unpublished data except that totals have been computed where necessary.

NEBRASKA SEPARATE JUVENILE COURT
Court of limited jurisdiction
3^b courts, 4 judges
January 1, 1977 to December 31, 1977

	Beginning pending	Filed	Disposed	End pending
Juvenile:				
Total juvenile	N/A	1,992	N/A	N/A
Grand total	N/A	1,992	N/A	N/A

Boldface headings indicate the classifications used by the NCSP.
N/A = This case type is handled by the court, but the data are unavailable.

^bParticular court or reporting system information:

There are three separate juvenile courts in Nebraska, located in Douglas County, Lancaster County, and Sarpy County. The Juvenile Court in Sarpy County began operations in February, 1977.

Source: Office of the State Court Administrator, The Courts of Nebraska 1977 (Lincoln, Nebraska). Statistics are from the annual report except that totals have been computed where necessary.

NEBRASKA MUNICIPAL COURT^a
Court of limited jurisdiction
2^b courts, 13 judges
January 1, 1977 to December 31, 1977

	Beginning pending	Filed	Disposed	End pending
Civil^d:				
Law:				
Civil/small claims	N/A	17,153	N/A	N/A
Total civil	N/A	17,153	N/A	N/A
Criminal^d:				
Total criminal	N/A	X	N/A	N/A
Traffic:				
Total traffic	N/A	X	N/A	N/A
Grand total	N/A	119,695	N/A	N/A

Boldface headings indicate the classifications used by the NCSP.

N/A = This case type is handled by the court, but the data are unavailable.

X = The data for this case type are known to be included in the total but were not available by category.

^aCourt jurisdiction:

Municipal Courts have exclusive jurisdiction in cases involving violations of local ordinances.

^bParticular court or reporting system information:

The two courts are located in Omaha and Lincoln.

^dCase definition or unit of count:

A civil case is counted with the filing of a petition or complaint.

The criminal case unit of count is the number of defendants on the information, indictment, or complaint.

Source: Office of the State Court Administrator, The Courts of Nebraska 1977 (Lincoln, Nebraska). Statistics are from the annual report except that totals have been computed where necessary.

NEBRASKA WORKMEN'S COMPENSATION COURT
Court of limited jurisdiction
1 court, 5 judges
July 1, 1976 to June 30, 1977

	Beginning pending	Filed	Disposed ^k	End pending
Civil^d:				
Appeal:				
Appeal of administrative agency case:				
Disputed claims	N/A	803	N/A	N/A
Total civil	N/A	803	N/A	N/A
Grand total	N/A	803	N/A	N/A

Boldface headings indicate the classifications used by the NCSP.

N/A = This case type is handled by the court, but the data are unavailable.

^dCase definition or unit of count:

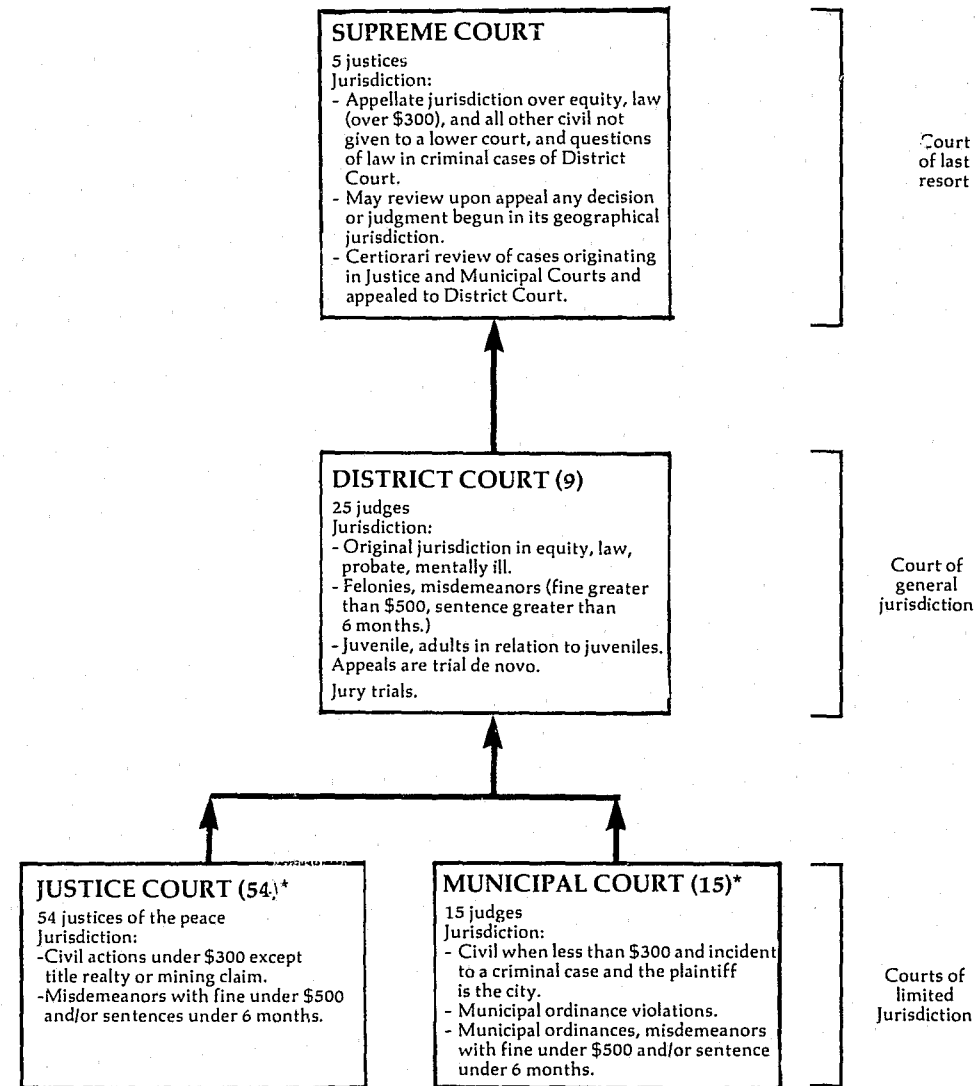
A civil case is counted with the filing of a petition or complaint.

^kAdditional information:

There were 876 original and settlement hearings, 136 rehearings held and settled, and 12 cases appealed to the Supreme Court. The number of cases disposed is unknown.

Source: Office of the State Court Administrator, The Courts of Nebraska 1977 (Lincoln, Nebraska). Statistics are from the annual report except that totals have been computed where necessary.

NEVADA COURT SYSTEM, 1977



↑ Indicates route of appeal.
*Nine justices of the peace also serve as Municipal Court judges.

NEVADA SUPREME COURT Court of last resort 5 Justices January 1, 1977 to December 31, 1977

	Beginning pending	Filed	Disposed	End pending
Cases:				
Appeals:				
Civil	X	243	X	X
Criminal	X	183	X	X
Postconviction remedy:				
Postconviction	X	67	X	X
Reinstated	X	14	X	X
Total appeals	X	507	X	X
Other cases:				
Original proceedings:				
Original jurisdiction:				
Habeas corpus	X	19	X	X
Mandamus	X	60	X	X
Prohibition	X	38	X	X
Quo warranto	X	0	X	X
Exceptions	X	8	X	X
Motions	X	35	X	X
Total	X	160	X	X
Disciplinary:				
Bar	X	21	X	X
Total	X	181	X	X
Requests to appeal:				
Certiorari	X	5	X	X
Criminal:				
Pretrial habeas	X	399	X	X
Total	X	404	X	X
Total other cases	X	585	X	X
Total cases	259	1,092	898	453
Other proceedings:				
Rehearing requests	12 ^f	103	114	1
Total other proceedings	12^f	103	114	1
Manner of disposition				
Written opinion	222 ^k	Disposition of appeals		
Consolidated	5	Affirmed	135	Status of pending cases
Dismissed by order	671	Reversed	67	Set or assigned
		Affirmed in part	7	Under submission
		Writs granted	3	Other
		Writs denied	6	
		Other	5	
Time interval (days)				
		<u>Civil</u>	<u>Criminal</u>	<u>Total</u>
From formal submission to disposition	34.6	22.0	26.4	
Number of cases	315	581	896	

Boldface headings indicate the classifications used by the NCSP.
X = The data for this case type are known to be included in the total but were not available by category.
^fBeginning pending figure for the 1977 court year does not equal the end pending figure for the 1976 court year: Data is as reported by the court administrative office.
^kAdditional information:
Written opinion includes both signed and per curiam opinions.
Source: Unpublished data provided by the Administrative Office of the Courts. Statistics are from the unpublished data except that totals have been computed where necessary, and additions were made by the administrative office of the court during data verification.

NEVADA DISTRICT COURT¹
 Court of general jurisdiction
 9 districts, 25^c judges
 January 1, 1977 to December 31, 1977

	Beginning pending	Filed	Disposed	End pending
Civil^d:				
Law:				
Civil actions ^e	N/A	3,078	N/A	N/A
Domestic relations:				
Marriage dissolution:				
Divorce actions	N/A	3,294	N/A	N/A
Support/custody:				
Reciprocal	N/A	677	N/A	N/A
Adoption	N/A	169	N/A	N/A
Total	N/A	4,140	N/A	N/A
Estate:				
Probate/wills/intestate:				
Probate	N/A	378	N/A	N/A
Guardianship/conservatorship/trusteeship:				
Guardianship	N/A	104	N/A	N/A
Total	N/A	482	N/A	N/A
Mental health:				
Inebriate matters	N/A	0	N/A	N/A
Insanity matters	N/A	85	N/A	N/A
Total	N/A	85	N/A	N/A
Other civil:				
Miscellaneous matters	N/A	277	N/A	N/A
Total civil	N/A	8,062	N/A	N/A
Criminal^d:				
Felony/misdemeanor:				
Criminal actions	N/A	1,448	N/A	N/A
Total criminal	N/A	1,448	N/A	N/A
Juvenile:				
Total juvenile	N/A	535	N/A	N/A
Grand total¹	N/A	10,045	N/A	N/A

	Trial ^d		
	Jury	Non-jury	Total
Civil:			
Law	68	817	885
Domestic relations:			
Marriage dissolution	--	148	148
Total	68	965	1,033
Criminal:			
Felony/misdemeanor	59	665	724
Grand total	127	1,630	1,757

Boldface headings indicate the classifications used by the NCSP.
 N/A = This case type is handled by the court, but the data are unavailable.
 -- = Not applicable.

^cJudge information:
 The Second District has 7 judges. Data were available only for only this district. There are a total of 25 judges in the 9 districts statewide.

^dCase definition or unit of count:
 A civil case is counted with the filing of a petition or complaint.
 The criminal case unit of count is the number of defendants on the information, indictment, or complaint.
 A jury trial is counted if tried to verdict.
 A non-jury trial is counted if tried to decision.

¹Data are not complete:
 Data were available for only one district: the Second District (Washoe County). This county contains 25 percent of the total state population.

Source: Unpublished data supplied by the clerk of the 2nd District Court. Statistics are taken from the unpublished data except that totals were computed where necessary.

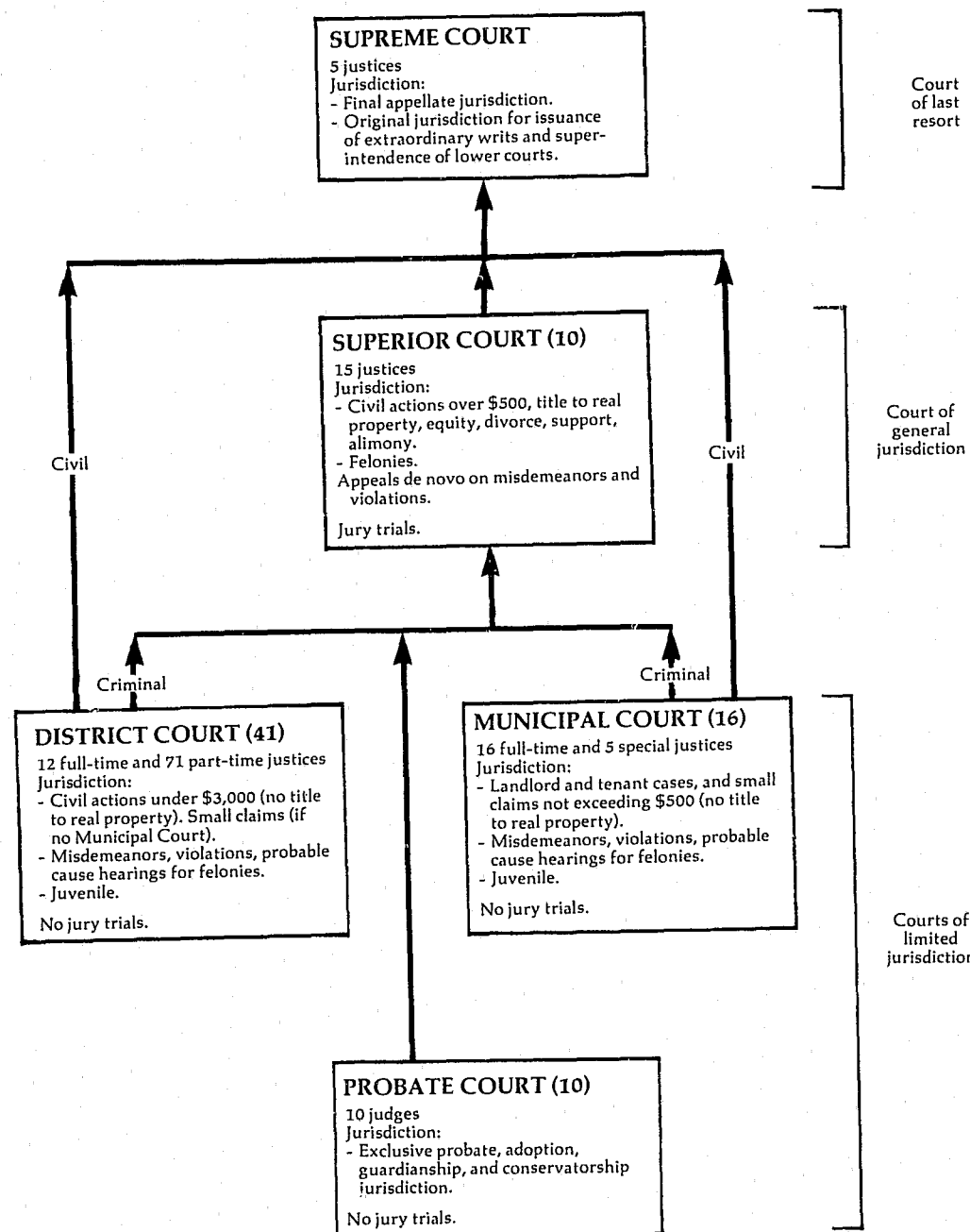
NEVADA JUSTICE COURT
 Court of limited jurisdiction
 54 courts, 54 justices of the peace
 January 1, 1977 to December 31, 1977

There were no data available for cases handled in the Justice Court for 1977.

NEVADA MUNICIPAL COURT
 Court of limited jurisdiction
 15 courts, 15 judges
 January 1, 1977 to December 31, 1977

There were no data available for cases handled in the Municipal Court for 1977.

NEW HAMPSHIRE COURT SYSTEM, 1977



↑ Indicates route of appeal.

NEW HAMPSHIRE SUPREME COURT Court of last resort 5 justices August 1, 1976 to July 31, 1977

	Beginning pending	Filed	Disposed	End pending
Cases:				
Appeals:				
Civil and criminal	X	240	X	X
Appeal of administrative agency case	X	26	X	X
Total appeals	X	266	X	X
Other cases:				
Original proceedings:				
Original jurisdiction:				
Original cases filed	X	33	X	X
Certification of questions	X	2	X	X
Total	X	35	X	X
Advisory opinions	X	14	X	X
Requests to appeal	X	49	X	X
Total other cases	X	49	X	X
Total cases	202	315	348	169

Boldface headings indicate the classifications used by the NCSP.
Blank space = Not enough information is known. The case category may or may not be handled by the court.
X = The data for this case type are known to be included in the total but were not available by category.

Source: Chairman, Judicial Council, Seventeenth Biennial Report of the Judicial Council of the State of New Hampshire covering periods August 1, 1976-July 31, 1977, and August 1, 1977-July 31, 1978 (Concord, New Hampshire: 1978). Statistics are from the biennial report except that totals have been computed where necessary.

NEW HAMPSHIRE SUPERIOR COURT Court of general jurisdiction 10 courts, 15 justices August 1, 1976 to July 31, 1977

	Beginning pending	Filed	Disposed	End pending
Civil^d:				
Law:				
Actions at law	9,995 ^f	5,400	5,886 ^h	9,509
Equity:				
All other equitable actions and petitions	3,054	2,672	3,095 ^h	2,631
Domestic relations:				
Marriage dissolution:				
Marital cases	4,640 ^f	5,824	5,282 ^h	5,182
Marital cases brought forward for further orders	1,936 ^f	3,847	3,497 ^h	2,286
Total	6,576 ^f	9,671	8,779	7,468
Appeal:				
Appeal of trial court case:				
Probate appeals	48	2	18 ^h	32
Total civil	19,673 ^f	17,745	17,778	19,640
Criminal^d:				
Felony/misdemeanor:				
Indictments	2,849 ^f	2,833	3,204 ^h	2,478
Informations	42 ^f	475	491 ^h	26
Complaints	394 ^f	863	793 ^h	464
Total	3,285 ^f	4,171	4,488 ^h	2,968
Appeal	1,844	2,821	2,148 ^h	2,517
Total criminal	5,129 ^f	6,992	6,636	5,485
Grand total	24,802^f	24,737	24,414	25,125

Trial^d

	Jury	Non-jury	Total
Civil:			
Law	241	780	1,021
Equity	X	X	X
Domestic relations ..	-	376	376
Appeal	X	X	X
Total	245	4,102	4,347
Criminal	363	187	550
Grand total	608	4,289	4,897

Criminal dispositions

Guilty plea or nolo contendere	2,847
Nolle prosequere	1,621
Otherwise disposed	1,618

Boldface headings indicate the classifications used by the NCSP.
X = The data for this case type are known to be included in the total but were not available by category.
- = Not applicable.

^dCase definition or unit of count:

A civil case is not counted in the same way throughout the state.
The criminal case unit of count is not consistent statewide.

A trial is not counted in the same way throughout the state.

^fBeginning pending figure for the 1977 court year does not equal the end pending figure for the 1976 court year.
Figures are as reported in the biennial report.

^hFigures were calculated:

Dispositions were calculated by category from available filing and pending data.

Source: Chairman, Judicial Council, Seventeenth Biennial Report of the Judicial Council of the State of New Hampshire covering periods August 1, 1976-July 31, 1977, and August 1, 1977-July 31, 1978 (Concord, New Hampshire: 1978). Statistics are from the biennial report except that totals have been computed where necessary.

NEW HAMPSHIRE DISTRICT COURT
 Court of limited jurisdiction
 41 courts: 12 full-time, 71 part-time and special judges
 August 1, 1976 to July 31, 1977

	Beginning pending	Filed	Disposed	End pending
Civil^d:				
Small claims	N/A	N/A	19,393	N/A
Real property rights:				
Landlord and tenant	N/A	N/A	1,713	N/A
Extraordinary writ:				
Civil writs	N/A	N/A	4,652	N/A
Total civil	N/A	N/A	25,758	N/A
Criminal^d:				
Misdemeanor	N/A	N/A	25,577	N/A
Preliminary hearing:				
Class A felonies	N/A	N/A	547	N/A
Class B felonies	N/A	N/A	2,157	N/A
Total	N/A	N/A	2,704	N/A
Total criminal	N/A	N/A	28,281	N/A
Traffic:				
Other traffic violation:				
Violations	N/A	N/A	125,840	N/A
Total traffic	N/A	N/A	125,840	N/A
Juvenile:				
Criminal-type offense:				
Delinquent children	N/A	N/A	4,562 ^k	N/A
Status offense:				
Persons in need of supervision	N/A	N/A	494	N/A
Non-offense:				
Neglected children	N/A	N/A	479	N/A
Total juvenile	N/A	N/A	5,535 ^k	N/A
Grand total	N/A	N/A	185,414	N/A

Boldface headings indicate the classifications used by the NCSP.
 N/A = This case type is handled by the court, but the data are unavailable.

^dCase definition or unit of count:
 A civil case is not counted in the same way throughout the state.
 The criminal case unit of count is not consistent statewide.

^kAdditional information:
 Juvenile delinquency cases disposed include 45 cases transferred to the Superior Court.

Source: Chairman, Judicial Council, Seventeenth Biennial Report of the Judicial Council of the State of New Hampshire covering periods August 1, 1976-July 31, 1977, and August 1, 1977-July 31, 1978 (Concord, New Hampshire: 1978). Statistics are from the biennial report except that totals have been computed where necessary.

NEW HAMPSHIRE PROBATE COURT
 Court of limited jurisdiction
 10 courts, 10 judges
 July 1, 1976 to June 30, 1977

	Beginning pending	Filed	Disposed	End pending
Civil^d:				
Domestic relations:				
Adoption	N/A	787	N/A	N/A
Other domestic relations:				
Marriage waivers granted	N/A	1,764	N/A	N/A
Relinquishment and termination of parental rights	N/A	97	N/A	N/A
Total	N/A	1,861	N/A	N/A
Total	N/A	2,648	N/A	N/A
Estate:				
Probate/wills/intestate:				
Wills allowed	N/A	2,610	N/A	N/A
Will authenticity	N/A	227	N/A	N/A
Administrations allowed	N/A	1,435	N/A	N/A
Voluntary administrations	N/A	531	N/A	N/A
Inheritance tax	N/A	43	N/A	N/A
Total	N/A	4,846	N/A	N/A
Guardianship/conservatorship/trusteeship:				
Judges appointed	N/A	357	N/A	N/A
Conservators appointed	N/A	166	N/A	N/A
Trustees appointed	N/A	201	N/A	N/A
Successor guardian	N/A	12	N/A	N/A
Accounts allowed	N/A	6,277	N/A	N/A
Total	N/A	7,013	N/A	N/A
Other estate:				
Death certificate	N/A	97	N/A	N/A
Inquisitions	N/A	176	N/A	N/A
Total	N/A	273	N/A	N/A
Total	N/A	12,132	N/A	N/A
Mental health:				
Involuntary commitments	N/A	4	N/A	N/A
Other civil:				
Change of name	N/A	478	N/A	N/A
Total civil	N/A	15,262	N/A	N/A
Grand total	N/A	15,262	N/A	N/A

Boldface headings indicate the classifications used by the NCSP.
 N/A = This case type is handled by the court, but the data are unavailable.

^dCase definition or unit of count:
 A civil case is not counted in the same way throughout the state.

Sources: Chairman, Judicial Council, Seventeenth Biennial Report of the Judicial Council of the State of New Hampshire covering periods August 1, 1976-July 31, 1977, and August 1, 1977-July 31, 1978 (Concord, New Hampshire: 1978) and Chief Justice, Supreme Court and Chairman, Judicial Planning Committee, 1978 New Hampshire Court System (Concord, New Hampshire: 1978). Statistics are from these two reports except that totals have been computed where necessary.

NEW HAMPSHIRE MUNICIPAL COURT
 Court of limited jurisdiction
 16 courts, 16 full-time and 5 special justices
 August 1, 1976 to July 31, 1977

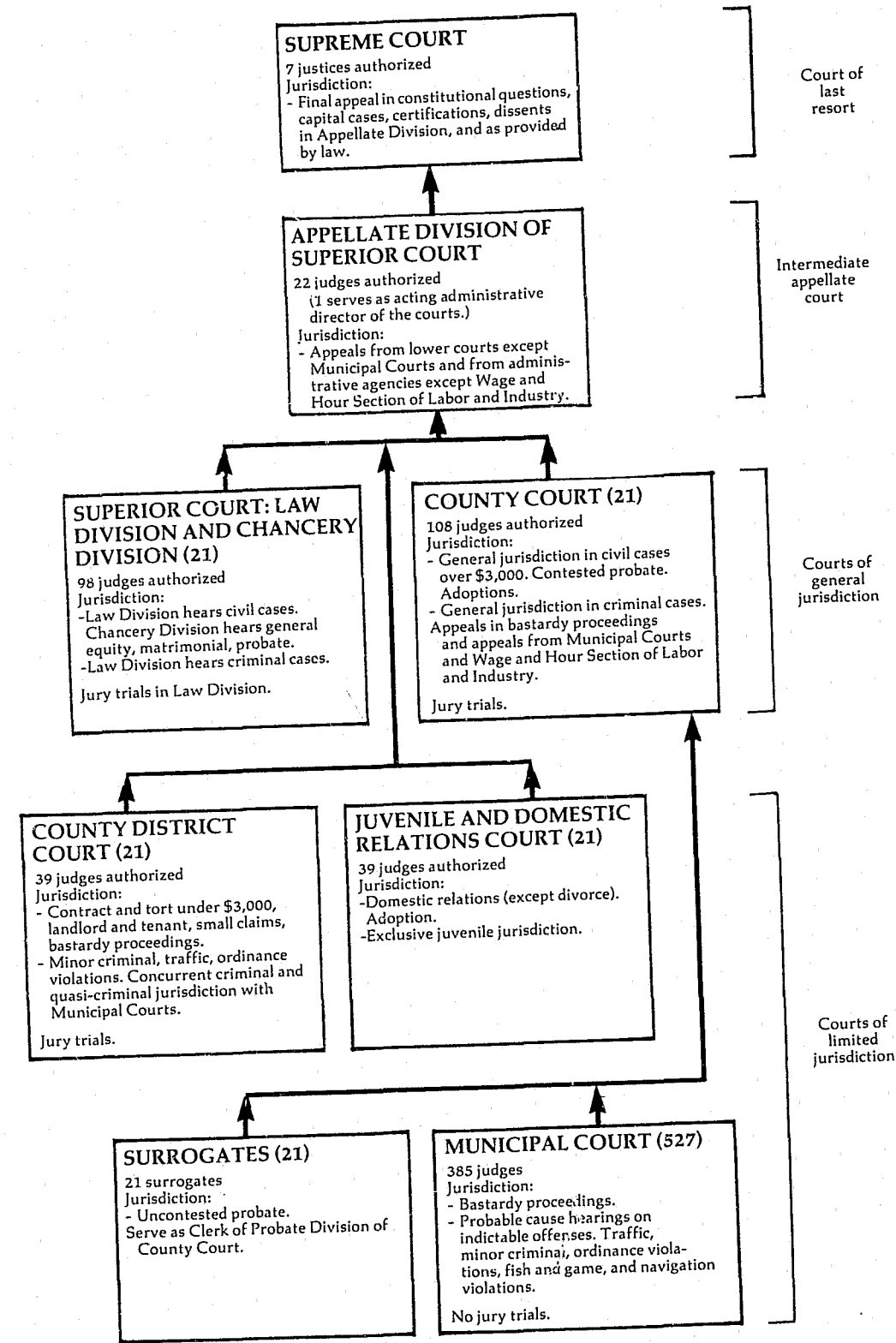
	Beginning pending	Filed	Disposed	End pending
Civil^d:				
Small claims	N/A	N/A	696	N/A
Real property rights:				
Landlord and tenant	N/A	N/A	10	N/A
Total civil	N/A	N/A	706	N/A
Criminal^d:				
Misdemeanor	N/A	N/A	1,628	N/A
Preliminary hearing:				
Class A felonies	N/A	N/A	28	N/A
Class B felonies	N/A	N/A	61	N/A
Total	N/A	N/A	89	N/A
Total criminal	N/A	N/A	1,717	N/A
Traffic:				
Other traffic violation:				
Violations	N/A	N/A	6,508	N/A
Total traffic	N/A	N/A	6,508	N/A
Juvenile:				
Criminal-type offense:				
Delinquent children	N/A	N/A	269	N/A
Status offense:				
Persons in need of supervision	N/A	N/A	37	N/A
Non-offense:				
Neglected children	N/A	N/A	9	N/A
Total juvenile	N/A	N/A	315	N/A
Grand total	N/A	N/A	9,246	N/A

Boldface headings indicate the classifications used by the NCSP.
 N/A = This case type is handled by the court, but the data are unavailable.

^dCase definition or unit of count:
 A civil case is not counted in the same way throughout the state.
 The criminal case unit of count is not consistent statewide.

Source: Chairman, Judicial Council, Seventeenth Biennial Report of the Judicial Council of the State of New Hampshire covering periods August 1, 1976-July 31, 1977, and August 1, 1977-July 31, 1978 (Concord, New Hampshire: 1978). Statistics are from the biennial report except that totals have been computed where necessary.

NEW JERSEY COURT SYSTEM, 1977



↑ Indicates route of appeal.

NEW JERSEY SUPREME COURT Court of last resort 7 Justices September 1, 1976 to August 31, 1977

	Beginning pending	Filed	Disposed	End pending
Cases:				
Appeals:				
Civil:				
Civil categories	X	X (X) ^e	84	X
Criminal	X	X (X) ^e	35	X
Appeals of administrative agency case:				
State agencies or authorities	X	X (X) ^e	32	X
Cases consolidated or disposed before argument	X	X (X) ^e	93	X
Total appeals	195	75 (150) ^e	244	176
Other cases:				
Original proceedings:				
Disciplinary	42	62	70	34
Requests to appeal:				
Petitions for certification	385	765	841 (126) ^e	183
Motion for direct certification	(3)	(3)	41 (11) ^e	(3)
Motions for leave to appeal	(3)	(3)	116 (13) ^e	(3)
Total	385 ¹	765 ¹	998 (150) ^e	183 ¹
Total other cases	427 ¹	827 ¹	1,068 (150) ^e	217 ¹
Total cases	622¹	902¹ (150)^e	1,312 (150)^e	393¹
Other proceedings:				
Rehearing requests	X	X	31	X
Other matters:				
Motions and other petitions	X	X	981	X
Total other proceedings	102¹	1,210¹	1,012	119¹

Manner of disposition ^m	Age of pending cases (8/31/77)	Disposition of appeals
Written opinion	100 ^m	Under 2 months
Per curiam	53	2 to 5 months
		5 to 8 months
		8 to 12 months
		12 to 14 months
		14 to 17 months
		17 to 20 months
		Over 20 months
Not yet perfected	57	Affirmed
Perfected and ready for argument	85	Reversed
Submitted but not decided	2	Modified
Argued but not decided	32	Reversed and remanded
		Affirmed and reversed in part
		Remanded
		Dismissed
		Dismissed before argument
		Remanded before argument
		Consolidated with certification
		Decided without argument

Time intervals (months/days)	Mean	Median
Judgment below to notice of appeal or granting of certification	3/23	3/14
Notice of appeal or granting of certification to perfection	3/12	2/ 4
Perfection to argument	5/27	5/28
Argument to decision	5/15	3/23
Notice of appeal or granting of certification to decision	14/22	13/19
Perfection to decision	11/20	10/26

Boldface headings indicate the classifications used by the NCSP.

N/A = This case type is handled by the court, but the data are unavailable.

X = The data for this case type are known to be included in the total but were not available by category.

¹Data are not complete:

Pending and filing frequencies for total requests to appeal, total other cases and total cases do not include motions for direct certification or motions for leave to appeal.

²Explanation of data included in the category:

Filing and pending figures reported for total other proceedings include motions for direct certification and motions for leave to appeal. Disposition data for these two categories were available separately and are listed on the appropriate lines under the request to appeal heading above.

³Information on disposition type or trial data:

The 100 written opinions and 53 per curiam opinions disposed of 151 appeals and 24 disciplinary matters. There were also 18 concurring, 51 dissenting, and 12 concurring in part, dissenting in part opinions written.

Source: Administrative Director of the Courts, Annual Report 1976-77 (Trenton, New Jersey: 1978). Source of case data is available. Statistics are from the annual report except that totals have been computed where necessary.

NEW JERSEY APPELLATE DIVISION OF SUPERIOR COURT
Intermediate appellate court
21⁶ Judges
September 1, 1976 to August 31, 1977

Cases:	Beginning pending	Filed	Disposed	End pending
Appeals:				
Civil	X	1,969 ^h	X	X
Criminal	X	2,105	X	X
Appeal of administrative agency case:				
State agencies	X	1,134	X	X
Total appeals	4,748	5,208 ^k	4,249 ^k	5,707
Other cases:				
Original proceedings				
Requests to appeal:				
Leave to appeal	45	770	720	95
Total other cases	45	770	720	95
Total cases^k	4,793	5,978	4,969	5,802
Other proceedings:				
Rehearing requests	2	129	113	18
Other matters:				
Motions and petitions ^j	132 ^f	3,155	2,853	434
Total other proceedings	134	3,284	2,966	452

Manner of disposition

Published opinions	336 ^m
Per curiam	2,555
Dismissed (opinion)	110
Transfers ⁿ	12
Dismissal/withdrawal	1,346

Disposition of appeals

Affirmed	2,024
Reversed	586
Remanded	9
Certifications	12
Modified	272
Dismissed	1,346

Time interval (months/days)

	Mean	Median
Judgment below to notice of appeal	1/9	1/10
Date of appeal to perfected	7/27	6/21
Perfected to argued or submitted	3/27	3/6
Argued or submitted to decided	0/23	0/16
Date of appeal to decided	12/15	11/24

Age of pending cases (8/31/77)

Under 2 months	972
2 to 5 months	1,301
5 to 8 months	1,118
8 to 12 months	838
12 to 14 months	444
14 to 17 months	452
17 to 20 months	214
Over 20 months	368

Status of pending cases (8/31/77)

Not yet perfected	4,224
Perfected and ready for calendaring	1,449
Submitted but not decided	1,654
Argued and decided	1,347

Boldface headings indicate the classifications used by the NCSP.
Blank space = Not enough information is known. The case category may or may not be handled by the court.
X = The data for this case type are known to be included in the total but were not available by category.

^cJudge information:

There are 22 judges authorized in this court, but 1 judge served as the acting administrative director of the courts.

^fBeginning pending figure for the 1977 court year does not equal the end pending figure for the 1976 court year:

Figures are as given in the annual report.

^hFigure was computed:

Civil appeals filed were computed by subtracting the number of criminal appeals and appeals of administrative agency cases filed from the number of total appeals filed.

^kAdditional information:

Total appeals filed and disposed include 12 certifications by the Supreme Court before calendaring by the Appellate Division.

^mInformation on disposition type or trial data:

There were also 10 concurring and 28 dissenting opinions filed.

Transfers are cases transferred to the Supreme Court by certification.

Source: Administrative Director of the Courts, Annual Report 1976-77 (Trenton, New Jersey: 1978). Source of case data is available. Statistics are from the annual report except that totals have been computed where necessary.

NEW JERSEY SUPERIOR COURT (LAW DIVISION
and CHANCERY DIVISION) and COUNTY COURT
Court of general jurisdiction
21 counties: 98 superior judges, 108 county judges authorized
September 1, 1976 to August 31, 1977

	Beginning pending	Filed	Disposed	Defendants	End pending
Civil^d:					
Tort:					
Auto tort	20,828 ^f	17,274	14,886	--	23,216
Other tort					
Other—Law Division	26,124 ^f	21,869	18,125	--	29,868
Total	46,952 ^f	39,143	33,011	--	53,024
Equity	2,684 ^f	4,130	4,328	--	2,486
Domestic relations:					
Marriage dissolution:					
Matrimonial ^j	6,948 ^f	22,170	22,098	--	7,020
Adoption:					
Adoption (contested)	X	69	X	--	X
Adoption (uncontested)	0	1,873	1,873	--	0
Total	X	1,942	X	--	X
Total	6,948 ^f	24,112	23,971 ⁱ	--	7,020 ⁱ
Estate (County Court):					
Probate/wills/intestate:					
Wills and administration	X	175	X	--	X
Accounting	X	228	X	--	X
Total	X	403	X	--	X
Guardianship/conservatorship/trusteeship:					
Appointment of guardians for incompetents	0	362	362	--	0
Other estate:					
Other probate matters	X	221	X	--	X
Total ^j	X	986	X	--	X
Total civil	56,817^f	68,371	62,325	--	62,863
Criminal^d:					
Felony:					
Indictments and accusations	28,724 ^f	25,748	24,648	30,655	29,824
Appeal (County Court)	846 ^f	3,963	3,336	N/A	573
Extraordinary writ:					
Postconviction relief	55 ^f	227	226	N/A	56
Total criminal	29,625^f	29,038	28,210	N/A	30,453
Grand total	86,442^f	97,409	90,535	N/A	93,316

Trial^d

	Jury	Non-jury	Total
Civil:			
Tort:			
Auto tort	1,226	71	1,297
Other tort	1,346	1,208	2,554
Total	2,572	1,279	3,851
Equity	1	1,012	1,013
Domestic relations:			
Marriage dissolution	--	8,431	8,431
Adoption	--	X	X
Total	--	X	X
Estate	--	X	X
Total	2,573	11,375	13,948
Criminal:			
Felony	2,551	678	3,229
Grand total	5,124	12,053	17,177

Civil dispositions

	In court		Dismissed or dis-continued	Settled, dismissed, or dis-continued	Other
	Contested	Uncontested	Settled	Other	
Tort:					
Auto tort	N/A	N/A	X	X	13,231
Other tort	N/A	N/A	X	X	358
Total	N/A	N/A	X	X	14,819
Equity	N/A	N/A	X	X	752
Domestic relations:					
Marriage dissolution	8,431	13,330	22	315	28,050
					1,110
					2,900
					415
					0

Criminal dispositions

	Cases	Defendants
Felony:		
Jury trial:		
Conviction	1,429	1,751
Acquittal	850	1,114
Guilty or non vult plea	185	225
Dismissal	64	85
Conditional discharge	23	25
Non-jury trial:		
Conviction	191	209
Acquittal	426	494
Guilty or non vult plea	21	23
Dismissal	40	50
Conditional discharge	0	0
Total trial:		
Conviction	1,620	1,960
Acquittal	1,276	1,608
Guilty or non vult plea	206	248
Dismissal	104	135
Conditional discharge	23	25
Guilty or non vult plea without trial	13,812	16,818
Dismissal without trial	7,417	9,625
Conditional discharge without trial	190	236
Extraordinary writ:		
Petition summarily disposed	70	N/A
No relief granted	142	N/A
Some relief granted	14	N/A

(Continued on next page)

New Jersey Superior Court (Law Division) and County Court (continued)

	Time interval ⁿ (month/days)								
	Jury			Non-jury			All trial cases		
	Number	Mean	Median	Number	Mean	Median	Number	Mean	Median
Tort:									
Auto tort:									
Complaint to trial.....	165	25/5	24/17	6	19/15	21/0	171	24/29	24/7
Other tort:									
Complaint to trial.....	184	25/5	24/18	124	19/20	19/1	308	22/29	22/18
Total:									
Complaint to answer	349	2/15	1/18	130	1/25	1/5	479	2/9	1/14
Answer to pretrial	349	12/20	11/15	130	7/8	5/18	479	9/24	9/28
Pretrial to trial	349	12/23	11/13	130	8/6	4/17	479	10/10	8/1
Complaint to trial	349	25/5	24/17	130	19/20	19/6	479	23/20	23/7

	Defendants for whom trials commenced						Defendants who retracted a plea of not guilty							
	Number	Mean	Median	Mean	Median	Median	Number	Mean	Median	Mean	Median	Median		
Criminal:														
Murder	28	2/3	0/21	6/29	4/11	9/13	5/19	5	0/26	0/27	13/26	2/23	14/22	3/20
Other	470	1/18	0/21	8/9	6/6	9/27	7/25	1,437	1/26	0/24	6/5	4/2	8/1	5/18
Total	498	1/19	0/21	8/6	5/28	9/25	7/24	1,442	1/26	0/24	6/6	4/2	8/2	5/17

	Age of pending cases ⁿ (months)							
	Auto tort	Other tort	Equity	Marriage dissolution	Estate	Felony		
Under 6 months	4,595	6,588	1,228	1,843	167	10,949		
6+ to 12 months	6,851	8,091	767	2,805	59	5,509		
12+ to 18 months	5,551	7,091	285	1,481	47	3,543		
18+ to 24 months	3,383	4,390	114	595	(n)	2,137		
24+ to 36 months	2,306	2,857	57	241	(n)	3,147		
Over 36 months	217	302	35	55	(n)	4,441		

Boldface headings indicate the classifications used by the NCSP.

N/A = This casetype is handled by the court, but the data are unavailable.

X = The data for this case type are known to be included in the total but were not available by category.

--- = Not applicable.

^cCase definition or unit of count:

A civil case is counted when it is placed on the calendar (has reached issue).

The criminal case unit of count is the number of informations or indictments.

A jury trial is counted when the first juror is drawn.

A non-jury trial is counted at the point when an opening statement or the introduction of any evidence occurs.

^fBeginning pending figure for the 1977 court year does not equal the end pending figure for the 1976 court year:

This is because of recounts by the counties resulting from their periodic physical inventories and the discovery of other reporting errors by the counties during the course of the year.

^gData are not complete:

Total pending figures for domestic relations include only matrimonial cases. They do not include pending contested adoption cases.

Total disposed for domestic relations includes matrimonial and uncontested adoption, but not contested adoption cases.

^hExplanation of data included in the category:

Matrimonial includes divorce, maintenance, nullity, adoption, custody, matrimonial injunctions, and miscellaneous matrimonial.

Total civil figures include data for adoption (contested) and estate cases which could not be separated into the proper categories. There were 233 of these cases pending at the beginning of the court year, 653 disposed, and 273 pending at the end of the court year.

ⁱCategories for disposition type or trial data:

Civil trials do not include uncontested matrimonial cases.

^jTime interval or age of pending data:

Time interval data are for cases in which trials commenced in the Law Division of the Superior Court and County Court during March 1977.

Age of pending data reflect active and inactive cases for equity, marriage dissolution, estate, and felony cases.

Age of pending cases data for auto tort and other tort cases are for active cases only. There were, in addition, 549 inactive other tort and 313 inactive auto tort cases.

The number of estate cases pending over 18 months is included in the 12+ to 18 months category.

Source: Administrative Director of the Courts, Annual Report 1976-77 (Trenton, New Jersey: 1978). Statistics are from the annual report except that totals have been computed where necessary.

NEW JERSEY COUNTY DISTRICT COURT
Court of limited jurisdiction
21 courts, 39 Judges authorized
September 1, 1976 to August 31, 1977

	Beginning pending	Filed ^j	Disposed	End pending
Civil^d:				
Tort:				
Auto tort	4,305	14,099	13,429	4,975
Other tort	1,518	4,188	4,109	1,597
Total	5,823	18,287	17,538	6,572
Contract	30,990 ^f	156,161	154,675	32,476
Small claims ^g	5,300 ^f	39,149	38,320	6,129
Real property rights:				
Tenancy	2,741	89,460	88,515	3,686
Total civil	44,854^f	303,057	299,048	48,863
Criminal^d:				
Other criminal:				
Criminal ^j	N/A	3,435	3,263	N/A
Total criminal	N/A	3,435	3,263	N/A
Traffic:				
Parking:				
Parking cases	N/A	42,274	27,415	N/A
Other traffic violation:				
Moving traffic cases	N/A	33,289	29,172	N/A
Total traffic	N/A	75,563	56,587	N/A
Grand total	44,854^f	382,055	358,898	48,863^h

Trial^d

	Jury	Non-jury	Total
Civil:			
Tort:			
Auto tort	182	864	1,046
Other tort	85	359	444
Total	267	1,223	1,490
Contract	148	5,173	5,321
Small claims	7	13,815	13,822
Real property rights	13	31,217	31,230
Total	435	51,428	51,863
Criminal:			
Other criminal	---	416	416
Traffic	---	0	0
Grand total	435	51,844	52,279

Criminal dispositions

	Other criminal
Convictions and guilty pleas in open court.....	925
Violations Bureau	27
Dismissed after conditional discharge or pretrial intervention.....	58
Other dismissals and acquittals.....	312
Referred to other court.....	6
Referred to county prosecutor	1,519

Civil dispositions

	Tort			Contract	Small claims	Real property rights	Total
	Auto tort	Other tort	Total				
Judgments by default.....	4,819	1,256	6,075	98,560	6,395	9,819	120,849
Settled, dismissed, or discontinued, by dismissal of inactive cases	1,937	328	2,265	20,178	2,669	28	25,140
Before trial date.....	3,100	989	4,089	18,432	4,058	3,964	30,543
On trial date.....	2,109	993	3,102	10,402	10,332	43,176	67,012
Placed on inactive list or transferred	418	99	517	1,782	1,044	298	3,641

Traffic dispositions

	Parking	Other traffic violation	Total
Convictions and guilty pleas in open court	615	5,150	5,765
Violations Bureau	26,386	22,832	49,218
Dismissals and acquittals	414	1,190	1,604

Age of pending cases (months)

	Under 6 months	6+ to 12 months	12+ to 18 months	18+ to 24 months	Over 24 months
Civil:					
Tort:					
Auto tort	3,588	990	240	100	57
Other tort	1,136	324	76	42	19
Total	4,724	1,314	316	142	76
Contract	27,156	4,009	1,071	127	113
Small claims	5,278	636	144	71	0
Real property rights	3,680	6	0	0	0
Total	40,838	5,965	1,531	340	189

(Continued on next page)

New Jersey County District Court (continued)

	Time interval ^h (months/days)								
	Jury			Non-jury			Total		
	Number of cases	Mean	Median	Number of cases	Mean	Median	Number of cases	Mean	Median
Complaint to trial:									
Civil:									
Tort:									
Auto tort	20	13/ 8	9/ 0	54	8/ 5	6/ 3	74	9/16	7/ 0
Other tort	10	10/23	11/ 0	41	5/17	5/14	51	6/17	5/22
Total	30	12/13	N/A	95	7/ 1	N/A	125	8/10	N/A
Contract	14	10/15	11/23	319	7/24	6/29	333	7/27	7/ 2
Total	44	11/25	11/ 2	414	7/18	6/15	458	8/ 1	6/28
Complaint to answer:									
Civil ^h	44	1/21	1/ 4	414	1/19	0/26	458	1/19	0/26

Boldface headings indicate the classifications used by the NCSP.
 N/A = This case type is handled by the court, but the data are unavailable.
 -- = Not applicable.

^dCase definition or unit of count:

A civil case is counted with the filing of a petition or complaint.
 The criminal case unit of count is the number of informations, indictments, or complaints.
 A jury trial is counted when the first juror is drawn.

A non-jury trial is counted at the point when an opening statement or the introduction of any evidence occurs.

^eBeginning pending figure for the 1977 court year does not equal the end pending figure for the 1976 court year: Figures are as given in the annual report.

^fData are not complete:

Grand total pending figures do not include criminal or traffic cases.

^gExplanation of data included in the category:

Filed includes all complaints filed or transferred from other courts or counties and inactive complaints restored to calendar.
 Small claims include auto small claims cases and other small claims.
 Criminal case complaints include indictable offenses referred to county prosecutors for indictment as well as minor criminal, disorderly persons, ordinance, fish and game, navigation, etc.

^hTime interval or age of pending data:

Time interval data are for all civil cases in which trials commenced during March 1977, excluding small claims and real property rights.

Source: Administrative Director of the Courts, Annual Report 1976-77 (Trenton, New Jersey: 1978) and Proceedings in the Municipal Courts, September 1, 1976-August 31, 1977 (Trenton, New Jersey: 1978). Statistics are from the annual reports except that totals have been computed where necessary.

NEW JERSEY JUVENILE AND DOMESTIC RELATIONS COURT
 Court of limited jurisdiction
 21 courts, 39 judges authorized
 September 1, 1976 to August 31, 1977

	Beginning pending	Filed	Disposed	End pending
Civil^d:				
Domestic relations:				
Domestic relations and reciprocal support	4,736 ^f	69,474	67,707	6,503
Total civil	4,736 ^f	69,474	67,707	6,503
Juvenile:				
Criminal-type offense:				
Juvenile delinquent complaints	11,902 ^f	73,400	72,986	12,316
Status offense:				
Juvenile in need of supervision (JINS)	776 ^f	8,843	8,689	930
Total juvenile	12,678 ^f	82,243	81,675	13,246
Grand total	17,414 ^f	151,717	149,382	19,749

Age of pending cases (months)

	Civil		Juvenile	
	Domestic relations	Criminal-type offense	Criminal-type offense	Status offense
Under 1 month	3,020	4,084	327	
1 to 3 months	2,176	5,767	401	
Over 3 months	1,307	2,465	202	
3+ to 6 months	(n)	1,864	160	
Over 6 months	(n)	601	42	

Boldface headings indicate the classifications used by the NCSP.

^dCase definition or unit of count:

A civil case is counted with the filing of a petition or complaint.

^eBeginning pending figure for the 1977 court year does not equal the end pending figure for the 1976 court year:

This is because of recounts by the counties resulting from their periodic physical inventories and the discovery of other reporting errors by the counties during the course of the year.

^fInformation on time interval and age of pending data:

The domestic relations cases pending 3+ to 6 months and over 6 months are included in the over 3 months category.

Source: Administrative Director of the Courts, Annual Report 1976-77 (Trenton, New Jersey: 1978). Statistics are from the annual report except that totals have been computed where necessary.

NEW JERSEY MUNICIPAL COURT
 Court of limited jurisdiction
 527 courts, 385 judges
 September 1, 1976 to August 31, 1977

	Beginning pending	Filed	Disposed	End pending
Criminal^d:				
Other criminal:				
Criminal ^j	N/A	329,541	296,250	N/A
Total criminal	N/A	329,541	296,250	N/A
Traffic:				
Parking:				
Parking cases	N/A	2,441,079	1,906,286	N/A
Other traffic violation:				
Moving traffic cases	N/A	980,097	914,873	N/A
Total traffic	N/A	3,421,176	2,821,159	N/A
Grand total	N/A	3,750,717	3,117,409	N/A

Non-jury trial^d

Criminal (other criminal)	3,729
Traffic	0
Grand total	3,729

Criminal dispositions

	Other criminal
Convictions and guilty pleas in open court ..	107,881
Violations Bureau	20,592
Dismissal after conditional discharge and pretrial intervention	8,595
Other dismissals and acquittals	81,838
Referred to other court	4,288
Referred to county prosecutor	69,327

Traffic dispositions

	Parking violation	Other traffic violation	Total
Convictions and guilty pleas in open court ..	80,223	257,069	347,292
Violations Bureau	1,775,284	588,946	2,364,230
Dismissals and acquittals	50,755	58,333	109,088
Referred to other court	24	525	549

Boldface headings indicate the classifications used by the NCSP.

N/A = This case type is handled by the court, but the data are unavailable.

^dCase definition or unit of count:

The criminal case unit of count is the number of informations, indictments, or complaints.

A non-jury trial is counted at the point when an opening statement or the introduction of any evidence occurs.

^eExplanation of data included in the category:

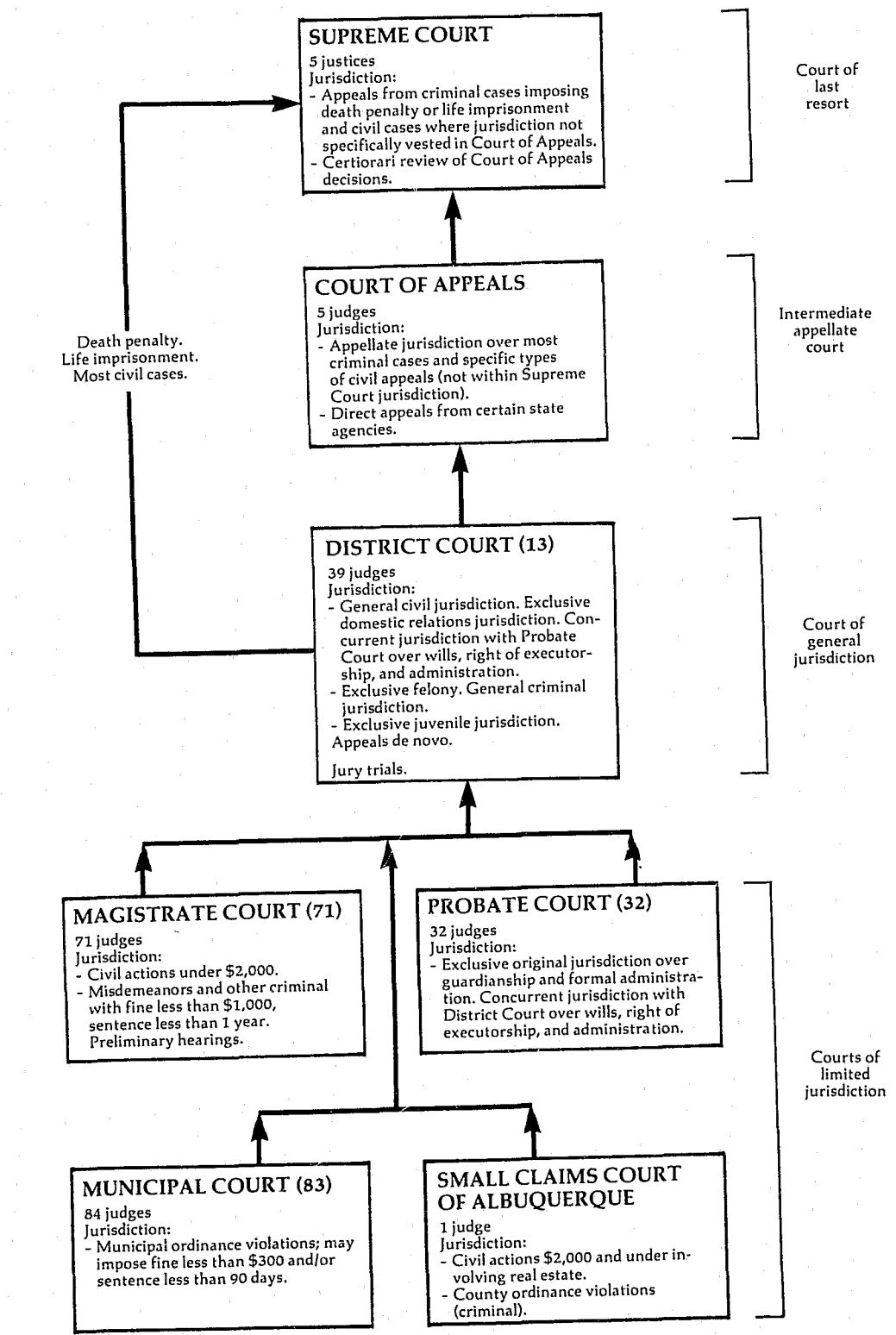
Criminal case complaints include indictable offenses referred to county prosecutors for indictment as well as minor criminal, disorderly persons, ordinance, fish and game, navigation, etc.

Source: Proceedings in the Municipal Courts, September 1, 1976-August 31, 1977 (Trenton, New Jersey: 1978). Statistics are from the annual report except that totals have been computed where necessary.

NEW JERSEY SURROGATES
 21 counties, 21 surrogates
 September 1, 1976 to August 31, 1977

No data were supplied for the surrogates because they handle only uncontested probate matters and serve as the clerks of the probate divisions of County Courts.

NEW MEXICO COURT SYSTEM, 1977



↑ Indicates route of appeal.

NEW MEXICO SUPREME COURT Court of last resort 5 Justices January 1, 1977 to December 31, 1977

	Beginning pending	Filed	Disposed	End pending
Cases:				
Appeals:				
Civil	X	251 (X) ^a	X	X
Criminal	X	22 (X) ^a	X	X
Reinstated cases	X	3	X	X
Total appeals	X	273 (27)^b	241	X
Other cases:				
Original proceedings:				
Original jurisdiction:				
Habeas corpus	X	104 ^d	104	X
Mandamus	X	18	21	X
Prohibition	X	51	48	X
Removal from corporation commission	X	1	0	X
Superintending control	X	6	1	X
Other	X	5	18	X
Total	X	185	192	X
Disciplinary matter	X	4	8	X
Total	X	189	200	X
Requests to appeal:				
Certiorari	X	167	143 (27) ^e	X
Total other cases	X	356	343 (27)^e	X
Total cases	123	632 (27)^e	584 (27)^e	1698
Other proceedings:				
Other matters:				
Rule 37 motions ^f	0	510	510	0
Rule 34 motions ^f	0	48	48	0
Rule 44 motions ^f	0	7	7	0
Rule 41 motions ^f	0	2	2	0
Total	0	567	567	0
Total other proceedings	0	567	567	0

Manner of disposition	Disposition of appeals ^g	Time interval (average days)
Written opinion	180 ^h	Affirmed
Per curiam	1	Reversed
Dismissed without opinion	47	Affirmed in part, reversed in part
Transfer	13	Remanded
		Dismissed with opinion
		Decision vacated with opinion

Status of pending cases (12/31/77)	From notice of appeal to transcription ⁱ ..	From transcription to issue	From issue to submission	From submission to opinion/decision	From issue to opinion/decision	From transcript to mandate
Not at issue	106	63	44	58	78	155
At issue--not set for oral argument	15					
At issue--set for oral argument	23					
Previously submitted	25					

	Original proceedings			Requests to appeal
	Original jurisdiction	Disciplinary	Total	
Granted	4	--	4	27
Denied	59	--	59	131
Quashed	11	--	11	11
Made permanent	16	--	16	--
Dismissed	7	--	7	--
Motion for leave to file petition late--denied ..	0	--	0	1
Case reinstated--writ made permanent	3	--	3	--
Case reinstated on mandate--peremptory writ	2	--	2	--
Closed by orders	89	--	89	--
Supervision of attorneys	--	2	2	--
Disciplinary	--	5	5	--
Petition for removal from office--denied	--	1	1	--

Boldface headings indicate the classifications used by the NCSF.
 X = The data for this case type are known to be included in the total but were not available by category.
 -- = Not applicable.

^aCases not included in the total to avoid double counting:
 Requests to appeal when granted are not counted as disposed until the resulting appeal is disposed; a new filing is not counted for the appeal. These granted requests to appeal are the figures appearing in parentheses.

^bChange in pending does not equal the difference between filings and dispositions:
 The imbalance is the result of the reinstatement of three cases during the year.

^cExplanation of data included in the category:
 Habeas corpus filed includes 6 original habeas corpus cases and 88 cases from habeas corpus dockets.
 Rule 37 motions are prosecutors' motions for extension of time in District Court.
 Rule 34 motions and Rule 44 motions are motions for extension of time in Children's Court.
 Rule 41 of the Rules of Criminal Procedure for Magistrate Courts is a motion for extension of time.

^dInformation on disposition type or trial data:
 The disposition of appeals types are the results of opinions.
 Of the 180 written opinions, 7 opinions disposed of 17 cases. Four opinions withdrew a prior opinion.

^eInformation on time interval or age of pending data:
 No data are presented on notice of appeal to docketing since counsel only has 30 days to file a skeleton transcript after filing of the notice of appeal.

Source: Judicial Department of the State of New Mexico, Annual Report, 1977 (Santa Fe, New Mexico: 1978). Statistics are from the annual report except that totals have been computed where necessary.

NEW MEXICO COURT OF APPEALS
Intermediate appellate court
5 Judges
January 1, 1977 to December 31, 1977

	Beginning pending	Filed	Disposed	End pending
Cases:				
Appeals:				
Civil	X	196	X	X
Criminal and juvenile	X	333	X	X
Appeal of administrative agency case:				
Administrative appeals	X	39	X	X
Other appeals:				
Reinstated cases	X	8	X	X
Total appeals	145	576	503	218
Other cases:				
Original proceedings				
Requests to appeal				
Total other cases				
Total cases	145	576	503	218
Other proceedings:				
Rehearing requests	0	55	55	0
Other matters:				
Motions	0	607	607	0
Total other proceedings	0	662	662	0

Disposition of appeals

Manner of disposition		Civil and administrative		Criminal and juvenile	Interlocutory appeals
		Civil	Administrative	Total	
Formal opinion	150	Affirmed	52	193	245
Memorandum decision	217	Reversed	40	55	95
Transfer	19	Dismissed	3	9	12
By order	116	Affirmed in part, reversed in part ..	5	9	14
Certification to Supreme Court ...	1	Quashed	1	0	1
		Granted	--	--	22
		Denied	--	--	38

Time interval (average days)¹

	Civil				Administrative agency			Criminal and juvenile			Grand total
	Total	Interlocutory appeals	Rule 93	Other	Administrative appeals	Workmen's compensation	Total	Summary calendar	Other calendar	Total	
Number of cases	48	16	1	3	11	26	37	57	163	220	325
Notice of appeal in district court to decision:											
Notice of appeal in district court to answer brief filed:											
Notice of appeal in district court to transcript filed ...	87.94	23.13	27.00	108.67	72.71	24.73	92.38	72.27	--	--	--
Transcript filed to brief in chief filed	33.81	24.25	46.00	30.33	31.59	28.27	28.96	28.75	--	--	--
Brief in chief filed to answer brief filed	33.06	12.19	29.00	33.33	28.10	37.55	26.80	30.00	--	22.78	--
Total	154.81	59.57	102.00	172.33	132.40	90.55	148.14	131.02	--	110.55	--
Answer brief filed to decision ..	82.75	43.00	77.00	110.00	74.51	81.63	65.58	70.35	--	47.86	--
Total	237.56	102.57	179.00	282.33	206.91	172.18	213.72	201.37	41.32	158.41	128.08
Decision to mandate	41.93	32.75	37.00	26.67	39.02	37.10	26.37	29.56	28.32	26.59	27.04

Status of pending cases (12/31/77)

Not at issue	130
At issue	70
Previously submitted	18

Boldface headings indicate the classifications used by the NCSP.
Blank space = Not enough information is known. The case category may or may not be handled by the court.
X = The data for this case type are known to be included in the total but were not available by category.
-- = Not applicable.

¹Information on age of pending or time interval data:

Cases included in the time interval chart do not include dismissed, denied, docket and affirm, transferred to/from the Supreme Court, or those cases determined to be atypical as a result of severe problems or delays (e.g. reinstated cases). There were 153 cases decided that were not included in the time interval data.

Source: Judicial Department of the State of New Mexico, Annual Report, 1977 (Santa Fe, New Mexico: 1978). Statistics are from the annual report except that totals have been computed where necessary, and revisions have been made during verification by the office of the state court administrator.

NEW MEXICO DISTRICT COURT
Court of general jurisdiction
13 districts, 39 judges
January 1, 1977 to December 31, 1977

	Beginning pending	Filed	Disposed	End pending
Civil:				
Total civil	18,936 ^f	39,217	33,259	24,894
Criminal:				
Felony/misdemeanor:				
Criminal	2,329	4,656	4,178	2,807
Total criminal	2,329	4,656	4,178	2,807
Juvenile:				
Total juvenile	N/A	N/A	N/A	N/A
Grand total	21,265^{fi}	43,873ⁱ	37,437ⁱ	27,701ⁱ
	Jury trial^d			
				Criminal 457

Boldface headings indicate the classifications used by the NCSP.

N/A = This case type is handled by the court, but the data are unavailable.

^dCase definition or unit of count:

A civil case is counted with the filing of a petition or complaint.

The criminal case unit of count is the number of defendants on the information, indictment, or complaint.

A jury trial is counted when the jury is impaneled.

^fBeginning pending figure for the 1977 court year does not equal the end pending figure for the 1976 court year:

Figures are as given in the annual report.

ⁱData are not complete:

Grand total pending, filed, and disposed figures, do not include any juvenile data.

Source: Judicial Department of the State of New Mexico, Annual Report, 1977 (Santa Fe, New Mexico: 1978). Statistics are from the annual report except that totals have been computed where necessary.

NEW MEXICO MAGISTRATE COURT¹
 Court of limited jurisdiction
 71 courts, 71 Judges
 January 1, 1977 to December 31, 1977

	Beginning pending	Filed	Disposed	End pending
Civil^d:				
Law:				
Civil	N/A	14,964	N/A	N/A
Total civil	N/A	14,964	N/A	N/A
Criminal^d:				
Misdemeanor:				
Non-traffic	N/A	15,572	N/A	N/A
Preliminary hearing:				
Felony	N/A	8,698	N/A	N/A
Total criminal	N/A	24,270	N/A	N/A
Traffic:				
Total traffic	N/A	81,853	N/A	N/A
Grand total	N/A	121,087	N/A	N/A

Jury trial ^d	Criminal dispositions
Civil	Preliminary hearings held
Criminal and traffic	1,629
Total	162

Boldface headings indicate the classifications used by the MCSF.
 N/A = This case type is handled by the court, but the data are unavailable.

^dCase definition or unit of count:
 A civil case is counted with the filing of a petition or complaint.
 The criminal case unit of count is the number of indictments or complaints.
 A jury trial is counted when the jury is impaneled.

¹Special source or revision in the data:
 Caseload statistics for the New Mexico Magistrate Court were not published in the 1977 edition of the New Mexico annual report. Instead, activities of this court were reported in the form of weighted caseload data. Raw caseload figures for this court for the 1977 court year were included in the 1978 edition of the New Mexico annual report, and were thus used as the source for this chart.

Source: Judicial Department of the State of New Mexico, Annual Report, 1978 (Santa Fe, New Mexico: 1979). Statistics are from the annual report except that totals have been computed where necessary.

NEW MEXICO PROBATE COURT
 Court of limited jurisdiction
 32 courts, 32 Judges
 January 1, 1977 to December 31, 1977

There were no data available for cases handled in the Probate Court for 1977.

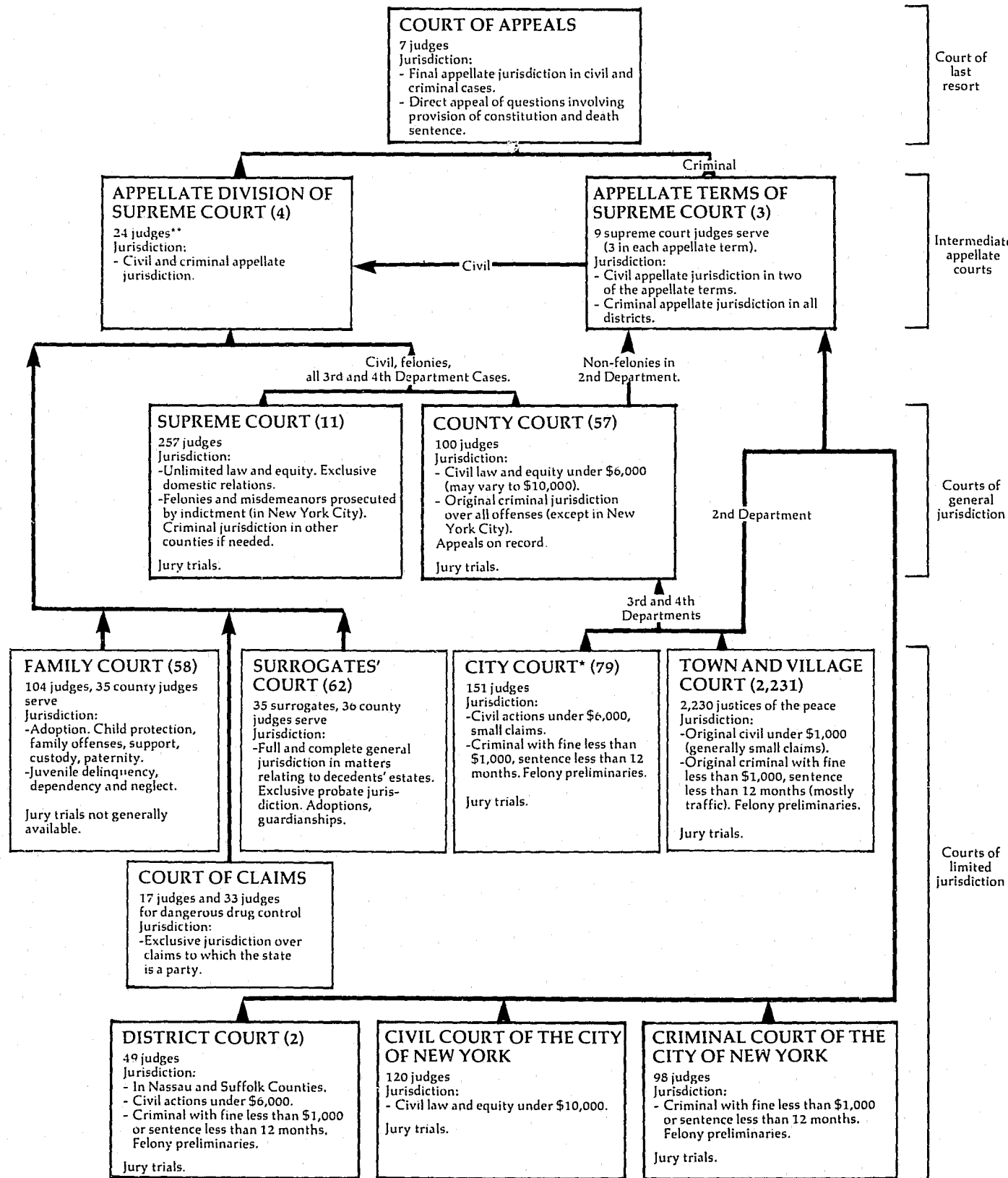
NEW MEXICO MUNICIPAL COURT
 Court of limited jurisdiction
 83 courts, 84 judges
 January 1, 1977 to December 31, 1977

There were no data available for cases handled in the Municipal Court for 1977.

SMALL CLAIMS COURT OF ALBUQUERQUE, NEW MEXICO
 Court of limited jurisdiction
 1 court, 1 judge
 January 1, 1977 to December 31, 1977

There were no data available for cases handled in the Small Claims Court for 1977.

NEW YORK COURT SYSTEM, 1977



↑ Indicates route of appeal.
*Included are the city courts, justice courts, police courts, and recorder's courts.
**Eleven retired justices and 8 certified retired justices were certified to the Appellate Division of the Supreme Court.

NEW YORK COURT OF APPEALS Court of last resort 7 judges January 1, 1977 to December 31, 1977

Cases:	Beginning pending	Filed	Disposed	End pending
Appeals:				
Civil	N/A	X (68) ^{e1}	496 ^l	N/A
Criminal	N/A	X (86) ^e	145 ^l	N/A
Total appeals	N/A	502 (154) ^e	641	N/A
Other cases:				
Original proceedings				
Requests to appeal:				
Criminal:				
Application for leave to appeal	N/A	1,464	1,359 (86) ^e	N/A
Civil	N/A	N/A	532 (68) ^{e1}	N/A
Other motions	N/A	N/A	601 ^l	N/A
Total	N/A	1,464 ^l	2,580 (154) ^e	N/A
Total other cases	N/A	1,464 ^l	2,580 (154) ^e	N/A
Total cases	N/A	1,966^l(154)^e	3,221 (154)^e	N/A

Manner of disposition ^m	Disposition of appeals		
	Civil	Criminal	Total
Written opinion	340	89	429
Per curiam	110	50	160
Memorandum	36	5	41
	8	2	10
	1	0	1

⚡ Boldface headings indicate the classifications used by the NCSP.
Blank space = Not enough information is known. The case category may or may not be handled by the court.
N/A = This case type is handled by the court, but the data are unavailable.
X = The data for this case type are known to be included in the total but were not available by category.

^eCases not included in the total to avoid double counting:
Eighty-six applications for leave to appeal criminal convictions were granted by the court. These applications when granted are not counted as a disposition until the resulting appeal is disposed. No filing is counted for the appeal. These granted applications are the numbers appearing in parentheses.

^lData are not complete:
Total requests to appeal, total other cases, and total cases filed do not include motions.

¹Special source or revision in the data:
These data as noted were supplied by the clerk of court during data verification.

^mInformation on disposition type or trial data:
In addition to the 416 majority opinions, 18 concurring opinions and 74 dissenting opinions were filed.

Source: The Administrative Board of the Judicial Conference, 23rd Annual Report 1978 (New York, New York: 1978). Statistics are from the annual report except that totals have been computed where necessary, and additions were supplied by the clerk of court during data verification.

NEW YORK APPELLATE DIVISIONS OF THE SUPREME COURT
Intermediate appellate court
4 divisions, 24 judges^c
January 1, 1977 to December 31, 1977

	Beginning pending	Filed	Disposed	End pending
Cases:				
Appeals:				
Total appeals	N/A	7,826 ^d	7,744 ^d	N/A
Other cases:				
Original proceedings:				
Original jurisdiction	N/A	(3)	(3)	N/A
Disciplinary matters:				
Attorney disciplinary proceedings	N/A	(3)	112	N/A
Total	N/A	(3)	112 ^d	N/A
Requests to appeal	N/A	(3)		
Total other cases				
Total cases	N/A	7,826^d	7,856	N/A
Other proceedings:				
Other matters:				
Motions decided	--	--	15,275	--
Total other proceedings				
Total other proceedings	--	--	15,275	--

Manner of disposition		Disposition of appeals	
Full opinion	449	Affirmances	4,924
Per curiam	18	Reversal not including new trials	1,136
Memorandum	4,933	Modifications	796
		Dismissals	340
		New trials	184
		Other	364

Boldface headings indicate the classifications used by the NCSP.
Blank space = Not enough information is known. The case category may or may not be handled by the court.
N/A = This case type is handled by the court, but the data are unavailable.
-- = Not applicable.

^cJudge information:
In addition to the 24 permanently assigned justices, 11 justices and 8 certified retired justices were temporarily assigned to this court during 1977.

^dData are not complete:
Total cases filed do not include all original proceedings.

^eExplanation of data included in the category:
An unknown number of original proceedings are included in total filings and dispositions of appeals.

Source: The Administrative Board of the Judicial Conference, 23rd Annual Report 1978 (New York, New York: 1978). Statistics are from the annual report except that totals have been computed where necessary.

NEW YORK APPELLATE TERMS OF THE SUPREME COURT
Intermediate appellate court
3 terms, 9 supreme court judges serve^c
January 1, 1977 to December 31, 1977

	Beginning pending	Filed	Disposed	End pending
Cases:				
Appeals:				
Total appeals	N/A	2,430	1,858	N/A
Other cases:				
Original proceedings				
Requests to appeal				
Total other cases				
Total cases	N/A	2,430	1,858	N/A
Other proceedings:				
Other matters:				
Motions heard or submitted	--	--	3,267	--
Total other proceedings	--	--	3,267	--

Manner of disposition

Opinions filed
 0 || Per curiam | 1,299 |
| Memoranda written, not filed | 74 |

Disposition of appeals

Application rejected:
 63 || Dismissed on calendar call (civil) | 326 |
Dismissed on calendar call (criminal)	91
Remitted	2
Total rejected	482
Decisions rendered:	
Affirmed	658
Reversed	459
Modified	202
Dismissed, discontinued, withdrawn, remanded ..	57
Total decisions rendered	1,376

Notes: Appellate Terms of the Supreme Court hear civil and criminal appeals from the first and second departments. County Courts sitting as appellate courts for the third and fourth departments hear some equivalent criminal appeals; however, data regarding the volume of such cases are not available. For certain criminal cases New York has three intermediate appellate courts when County Courts sitting as appellate courts are counted.

Boldface headings indicate the classifications used by the NCSP.

Blank space = Not enough information is known. The case category may or may not be handled by the court.

N/A = This case type is handled by the court, but the data are unavailable.
-- = Not applicable.

^cJudge information:

During 1977, there were three appellate terms sitting with three judges in each term; hence the total of nine judges for 1977.

Source: The Administrative Board of the Judicial Conference, 23rd Annual Report 1978 (New York, New York: 1978). Statistics are from the annual report except that totals have been computed where necessary.

NEW YORK SUPREME COURT AND COUNTY COURT¹
 Court of general jurisdiction
 11 districts, 257 judges; 57 counties, 100 judges
 January 1, 1977 to December 31, 1977

	Beginning pending	Filed ^j	Disposed	End pending
Civil^d:				
Tort:				
Auto tort	X	21,736	21,911	X
Professional tort:				
Medical malpractice	X	1,681	1,205	X
Other tort	X	13,238	11,215	X
Total	X	36,655	34,331	X
Contract	X	9,500	10,181	X
Real property rights:				
Condemnation	X	165	282	X
Domestic relations:				
Marriage dissolution:				
Matrimonial	6,685 ^f	60,878	60,710	6,628 ^g
Appeal:				
Appeal of administrative agency cases:				
Tax certiorari	X	5,309	4,656	X
Other civil:				
All others	X	3,524	3,632	X
Total civil	67,524 ^f	116,031	113,792	69,266 ^g
Criminal^d:				
Felony/misdemeanor:				
Indictments--New York City	9,720 ^j	16,286	17,706	8,909 ^k
Indictments--outside New York City	N/A	15,109	N/A	N/A
Total	9,720 ^j	31,395	35,255	8,909 ^k
Total criminal ^k	9,720 ^j	31,395	35,255	8,909 ^k
Grand total	77,244 ^l	147,426	149,047	78,175 ^l

	Trial ^d		
	Jury	Non-jury	Total
Civil	1,829	59,301	61,130
Criminal:			
New York City	X	X	1,918
Outside New York City	X	X	1,285
Total	X	X	3,203
Total	X	X	64,333

	Civil dispositions			
	Before trial	During trial	After trial	Total
Settled or discontinued	31,999	3,255	812	36,066
Dismissed	703	152	412	1,679
Marked off calendar	7,492	--	--	7,492
Default or consent judgment	561	47	20	628
Transferred, consolidated, or referred to referee or arbitration	6,642	--	--	6,642
Other	456	64	47	567
Decision of court	--	--	59,301	59,301
Verdict of jury	--	--	1,829	1,829

Criminal (felony/misdemeanor) dispositions^m

	New York City		Total
	New York City	Outside New York City	
Pleas of guilty	11,794	13,101	24,895
Trial conviction	1,366	888	2,254
Acquittal	663	401	1,064
Dismissed	3,883	3,159	7,042
Disagreements	110	56	166
Mistrials	209	79	288
Youths adjudicated as youthful offenders	1,108	2,921	4,029

Time interval (average months)

Projected time from filing of note of issue to disposition:

Nonmatrimonial cases:	Supreme Court	County Court
Supreme Court	14	
County Court		10

Age of pending cases (12/31/77)

Pending over 12 months	
Criminal	1,144

Boldface headings indicate the classifications used by the NCSP.
 N/A = This case type is handled by the court, but the data are unavailable.
 X = The data for this case type are known to be included in the total but were not available by category.
 -- = Not applicable.

^dCase definition or unit of count:
 A civil case is counted with the filing of a petition or complaint.
 The criminal case unit of count is the number of defendants on the indictment.
 A trial is counted if tried to verdict or decision.

^fBeginning pending figure for the 1977 court year does not equal the end pending figure for the 1976 court year:
 Figures are as given in the annual report.

^gChange in pending does not equal the difference between filings and dispositions:
 This difference is because of adjustments made by the court.

^hData are not complete:
 Data for civil cases were not reported for Seneca County.
 Total criminal pending and grand total pending figures do not include felony/misdemeanor indictments outside New York City.

^jExplanation of data included in the category:
 Filed includes new actions, restorations, and transfers into these courts from other courts, plus or minus transfers within the courts.
 Pending data for New York City criminal cases include only felony cases.

Source: The Administrative Board of the Judicial Conference, 23rd Annual Report 1978 (New York, New York: 1978). Statistics are from the annual report except that totals have been computed where necessary.

CIVIL COURT OF THE CITY OF NEW YORK
 Court of limited jurisdiction
 1 court, 120 judges
 January 1, 1977 to December 31, 1977

	Beginning pending	Filed	Disposed	End pending
Civil^d:				
Tort	X	43,181	43,042	X
Contract:				
Commercial	X	25,144	25,729	X
Real property rights:				
Housing part actions	311	1,548	1,323	536
Housing part (summary proceeding)	X	68,714	68,385	X
Total	X	70,262	69,708	X
Other civil:				
Nonhousing part actions (summary proceeding)	X	5,424	4,723	X
Total civil	22,589	144,011	143,202	23,839 ^g
Grand total ^k	22,589	144,011	143,202	23,839 ^g

	Trial ^d			Civil dispositions		
	Jury	Non-jury	Total	Tort and contract	Real property rights and other civil	Total
Civil:						
Tort and contract	804	1,828	2,632			
Real property rights and other civil	31	6,758	6,789			
Total	835	8,586	9,421			
Time interval (average months)						
Projected time from filing of note of issue to disposition ⁿ	3.2					
				Settled, discontinued, or dismissed before trial	47,711	46,451
				Settled or discontinued during trial ..	1,394	2,521
				Dismissed during trial	93	279
				Marked off calendar	8,050	231
				Default judgment (inquest)	7,186	76
				Default (no inquest)	--	16,310
				Inquest by court	--	1,744
				Consent judgment	58	--
				Referred to referee	--	2
				Disagreement or mistrial	119	28
				Arbitration	1,528	--
						1,528

Boldface headings indicate the classifications used by the NCSP.
 X = The data for this case type are known to be included in the total but were not available by category.
 -- = Not applicable.

^dCase definition or unit of count:
 A civil case is counted with the filing of a petition or complaint.
 A trial is counted if tried to verdict or decision.

^gChange in pending does not equal the difference between filings and dispositions:
 This is a result of adjustments made by the court.

^hAdditional information:
 This court also disposed of 54,198 motions and issued 144,531 orders during the time period.

ⁿTime interval or age of pending data:
 Time interval data are only for tort, contract, and housing part actions.

Source: The Administrative Board of the Judicial Conference, 23rd Annual Report 1978 (New York, New York: 1978). Statistics are from the annual report except that totals have been computed where necessary.

CRIMINAL COURT OF THE CITY OF NEW YORK
 Court of limited jurisdiction
 1 court, 98 judges
 January 1, 1977 to December 31, 1977

	Beginning pending	Filed	Disposed	End pending
Criminal^d:	X	101,081	X	X
Misdemeanor				X
Ordinance violation:	X	34,545	X	X
Violations	N/A	441,655	N/A	N/A
Non-traffic summons ^j	N/A	476,200	N/A	N/A
Total				X
Preliminary hearing:	X	90,560	X	X
Felony	X	9,575	X	X
Other criminal				
Total criminal	9,730 ^{fhi}	677,416	231,500 ⁱ	13,991 ⁱ
Traffic:				
Other traffic violation:	N/A	63,548	N/A	N/A
Traffic summons	N/A	63,548	N/A	N/A
Total traffic				
Grand total	9,730 ^{fhi}	740,964	231,500 ⁱ	13,991 ⁱ

Trial^d
 Criminal^m 827

Criminal dispositions^m

Pleas of guilty	112,218
Trial conviction	384
Acquittal	534
Referrals to grand jury	17,146
Dismissals	89,718
Other	11,500

Boldface headings indicate the classifications used by the MCSF.
 N/A = This case type is handled by the court, but the data are unavailable.
 X = The data for this case type are known to be included in the total but were not available by category.

^dCase definition or unit of count:
 The criminal case unit of count is the number of defendants on the indictment or complaint.
 A trial is counted if tried to verdict or decision.
^fBeginning pending figure for the 1977 court year does not equal the end pending figure for the 1976 court year:
 Figures are as given in the annual report.
^hFigure was computed:
 Beginning pending figure was computed from filed, disposed, and end pending figures.
ⁱData are not complete:
 Total criminal pending and disposition figures do not include non-traffic summons cases.
 Grand total pending and disposed figures do not include criminal non-traffic summons cases or traffic cases.
^jExplanation of data included in the category:
 Non-traffic summons includes all "nonarrest cases and arrest cases of peddling" where a desk appearance ticket was issued.
^mInformation on type of disposition or trial data:
 Data for criminal trial and disposition charts include only misdemeanor and ordinance violation cases.

Source: The Administrative Board of the Judicial Conference, 23rd Annual Report 1978 (New York, New York: 1978). Statistics are from the annual report except that totals have been computed where necessary.

NEW YORK COURT OF CLAIMS
 Court of limited jurisdiction
 1 court, 17^c judges
 January 1, 1977 to December 31, 1977

	Beginning pending	Filed	Disposed	End pending
Civil^d:				
Appeal:				
Appeal of administrative agency case	3,732	1,245	815	4,162
Total civil	3,732	1,245	815	4,162
Grand total ^k	3,732	1,245	815	4,162

Civil dispositions

Awards	215
Dismissed	600

Boldface headings indicate the classifications used by the MCSF.

^cJudge information:
 In addition to the 17 Court of Claims judges, 33 judges were appointed pursuant to Chapter 603, Laws of 1973, Emergency Dangerous Drug Control Program.

^dCase definition or unit of count:
 A civil case is counted with the filing of a petition or complaint.

^kAdditional information:
 The court also decided 1,129 motions during the time period.

Source: The Administrative Board of the Judicial Conference, 23rd Annual Report 1978 (New York, New York: 1978). Statistics are from the annual report except that totals have been computed where necessary.

NEW YORK SURROGATES' COURT
 Court of limited jurisdiction
 62 courts; 35 surrogates and 36 county judges serve
 January 1, 1977 to December 31, 1977

	Beginning pending	Filed	Disposed	End pending
Civil^d:				
Domestic relations:				
Adoption	N/A	N/A	3,382	N/A
Estate:				
Probate/wills/intestate:				
Probate of wills	N/A	40,633	39,617	N/A
Administration proceedings	N/A	N/A	21,051	N/A
Accounting proceedings	N/A	10,973	7,336	N/A
Total	N/A	51,606 ⁱ	68,004	N/A
Guardianship/conservatorship/trusteeship:				
Guardianship proceedings	N/A	N/A	5,714	N/A
Other estates:				
Other proceedings	N/A	N/A	3,471	N/A
Total	N/A	51,606 ⁱ	77,189	N/A
Total civil	N/A	51,606 ⁱ	80,571	N/A
Grand total	N/A	51,606 ⁱ	80,571	N/A

Trial^d

Civil:

Probate/wills/intestate:	
Probate of wills	75
Guardianship/conservatorship/trusteeship/ ...	39
Other estate	2,131
Total	2,265

Boldface headings indicate the classifications used by the MCSF.
 N/A = This case type is handled by the court, but the data are unavailable.

^dCase definition or unit of count:
 A civil case is counted with the filing of a petition or complaint.
 A trial is counted if tried to verdict or decision.

ⁱData are not complete:
 Total civil filed and grand total filed include only probate of wills and accounting proceedings. Dispositions contain data for all categories.

Source: The Administrative Board of the Judicial Conference, 23rd Annual Report 1978 (New York, New York: 1978). Statistics are from the annual report except that totals have been computed where necessary.

NEW YORK FAMILY COURT
 Court of limited jurisdiction
 58 courts; 104 judges and 35 county judges serve
 January 1, 1977 to December 31, 1977

	Beginning pending	Filed	Disposed	End pending ^g
Civil^d:				
Domestic relations:				
Support/custody:				
Custody of minors	911 ^{fh}	9,326	8,656	1,581
Support (non-ADC and ADC)	14,711 ^{fh}	44,649	53,312	6,048
Uniform support of dependent's law	3,160 ^{fh}	24,548	24,997	2,711
Total	18,782 ^{fh}	78,523	86,965	10,340
Adoption	611 ^{fh}	4,128	3,748	991
Other domestic relations:				
Supreme Court referral	212 ^{fh}	1,668	1,577	303
Foster care review	1,070 ^{fh}	5,413	5,418	1,065
Approval of foster care placement	484 ^{fh}	7,597	6,829	1,252
Physically handicapped	0 ^{fh}	3,853	3,226	265 ^h
Family offense	2,906 ^{fh}	24,952	26,074	1,784
Paternity (non-ADC and ADC)	5,131 ^{fh}	29,163	28,462	5,832
Other proceedings	80 ^{fh}	3,523	3,326	277
Supplementary	11,844 ^{fh}	97,363	97,787	11,420
Other inflow ^k	—	629	—	—
Total	21,727 ^{fh}	174,161	172,699	22,198 ^h
Total	41,120 ^{fh}	256,812	263,412	33,529 ^h
Estate:				
Guardianship/conservatorship/trusteeship:				
Guardianship	379 ^{fh}	1,071	1,105	345
Mental health:				
Mental defective	15 ^{fh}	2	17	0
Total civil	41,514^{fh}	257,885	264,534	33,874^h
Juvenile:				
Criminal-type offense:				
Juvenile delinquency	11,702 ^{fh}	25,959	31,259	6,402
Status offense:				
Person in need of supervision	5,108 ^{fh}	12,265	15,197	2,176 ^h
Non-offense:				
Permanent neglect	580 ^{fh}	885	857	608
Child protective—neglect	6,083 ^{fh}	6,745	10,140	2,688
Child protective—abuse	0 ^{fh}	1,205	573	459 ^h
Total	6,663 ^{fh}	8,835	11,570	3,755 ^h
Other juvenile:				
Consent to marry	0 ^{fh}	381	320	108
Total juvenile	23,473^{fh}	47,440	58,346	12,343^h
Grand total	64,987^{fh}	305,325	322,880	46,217^h

Civil dispositions	Withdrawn or dismissed
Domestic relations:	
Support/custody	31,360
Adoption	112
Other domestic relations	43,964
Total	75,436
Estate:	
Guardianship/conservatorship/trusteeship	167
Mental health:	
Mental health	6
Total	75,609

	Time interval (days) ^k									
	0-7 days	8-14 days	15-21 days	22-30 days	31-90 days	91-180 days	181-365 days	366-730 days	Over 730 days	
Juvenile child protective proceedings involving child abuse:										
Filing of petition to initial fact-finding hearing:										
Boys	84	19	16	15	75	69	25	4	0	
Girls	139	33	24	24	112	62	38	7	4	
Initial fact-finding hearing to dispositional hearing:										
Boys	69	5	6	12	96	62	43	10	4	
Girls	99	17	12	19	108	94	72	16	6	

(continued on next page)

New York Family Court (continued)

Boldface headings indicate the classifications used by the NCSP.

^dCase definition or unit of count:

A civil case is counted with the filing of a petition or complaint.
^fBeginning pending figure for the 1977 court year does not equal the end pending figure for the 1976 court year.
^gChange in pending does not equal the difference between filings and dispositions:
 Figures are as given in the annual report.

^hFigure was computed:

Beginning pending figure was computed from filing, disposed, and end pending data.

^jExplanation of data included in the category:

The end pending figures include only petitions actively pending at the end of the period.

^kAdditional information:

"Other inflow" category represents unclassified filings from seven counties using an experimental reporting system. There were cases involving 72 boys and 111 girls in which no initial fact-finding hearing was held.

Source: The Administrative Board of the Judicial Conference, 23rd Annual Report 1978 (New York, New York: 1978). Statistics are from the annual report except that totals have been computed where necessary.

NEW YORK DISTRICT COURT AND CITY COURT¹
 Court of limited jurisdiction
 2 counties: 2 courts, 49 judges; 61 cities: 79 courts, 151 judges
 January 1, 1977 to December 31, 1977

	Beginning pending	Filed	Disposed	End pending
Civil^d:				
Law:				
Civil	N/A	113,361 ⁱ	111,922 ⁱ	N/A
Total civil ⁱ	N/A	113,361 ⁱ	111,922 ⁱ	N/A
Criminal^d:				
Misdemeanor	N/A	N/A	45,467 ⁱ	N/A
Ordinance violation	N/A	N/A	20,008 ⁱ	N/A
Preliminary hearing:				
Felonies	N/A	N/A	12,969 ⁱ	N/A
Other criminal:				
Quasi-criminal offenses	N/A	N/A	23,143 ⁱ	N/A
Total criminal	N/A	N/A	101,587 ⁱ	N/A
Traffic:				
Other traffic violation:				
All motor vehicle offenses	N/A	N/A	971,764 ⁱ	N/A
Total traffic	N/A	N/A	971,764 ⁱ	N/A
Grand total	N/A	113,361ⁱ	1,185,273ⁱ	N/A

Criminal:	Criminal dispositions ⁱ				Total	Traffic dispositions ⁱ
	Misdemeanor	Ordinance violation	Preliminary hearing	Total		
Misdemeanor	793					
Ordinance violation	434					
Total	1,227	19,367	14,095	—	33,462	Plea 765,937
Traffic	17,854	25,307	5,479	7,484	38,270	Dismissal 187,973
Total	19,081	—	—	2,617	2,617	
		Hearing ..	—	2,868	2,868	

Boldface headings indicate the classifications used by the NCSP.

N/A = This case type is handled by the court, but the data are unavailable.
 — = Not applicable.

^dCase definition or unit of count:

A civil case is counted with the filing of a petition or complaint.
 The criminal case unit of count is the number of defendants on the indictment or complaint.
 A trial is counted if tried to decision or verdict.

ⁱData are not complete:

No criminal or traffic data were received from New Rochelle, Olean, and Saratoga Springs. Incomplete criminal and traffic data were received from Auburn, Corning, Cortland, Elmira, Glen Falls, Hudson, Salamanca, Schenectady, Watertown, and Yonkers.
 No civil data were received from Olean, Oneida, and Saratoga Springs. Incomplete civil data were received from Auburn, Corning, Cortland, Elmira, Glen Falls, Salamanca, Watertown, and Yonkers.
 Grand total filed figures include only civil cases. Disposed figures include civil, criminal, and traffic cases.

Source: The Administrative Board of the Judicial Conference, 23rd Annual Report 1978 (New York, New York: 1978). Statistics are from the annual report except that totals have been computed where necessary.

NEW YORK TOWN AND VILLAGE COURT
 Court of limited jurisdiction
 2,231 courts, 2,230 justices of the peace
 January 1, 1977 to December 31, 1977

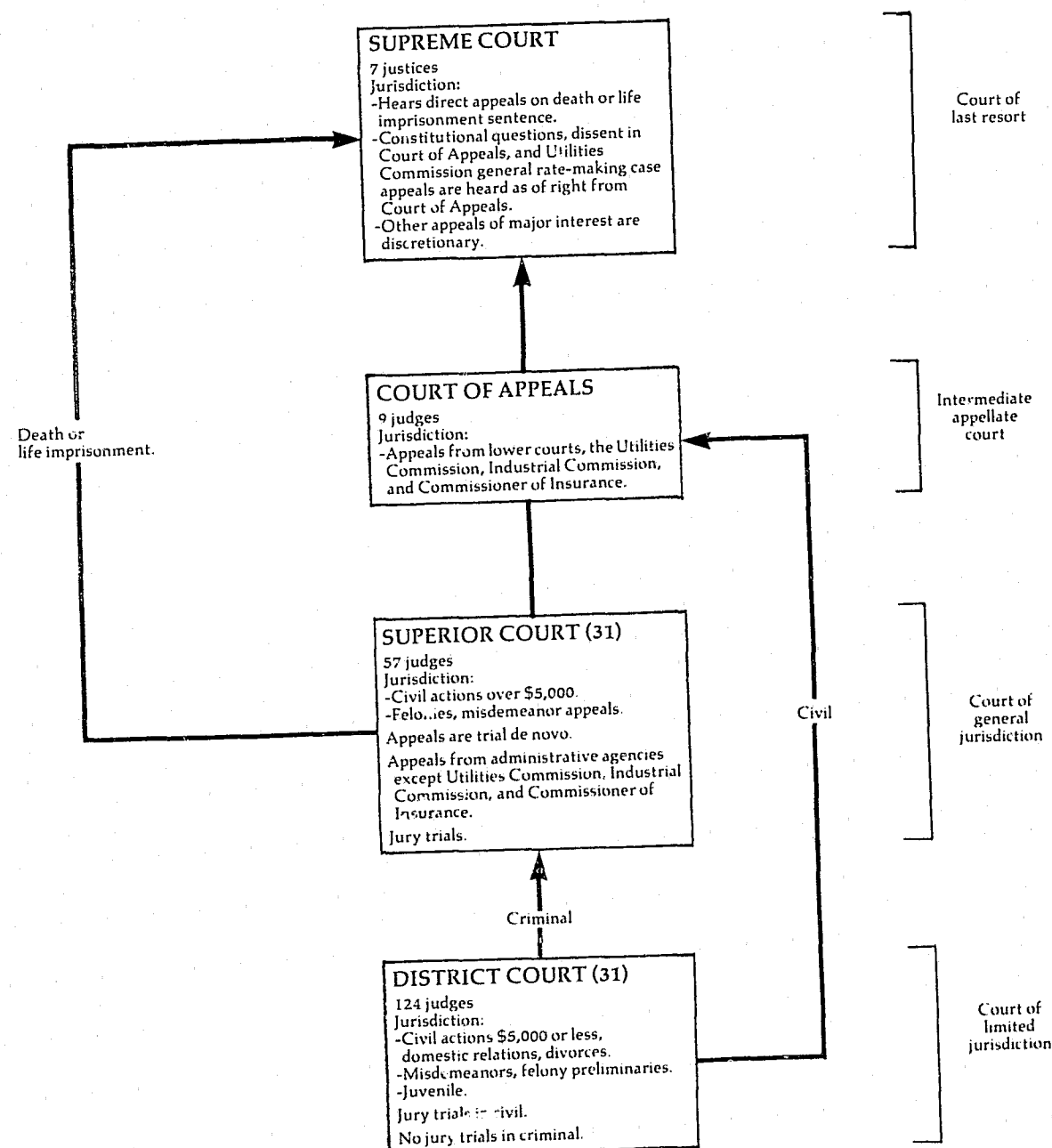
	Beginning pending	Filed	Disposed	End pending
Civil:				
Law:				
Private litigants and penalty actions	N/A	N/A	61,192	N/A
Total civil	N/A	N/A	61,192	N/A
Criminal:				
Misdemeanor:				
Penal law and indictable offenses	N/A	N/A	94,528	N/A
Other criminal	N/A	N/A	14,187	N/A
Total criminal	N/A	N/A	108,715	N/A
Traffic:				
Other traffic violation:				
Vehicle and traffic	N/A	N/A	755,272	N/A
Town and village ordinances and vehicle and traffic law Title VII	N/A	N/A	1,041,941	N/A
Total	N/A	N/A	1,797,213	N/A
Total traffic	N/A	N/A	1,797,213	N/A
Grand total	N/A	N/A	1,967,120	N/A

Boldface headings indicate the classifications used by the NCSP.
 N/A = This case type is handled by the court, but the data are unavailable.

^dCase definition or unit of count:
 A civil case is counted with the filing of a petition or complaint.
 The criminal case unit of count is the number of defendants on the indictment or complaint.

Source: Unpublished data supplied during the verification process by the state court administrative office.

NORTH CAROLINA COURT SYSTEM, 1977



↑ Indicates route of appeal.

NORTH CAROLINA SUPREME COURT Court of last resort 7 Justices February 4, 1977 to February 2, 1978

	Beginning pending	Filed	Disposed	End pending
Cases:				
Appeals:				
Civil:				
Dissent in Court of Appeals	X	X	X	X
Substantial constitutional question	X	X	X	X
Petition for discretionary review of decision of Court of Appeals, allowed	X	(X) ^e	X	X
Petition for discretionary review prior: to determination by Court of Appeals, allowed	X	(1) ^e	X	X
Petition for writ of certiorari, allowed	X	(1) ^e	X	X
Total	X	X (X) ^e	X	X
Criminal:				
Life sentence	X	66	X	X
Death sentence	X	29	X	X
Dissent in Court of Appeals	X	X	X	X
Substantial constitutional question	X	X	X	X
Petition for discretionary review of decision of Court of Appeals, allowed	X	(X) ^e	X	X
Petition of writ of certiorari, allowed	X	(3) ^e	X	X
Total	X	X (X) ^e	X	X
Total appeals	X	128 (44)^e	X	X
Other cases:				
Original proceedings:				
Disciplinary:				
Board of law examiners	X	1	X	X
Judicial standards commission	X	4	X	X
Total	X	5	X	X
Advisory opinions:				
On mandate from U.S. Supreme Court	X	(6) ^e	X	X
Total	X	5 (6) ^e	X	X
Requests to appeal:				
Civil:				
Discretionary review to review Court of Appeals	N/A	X	X (X) ^e	N/A
Discretionary review prior to decision by Court of Appeals	N/A	X	X (X) ^e	N/A
Petition for writ of certiorari	N/A	X	X (X) ^e	N/A
Total	N/A	X	X (X) ^e	N/A
Criminal:				
Discretionary review to review Court of Appeals	N/A	X	X (X) ^e	N/A
Discretionary review prior to decision by Court of Appeals	N/A	X	X (X) ^e	N/A
Petition for writ of certiorari	N/A	X	X (X) ^e	N/A
Total	N/A	X	X (X) ^e	N/A
Other:				
On mandate from U.S. Supreme Court	N/A	X	(3) ^e	N/A
Total	N/A	332	280 (52) ^e	N/A
Total other cases	N/A	337 (6)^e	X (52)^e	N/A
Total cases	421	465 (50)^e	458 (52)^e	461
Other proceedings:				
Other matters:				
Other motions and petitions acted on--petitions docket	N/A	N/A	168	N/A
Other motions and petitions acted on--appeals docket	N/A	N/A	141	N/A
Total other proceedings	N/A	N/A	309	N/A
Manner of disposition				
Opinions rendered	161			
Cases dismissed or withdrawn	17			
Disposition of appeals				
		Civil	Criminal	Total
Affirmed		18	54	72
Modified or reversed		40	38	78

Boldface headings indicate the classifications used by the NCSP.

N/A = This case type is handled by the court, but the data are unavailable.

X = The data for this case type are known to be included in the total but were not available by category.

^eCases not included in the total to avoid double counting:

Petitions for discretionary review granted are not counted as disposed until the appeal is disposed; a filing is not counted for the appeal. These granted petitions are the numbers appearing in parentheses. The number of granted petitions appearing in the filed column will usually differ from the number appearing in the disposed column because petitions allowed during one term may not be docketed as appeals until the following term.

^SChange in pending does not equal the difference between filings and dispositions:

Pending data does not balance since they are incomplete. Figures are as given in the unpublished data.

^dData are not complete:

Pending data for total cases do not include requests to appeal.

Source: Clerk of the Supreme Court, *Supreme Court Caseload Statistics, Spring Term 1977; Fall Term 1977* (Raleigh, North Carolina) (unpublished). Statistics are from the unpublished data except that totals have been computed where necessary.

NORTH CAROLINA COURT OF APPEALS
Intermediate appellate court
9 judges
January 1, 1977 to December 31, 1977

	Beginning pending	Filed	Disposed	End Pending
Cases:				
Appeals:				
Civil and appeal of administrative agency case	N/A	X	301 ¹	N/A
Criminal	N/A	X	484	N/A
Unspecified	N/A	X	61	N/A
Total appeals	N/A	1,078	846	N/A
Other cases:				
Original proceedings				
Requests to appeal				
Total other cases				
Total cases	N/A	1,078	846	N/A
Other proceedings:				
Other matters:				
Motions and petitions	0	1,169	1,169	0
Total other proceedings	0	1,169	1,169	0

Manner of disposition	Appeals		
	Civil and agency	Criminal	Total
Written opinion	301	484	785 ²
Withdrawal, dismissal, or transfer	X	X	59
Consolidated	X	X	2

Boldface headings indicate the classifications used by the NCSP.
Blank space = Not enough information is known. The case category may or may not be handled by the court.
N/A = This case type is handled by the court, but the data are unavailable.
X = The data for this case type are known to be included in the total but were not available by category.

¹Explanation of data included in the category:
Civil appeals disposed figure includes appeals from the Insurance Commissioner, the Industrial Commission, and the Utilities Commission, as well as civil appeals.
²Information on disposition type or trial data:
The 785 opinions disposed of 787 cases.

Source: Administrative Office of the Courts, *North Carolina Courts, 1977* (Raleigh, North Carolina: 1977). Statistics are from the annual report and unpublished data provided by the clerk of the court except that totals have been computed where necessary.

NORTH CAROLINA SUPERIOR COURT
Court of general jurisdiction
31 districts, 57 judges
January 1, 1977 to December 31, 1977

	Beginning pending	Filed	Disposed	End pending
Civil^d:				
Law:				
Civil	14,652	10,401	9,447	14,660 ¹
Estate ²	43,630	31,742	29,222	46,150
Other civil:				
Special proceedings ³	20,337	27,156	26,888	20,601
Total civil	78,619	69,299	65,557	81,418 ¹
Criminal^d:				
Felony	10,608	29,584	28,819	X
Appeal:				
Misdemeanor trial de novo	7,823	21,680	21,168	X
Total criminal	18,431	51,264	49,987	18,448 ¹
Grand total	97,050	120,563	115,544	99,858 ¹

	Trial ^d			Criminal dispositions		
	Jury	Non-jury	Total	Felony	Appeal	Total
Civil	531	3,343	3,874			
Criminal:						
Felony	2,484	N/A	N/A			
Appeal	1,848	N/A	N/A			
Total	4,332	N/A	N/A			
Grand total	4,863	N/A	N/A			
Pleas				15,127	9,904	25,031

Age of pending cases	Civil			Felony			Appeal			Total
	Civil	Felony	Appeal	Civil	Felony	Appeal	Civil	Felony	Appeal	
Under 30 days	749	2,298	1,431							
30 to 60 days	(n)	1,688	1,431	576	5,554	4,372	10,502			
61 to 90 days	(n)	1,435	1,023	(n)	6,531	4,750	(n)			
91 to 180 days	1,526	3,123	2,454	(n)	4,238	3,016	(n)			
181 days to 1 year	1,972	2,015	1,709	1,344	10,769	7,766	19,879			
1+ to 2 years	3,342	2,145	1,582	1,082	6,292	4,720	12,094			
Over 2 years	4,192	1,217	856	1,875	3,708	2,903	8,486			
	3,825	577	303	2,617	1,750	1,014	5,381			
				1,953	746	393	3,092			

Boldface headings indicate the classifications used by the NCSP.
N/A = This case type is handled by the court, but the data are unavailable.
X = The data for this case type are known to be included in the total but were not available by category.

^aCourt jurisdiction:
Estate and special proceedings cases were disposed by the clerks of the Superior Court.
^dCase definition or unit of count:
A civil case is counted with the filing of a petition or complaint.
The criminal case unit of count is not consistent statewide. Cases are counted according to what the courts have in fact treated as cases.
A jury trial is counted when the jury is sworn.
A non-jury trial is counted at the point when an opening statement or the introduction of any evidence occurs.
^eChange in pending does not equal the difference between filings and dispositions:
End pending figures are as revised by the administrative office of the courts during data verification.
^jExplanation of data included in the category:
Special proceedings include such matters as petitions for foreclosure, involuntary commitments to mental hospitals, adoptions, condemnations of real property for public purposes, and incompetency of persons to manage their personal financial affairs.
¹Special source or revision in data:
End pending figures were revised by the administrative office of the courts during data verification.
²Information time interval or age of pending data:
Civil data for 30 to 60 days and 61 to 90 days are included in the total figure listed as 30 to 90 days.

Source: Administrative Office of the Courts, *North Carolina Courts, 1977* (Raleigh, North Carolina: 1977). Statistics are from the annual report except that totals have been computed where necessary, and revisions were made during data verification by the administrative office of the courts.

NORTH CAROLINA DISTRICT COURT
Court of limited jurisdiction
31 districts, 124 judges
January 1, 1977 to December 31, 1977

North Carolina District Court (continued)

	Beginning pending	Filed	Disposed	End pending
Civil^d:				
Law:				
General civil	31,479	37,220	35,906	X
Small claims	15,341	160,439	153,721	X
Domestic relations	17,831	46,996	43,138	X
Total civil	64,651	244,655	232,765	72,358 ¹
Criminal^d:				
Other criminal:				
Nonmotor vehicle	40,410	361,492	347,039	X
Total criminal	40,410	361,492	347,039	X
Traffic:				
Total traffic	72,698	721,048	696,421	X
Juvenile^d:				
Criminal-type offense:				
Capital	N/A	25	X	N/A
Other felony	N/A	3,789	X	N/A
Misdemeanor	N/A	6,726	X	N/A
Probation violation	N/A	2,565	X	N/A
Total	N/A	13,105	12,796	N/A
Status offense:				
Truancy	N/A	1,372	X	N/A
Other undisciplined	N/A	3,195	X	N/A
Total	N/A	4,567	4,943	N/A
Non-offense:				
Dependent	N/A	2,375	2,389	N/A
Neglected	N/A	2,575	3,180	N/A
Total	N/A	4,950	5,569	N/A
Total juvenile	N/A	22,622	23,308	N/A
Grand total	177,759^d	1,349,817	1,299,533	228,729^d

Civil:	Trial ^d			Total
	Jury	Non-jury	By magistrate	
Law	346	11,401	—	11,747
Small claims	20	962	145,337	146,319
Domestic relations ..	57	37,275	—	37,332
Total	423	49,638	145,337	195,398

Criminal dispositions	
Plea	138,219
Preliminary hearing	19,602
Waiver	36,024
Other	117,203

Traffic dispositions	
Plea	151,842
Preliminary hearing	1,597
Waiver	414,721
Other	92,649

Number of cases disposed in:	Time from filing to disposition			
	Civil	Criminal	Traffic	Total
Under 30 days	134,878	230,364	466,473	831,715
30 to 60 days	44,000	65,053	141,480	250,533
61 to 90 days	12,251	21,412	34,347	68,010
91 to 180 days	15,819	19,149	35,834	70,802
181 days to 1 year	9,565	5,682	9,989	25,236
1 to 2 years	7,164	1,964	4,199	13,327
2 to 3 years	3,746	1,368	2,083	7,199
3 to 4 years	2,600	920	1,393	4,913
4 to 5 years	893	351	286	1,530
More than 5 years	1,849	776	335	2,960

	Juvenile dispositions		
	Retained	Dismissed	Total
Criminal-type offense ..	9,284	3,512	12,796
Status offense	3,441	1,502	4,943
Non-offense:			
Dependent	1,783	606	2,389
Neglected	2,405	775	3,180
Total	4,188	1,381	5,569
Total	16,913	6,395	23,308

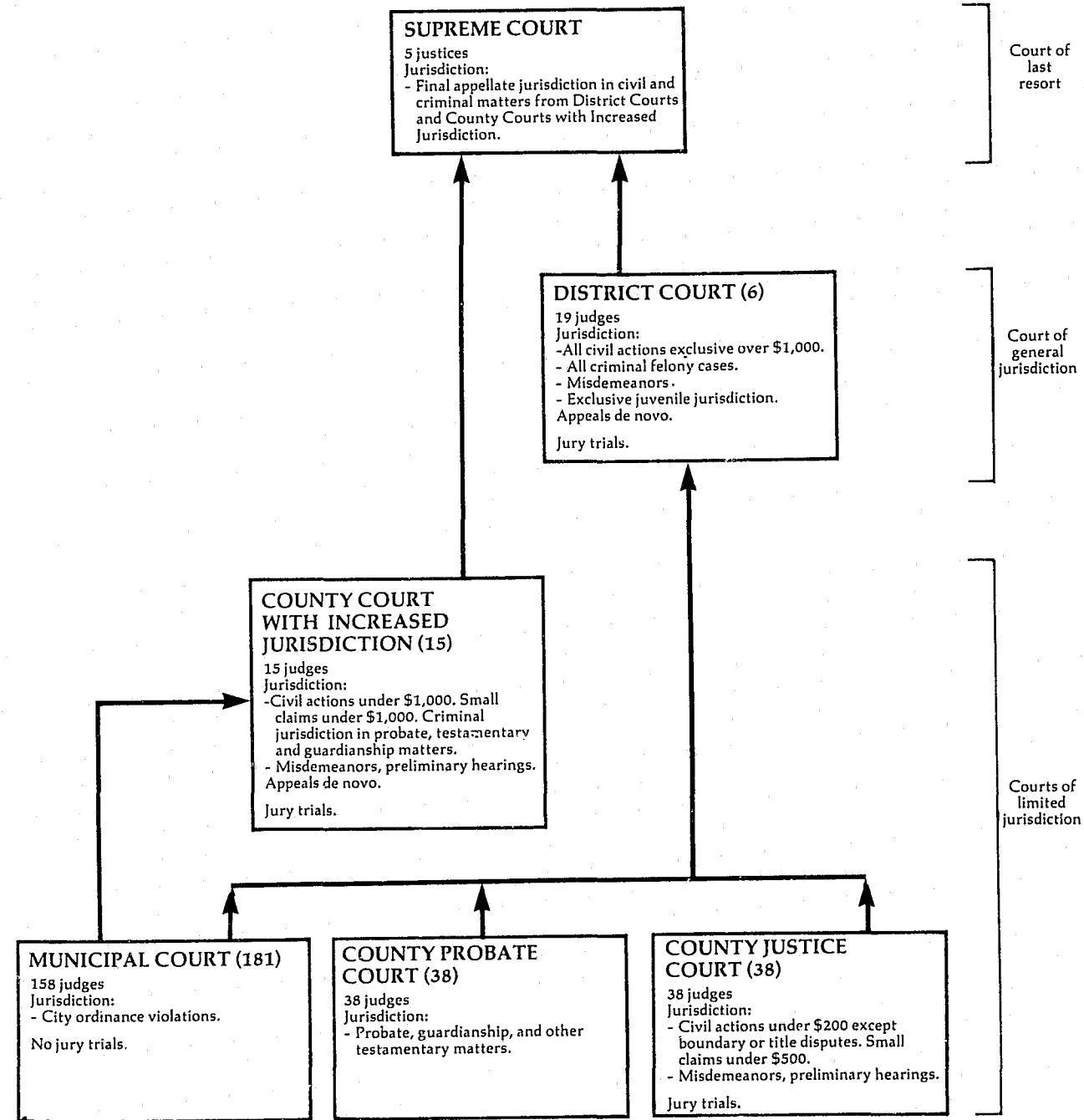
	Age of pending cases (days)						
	Small claims			Domestic relations			
	Civil pending before	Civil appealed from	Domestic relations support	Child relations	Other domestic	Other criminal	Traffic
Under 30 days	2,353	6,835	124	235	1,841	16,342	40,079
30 to 60 days	2,404	2,315	152	267	2,157	9,138	16,815
61 to 90 days	2,127	1,527	114	266	1,352	4,644	8,733
91 to 180 days	4,431	2,866	218	676	2,826	8,545	13,727
181 days to 1 year	5,560	2,883	506	893	3,485	8,604	9,927
1+ to 2 years	7,946	1,703	564	587	3,338	4,725	3,596
Over 2 years	6,992	1,987	265	1	3,765	2,865	4,448

(continued on next page)

Boldface headings indicate the classifications used by the NCSP.
N/A = This case type is handled by the court, but the data are unavailable.
X = The data for this case type are known to be included in the total but were not available by category.
-- = Not applicable.

^dCase definition or unit of count:
A civil case is counted with the filing of a petition or complaint.
The criminal case unit of count is not consistent statewide. Cases are counted according to what the courts have in fact treated as cases.
A juvenile filing is an allegation contained in a juvenile petition. Juvenile dispositions are the number of adjudicatory hearings on juvenile petitions.
A jury trial is counted when the jury is sworn.
A non-jury trial is counted at the point when an opening statement or the introduction of any evidence occurs.
^eChange in pending figures does not equal the difference between filings and dispositions:
The end pending data are as revised by the administrative office of the courts during data verification.
^fData are not complete:
Grand total pending figures do not include juvenile cases. Grand total filed and disposed include all categories.
^gSpecial source or revision in the data:
End pending data were revised by the administrative office of the courts during data verification.
Source: Administrative Office of the Courts, North Carolina Courts, 1977 (Raleigh, North Carolina: 1977). Statistics are from the annual report except that totals have been computed where necessary, and revisions were made by the administrative office of the courts during the process of data verification.

NORTH DAKOTA COURT SYSTEM, 1977



↑ Indicates route of appeal.

NORTH DAKOTA SUPREME COURT Court of last resort 5 justices January 1, 1977 to December 31, 1977

	Beginning pending	Filed ^d	Disposed	End pending
Cases:				
Appeals:				
Civil	8	123	121	10
Criminal	0	43	38	5
Total appeals	8	166	159	15
Other cases:				
Original proceedings:				
Original jurisdiction:				
Habeas corpus, mandamus, prohibition	0	10	10	0
Disciplinary matter:				
Attorney disciplinary	0	4	4	0
Advisory opinion:				
Certified questions	0	2	2	0
Total	0	16	16	0
Requests to appeal:				
Certiorari	0	4	4	0
Total other cases	0	20	20	0
Total cases	8	186	179	15

Other proceedings:				
Rehearing requests	7	25	24	8
Total other proceedings	7	25	24	8

Manner of disposition ^m		Disposition of appeals		
Written opinion	143 ^m			
Per curiam	0			
By order	36			
		Civil	Criminal	Total
		57	17	74
		23	6	29
		2	1	3
		23	11	34
		Affirmed in part, reversed in part, modified in part ..		8 1 9

Submitted cases:	Age of pending cases		
	Appeals		
	Civil	Criminal	Total
Under 6 months	10	5	15
6+ to 12 months	0	0	0
12+ to 18 months	0	0	0
Over 18 months	0	0	0

Boldface headings indicate the classifications used by the NCSP.

^dCase definition or unit of count:
A filing in North Dakota is not reported (for statistical purposes) until the case has been argued before the court; therefore, figures reported are lower than actual court workload.

^mInformation on disposition type or trial data:
Supreme Court opinions in North Dakota are regarded as issued when the opinion is signed and filed with the clerk. In addition to the 143 majority opinions, there were 10 special concurring and 24 dissenting opinions.

Source: North Dakota Judicial Council, Annual Report, 1977 (Bismarck, North Dakota). Statistics are from the annual report except that totals have been computed where necessary.

NORTH DAKOTA DISTRICT COURT
 Court of general jurisdiction
 6 districts, 19 judges
 January 1, 1977 to December 31, 1977

	Beginning pending	Filed	Disposed	End pending
Civil:				
Law:				
Collection action	X	2,710	2,426	X
Tort:				
Other tort:				
Damages	X	773	672	X
Real property rights:				
Real estate matter	X	548	484	X
Domestic relations:				
Marriage dissolution:				
Divorce	X	2,600	2,393	X
Support/custody:				
Reciprocal support	X	1,019	685	X
Adoption	X	501	485	X
Other domestic relations:				
Termination of parental rights	X	175	171	X
Total	X	4,295	3,734	X
Estate:				
Guardianship/conservatorship/trusteeship:				
Trusts	X	41	17	X
Appeal:				
Appeal of administrative agency case:				
Appeal administrative hearing	X	52	71	X
Appeal of trial court case:				
Appeal other	X	43	46	X
Appeal other	X	95	117	X
Total				
Extraordinary writ:				
Special remedy	X	129	72	X
Other civil	X	415 ^k	377 ^k	X
Total civil	3,752 ^l	9,006	7,899	4,779 ^l
Criminal:				
Felony:				
Felony A	X	19	18	X
Felony B	X	148	167	X
Felony C	X	734	680	X
Total	X	901	865	X
Misdemeanor:				
Misdemeanor A	X	18	25	X
Misdemeanor B	X	15	14	X
Misdemeanor C	X	33	39	X
Total	X	100	94	X
Appeal				
Extraordinary writ:				
Special remedy	X	12	13	X
Other criminal	X	37	45	X
Total criminal	X	1,083	1,056	X
Traffic:				
Other traffic violation:				
Infractions	X	2	4	X
Total traffic	X	2	4	X
Juvenile:				
Criminal-type offense:				
Delinquency	X	542	513	X
Status offense:				
Unruly	X	237	210	X
Non-offense:				
Deprived child	X	159	134	X
Other juvenile:				
Other juvenile	X	28	26	X
Special proceedings	X	8	5	X
Special proceedings	X	36	31	X
Total	X	974	888	X
Total juvenile	X	974	888	X
Grand total	4,173 ^f	11,065	9,847	5,391

Trial ^d	Criminal and traffic dispositions			Age of pending cases	
	Jury	Non-jury	Total	Cases	Cases
Criminal and traffic .. 49	221	270		Civil over 18 months .. 1,117	
				Criminal and traffic over 120 days .. 166	
				Juvenile over 120 days .. 123	
				Non-jury trial:	
				Conviction .. 219	
				Acquittal .. 2	
				Guilty plea .. 382	
				Dismissal .. 200	
				Post Conviction Remedy .. 4	
				Change of venue .. 4	

(continued on next page)

Boldface headings indicate the classifications used by the NCSP.
 X - The data for this case type are known to be included in the total but were not available by category.

^dCase definition or unit of count:
 A civil case is counted at the filing of a petition or complaint.
 The criminal case unit of count is the case number assigned to the information or indictment.
 The juvenile case unit of count is the number of proceedings.
 A jury trial is counted if tried to verdict.
 A non-jury trial is counted when contested.

^fBeginning pending figure for the 1977 court year does not equal the end pending figure for the 1976 court year:
 Figure is as given in the annual report.

Change in pending does not equal the difference between filings and dispositions:
 Figures are as given in the annual report.

^lData are not complete:

Total civil pending figures do not include termination of parental rights cases. These cases are included in the grand total data.

^kAdditional information:

Included under other civil are 33 foreign judgment cases filed and 28 disposed.

Source: North Dakota Judicial Council, Annual Report, 1977 (Bismarck, North Dakota). Statistics are from the annual report except that totals have been computed where necessary.

NORTH DAKOTA COUNTY COURT WITH INCREASED JURISDICTION
 Court of limited jurisdiction
 15 counties, 15 judges
 January 1, 1977 to December 31, 1977

	Beginning pending	Filed	Disposed	End pending
Civil:				
Law:				
Civil	N/A	2,929	2,808	N/A
Small claims	N/A	3,270	3,094	N/A
Estate:				
Probate/wills/intestate:				
Probate	N/A	1,610	842	N/A
Guardianship/conservatorship/trusteeship:				
Guardianship/conservatorship	N/A	218	191	N/A
Total	N/A	1,828	1,033	N/A
Mental health:				
Mental health hearings held	N/A	N/A	486	N/A
Emergency commitment	N/A	N/A	248	N/A
Total	N/A	N/A	734	N/A
Total civil	N/A	8,027 ^l	7,669	N/A
Criminal:				
Misdemeanor	N/A	11,030	8,538	N/A
Preliminary hearing:				
Felony	N/A	1,031	838	N/A
Total criminal	N/A	12,061	9,376	N/A
Traffic:				
Other traffic violation:				
Noncriminal traffic	N/A	N/A	42,032	N/A
Total traffic	N/A	N/A	42,032	N/A
Grand total	N/A	20,088 ^l	59,077	N/A

Traffic dispositions

	Other traffic violation
Convictions	41,390
Acquittals	305
Dismissals	337

Boldface headings indicate the classifications used by the NCSP.
 N/A - This case type is handled by the court, but the data are unavailable.

^dCase definition or unit of count:
 A civil case is counted with the filing of a petition or complaint.
 The criminal case unit of count is the case number assigned to the information, indictment, or complaint.

^lData are not complete:

Total civil filed figures do not include mental health cases.

Grand total filed does not include mental health or traffic cases.

Source: North Dakota Judicial Council, Annual Report, 1977 (Bismarck, North Dakota). Statistics are from the annual report except that totals have been computed where necessary.

NORTH DAKOTA MUNICIPAL COURT
Court of limited jurisdiction
181 municipalities, 158 judges
January 1, 1977 to December 31, 1977

	Beginning pending	Filed	Disposed	End pending
Traffic:				
Other traffic violation:				
Criminal traffic	N/A	N/A	3,484	N/A
Noncriminal traffic	N/A	N/A	37,530	N/A
Total	N/A	N/A	41,014	N/A
Total traffic	N/A	N/A	41,014	N/A
Grand total	N/A	N/A	41,014	N/A

Traffic dispositions

	Other traffic violation		
	Criminal	Noncriminal	Total
Non-jury trial:			
Convictions	3,328	36,061	39,389
Acquittals	66	635	701
Dismissals	90	834	924

Boldface headings indicate the classifications used by the NCSP.
N/A = This case type is handled by the court, but the data are unavailable.

Source: North Dakota Judicial Council, Annual Report, 1977 (Bismarck, North Dakota). Statistics are from the annual report except that totals have been computed where necessary.

NORTH DAKOTA COUNTY PROBATE COURT
Court of limited jurisdiction
38 counties, 38 judges
January 1, 1977 to December 31, 1977

	Beginning pending	Filed	Disposed	End pending
Civil^d:				
Estate:				
Probate/wills/intestate:				
Probate	N/A	1,498	991	N/A
Guardianship/conservatorship/trusteeship:				
Guardianship/conservatorship	N/A	220	125	N/A
Total	N/A	1,718	1,116	N/A
Mental health:				
Mental health hearings	N/A	N/A	73	N/A
Emergency commitments	N/A	N/A	68	N/A
Total	N/A	N/A	141	N/A
Total civil	N/A	1,718 ⁱ	1,257	N/A
Grand total	N/A	1,718 ⁱ	1,257	N/A

Boldface headings indicate the classifications used by the NCSP.
N/A = This case type is handled by the court, but the data are unavailable.

^dCase definition or unit of count:

A civil case is counted with the filing of a petition or complaint.

ⁱData are not complete:

Total civil and grand total filed figures do not include mental health cases. Mental health cases are included in the disposed figures.

Source: North Dakota Judicial Council, Annual Report, 1977 (Bismarck, North Dakota). Statistics are from the annual report except that totals have been computed where necessary.

NORTH DAKOTA COUNTY JUSTICE COURT
Court of limited jurisdiction
38 counties, 38 judges
January 1, 1977 to December 31, 1977

	Beginning pending	Filed	Disposed	End pending
Civil^d:				
Law:				
Civil	N/A	60	55	N/A
Small claims	N/A	906	788	N/A
Total civil	N/A	966	843	N/A
Criminal^d:				
Misdemeanor	N/A	5,291	4,722	N/A
Preliminary hearing:				
Felony	N/A	344	270	N/A
Total criminal	N/A	5,635	4,992	N/A
Traffic:				
Other traffic violation:				
Noncriminal traffic	N/A	N/A	17,545	N/A
Total traffic	N/A	N/A	17,545	N/A
Grand total	N/A	6,601 ⁱ	23,380	N/A

Traffic dispositions

	Other traffic violation
Convictions	17,154
Acquittals	152
Dismissals	239

Boldface headings indicate the classifications used by the NCSP.
N/A = This case type is handled by the court, but the data are unavailable.

^dCase definition or unit of count:

A civil case is counted with the filing of a petition or complaint.

The criminal case unit of count is the case number assigned to the information, indictment, or complaint.

ⁱData are not complete:

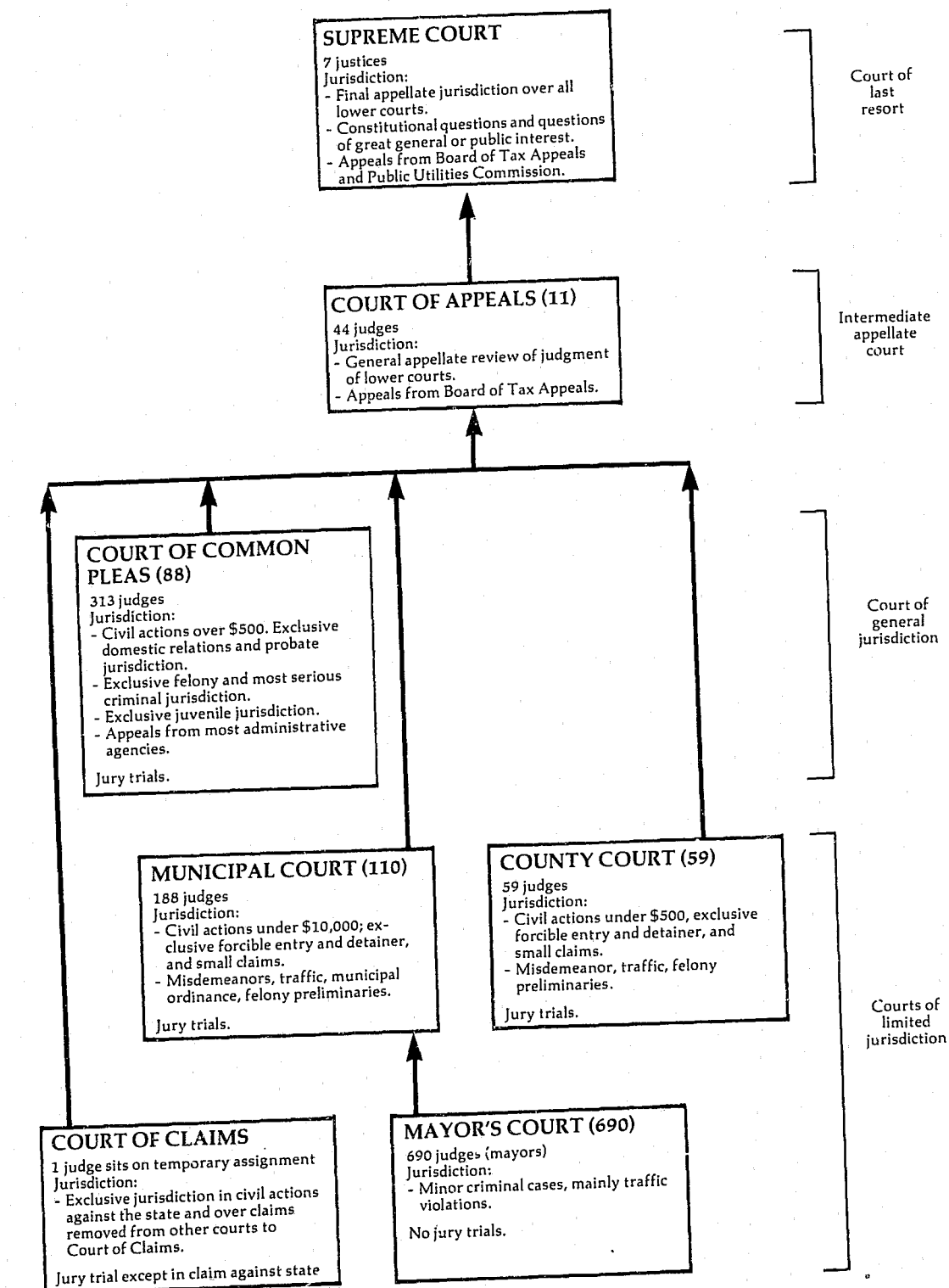
Grand total filing figure does not include traffic cases. Traffic cases are included in the disposed figure.

Source: North Dakota Judicial Council, Annual Report, 1977 (Bismarck, North Dakota). Statistics are from the annual report except that totals have been computed where necessary.

CONTINUED

4 OF 5

OHIO COURT SYSTEM, 1977



OHIO SUPREME COURT Court of last resort 7 Justices January 1, 1977 to December 31, 1977

	Beginning pending	Filed	Disposed	End pending
Cases:				
Appeals:				
Pursuant to allowance	N/A	(111) ^e	59	N/A
Originating in Court of Appeals	N/A	59	65	N/A
Conflict	N/A	16	6	N/A
Capital punishment	N/A	19	9	N/A
Appeal of administrative agency case:				
Tax	N/A	19	25	N/A
P.U.C.O.	N/A	27	25	N/A
Total	N/A	46	50	N/A
Total appeals	N/A	140 (111) ^e	189	N/A
Other cases:				
Original proceedings:				
Original jurisdiction:				
Habeas corpus	N/A	37	30	N/A
Other original actions	N/A	102	100	N/A
Power sitting committee	N/A	0	1	N/A
Total	N/A	139	131	N/A
Disciplinary	N/A	16	31	N/A
Total	N/A	155	162	N/A
Requests to appeal:				
Motion for leave to appeal	N/A	520	487 (39) ^e	N/A
Motion to certify	N/A	701	656 (72) ^e	N/A
Total	N/A	1,221	1,143 (111) ^e	N/A
Total other cases	N/A	1,376	1,305 (111) ^e	N/A
Total cases	N/A	1,516 (111) ^e	1,494 (111) ^e	N/A

Boldface headings indicate the classifications used by the NCSP.

N/A - This case type is handled by the court, but the data are unavailable.

^eCases not included in the total to avoid double counting:

Motions to certify and motions for leave to appeal that have been granted are not counted as disposed until the appeal is disposed; a filing is not counted for the resulting appeal. These granted motions are the numbers appearing in parentheses.

Source: Office of the Administrative Director, *Ohio Courts Summary 1977* (Columbus, Ohio). Statistics are from the annual report except that totals have been computed where necessary.

OHIO COURT OF APPEALS Intermediate appellate court 11 districts, 44 judges January 1, 1977 to December 31, 1977

	Beginning pending	Filed	Disposed	End pending
Cases:				
Appeals:				
Civil	2,481	4,539	4,407	3,414 ^e
Criminal	1,847	2,751	2,776	2,322 ^e
Total appeals	4,328	7,290	7,183	5,736 ^e
Other cases:				
Original proceedings:				
Original jurisdiction:				
Miscellaneous ^J	263	702	746	241 ^e
Total other cases	263	702	746	241 ^e
Total cases	4,591	7,992	7,929	5,977 ^e

Manner of disposition

	Criminal appeals	Civil appeals	Miscellaneous	Total
Full opinion	1,294	2,045	299	3,638
Per curiam	753	765	181	1,699
Dismissal	729	1,597	266	2,592

Boldface headings indicate the classifications used by the NCSP.

^eChange in pending does not equal the difference between filings and dispositions:

Figures are as given in the annual report.

^JExplanation of data included in the category:

Miscellaneous cases include habeas corpus, original actions, appeals of administrative agency cases, and appeals from the Court of Claims.

Source: Office of the Administrative Director, *Ohio Courts Summary 1977* (Columbus, Ohio). Statistics are from the annual report except that totals have been computed where necessary.

OHIO COURT OF COMMON PLEAS
Court of general jurisdiction
88 counties, 313 judges
January 1, 1977 to December 31, 1977

	Beginning pending	Filed	Disposed	End pending
Civil^d:				
Tort:				
Personal injury	23,373 ^f	20,800	20,815	23,358
Wrongful death	N/A	557	650	N/A
Total	23,373 ^f	21,357	21,465	23,358 ⁱ
Domestic relations:				
Adoption	N/A	6,595	5,443	N/A
Other domestic relations:				
Domestic relations	25,572 ^f	84,095	83,001	26,666
Birth records	N/A	3,278	3,272	N/A
Total	25,572 ^f	87,373	86,273	26,666 ⁱ
Total	25,572 ^f	93,968	91,716	26,666 ⁱ
Estate:				
Probate/wills/intestate:				
Decedents' estates	43,816 ^f	62,282	61,865	44,338
Probate civil actions	3,136	6,275	5,758	3,632
Minor's settlement	N/A	1,534	1,474	N/A
Total	46,954 ^f	70,091	69,097	47,968 ⁱ
Guardianship/conservatorship/trusteeship:				
Guardianship and testamentary trusts	21,285 ^f	7,702	6,685	21,978
Total	68,239 ^f	77,793	75,782	69,946 ⁱ
Mental health:				
Mental illness and retardation	N/A	8,019	7,787	N/A
Appeal:				
Appeal of administrative agency case:				
Workmen's compensation	1,374 ^f	1,546	1,180	1,740
Appropriations	590 ^f	764	817	537
Total	1,964 ^f	2,310	1,997	2,277
Other civil:				
Name change	N/A	3,124	3,106	N/A
All other civil	31,830 ^f	43,018	43,409	31,439
Total	31,830 ^f	46,142	46,515	31,439 ⁱ
Total civil	150,978 ^f	249,589	245,262	153,684 ⁱ
Criminal^d:				
Felony:				
Criminal	6,880 ^f	30,835	31,135	6,580
Total criminal	6,880 ^f	30,835	31,135	6,580
Juvenile:				
Total juvenile	17,632	202,796	200,893	19,535
Grand total	175,490 ^f	483,220	477,290	179,798 ⁱ

Civil ^m	Trial ^d			Civil dispositions ^m			
	Jury	Non-jury	Total	Personal injury	Domestic relations	Agency appeal	All other civil
Personal injury	991	1,800	2,791	2,317	21,352	291	7,640
Domestic relations	---	9,753	9,753	9,634	---	676	10,263
Appeal:							
Appeal of administrative agency case	176	246	422	809	---	102	10,076
All other civil	513	9,273	9,786	1,350	---	154	2,187
Total	1,680	21,072	22,752	---	51,896	---	---
Criminal:							
Felony	1,990	2,390	4,380	3,914	---	352	3,457
Juvenile	---	12,596	12,596	---	---	---	---
Grand total	3,670	36,058	39,728	---	---	---	---

Criminal dispositions	Age of pending cases		
	Over 6 months	Over 12 months	Over 24 months
Guilty plea	17,502	N/A	2,202
Dismissed with prejudice	438	N/A	458
By unavailability	1,675	N/A	N/A
Transfer	1,298	N/A	N/A
Nolle pros	3,837	N/A	N/A
Pretrial	2,005	N/A	N/A

Boldface headings indicate the classifications used by the NCSP.
N/A - This case type is handled by the court, but the data are unavailable.
- - - Not applicable.

- ^dCase definition or unit of count:
A civil case is counted with the filing of a petition or complaint.
The criminal case unit of count is the number of defendants on the information or indictment.
A jury trial is counted when the jury is sworn.
A non-jury trial is counted when the first witness is sworn.
- ^fBeginning pending figures for the 1977 court year do not equal the end pending figures for the 1976 court year:
Figures are as given in the annual report.
- ^gChange in pending does not equal the difference between filings and dispositions:
Figures are as given in the annual report.
- ⁱData are not complete:
Pending data were not reported for all civil categories. Only those reported are included in the total.
- ^mCategories for disposition type or trial data:
Civil trial and disposition data include personal injury, domestic relations, appeal of administrative agency case, and all other civil cases only.

Source: Office of the Administrative Director, Ohio Courts Summary 1977 (Columbus, Ohio). Statistics are from the annual report except that totals have been computed where necessary.

OHIO COUNTY COURT
Court of limited jurisdiction
59 courts, 59 judges
January 1, 1977 to December 31, 1977

	Beginning pending	Filed ^j	Disposed	End pending
Civil^d:				
Tort:				
Personal injury and property damage	119 ^f	181	186	115 ^g
Contract	1,116 ^f	3,524	3,456	1,183 ^g
Small claims	1,546 ^f	12,922	12,587	1,879 ^g
Real property rights:				
Forcible entry and detainer	564 ^f	2,036	1,772	828
Other civil	905 ^f	1,849	1,840	914
Total civil	4,250 ^f	20,512	19,841	4,919 ^g
Criminal^d:				
Misdemeanor				
Preliminary hearing:	2,634 ^f	23,051	23,043	2,646 ^g
Felony	701 ^f	3,688	3,774	615
Total criminal	3,335 ^f	26,739	26,817	3,261 ^g
Traffic:				
DWI/DUI:				
Operating a motor vehicle while intoxicated	2,484 ^f	12,033	13,023	1,490 ^g
Other traffic violation:				
Traffic	4,777 ^f	156,341	156,379	4,739
Total traffic	7,261 ^f	168,374	169,402	6,229 ^g
Grand total	14,846 ^f	215,625	216,060	14,409 ^g

Civil ^m	Trial ^d		
	Jury	Non-jury	Total
Tort	1	33	34
Contract	2	129	131
Real property rights	0	133	133
Other civil	1	183	184
Total	4	478	482
Criminal:			
Misdemeanor	120	1,679	1,799
Traffic:			
DWI/DUI	190	1,166	1,356
Other traffic violation	32	2,243	2,275
Total	222	3,409	3,631
Grand total	346	5,566	5,912

Civil dispositions	Trial ^d			Civil dispositions ^m		
	Tort	Contract	Small claims	Personal injury	Domestic relations	All other civil
Pretrial	5	7	---	2,317	21,352	291
Dismissal for want of prosecution	11	110	628	9,634	---	676
Other dismissals	47	443	2,996	809	---	102
Transfer	2	10	39	1,350	---	154
Default hearing by judge	87	2,744	8,873	---	51,896	---
Default hearing by referee	0	11	51	3,914	---	352

Criminal dispositions	Trial ^d			Civil dispositions ^m		
	Misdemeanor	Preliminary hearing	Total	Personal injury	Domestic relations	All other civil
Plea	10,032	---	10,032	---	---	---
Pretrial	345	---	345	---	---	---
Dismissal for want of prosecution	1,407	195	1,602	---	---	---
Other dismissals	3,387	779	4,166	---	---	---
Transfer	60	---	60	---	---	---
Violations Bureau	4,044	---	4,044	---	---	---
Preliminary hearing--bound over	---	2,037	2,037	---	---	---
Waiver of preliminary hearing--bound over	---	---	---	---	---	---
Unavailability of accused	1,969	487	2,456	---	---	---

(continued on next page)

Ohio County Court (continued)

	Age of pending cases			
	Over 1 month	Over 6 months	Over 12 months	Over 24 months
Civil:				
Tort	N/A	N/A	N/A	11
Contracts	N/A	N/A	154	(n)
Small claims	N/A	100	(n)	(n)
Real property rights	N/A	N/A	2	(n)
Other civil	N/A	N/A	23	(n)
Criminal:				
Misdemeanor	N/A	186	(n)	(n)
Preliminary hearing	123	(n)	(n)	(n)
Traffic:				
DWI/DUI	N/A	204	(n)	(n)
Other traffic violation	N/A	184	(n)	(n)

Boldface headings indicate the classifications used by the NCSP.
 N/A = This case type is handled by the court, but the data are unavailable.
 -- = Not applicable.

^dCase definition or unit of count:

A civil case is counted with the filing of a petition or complaint.
 The criminal case unit of count is the number of defendants on the information or indictment.
 A jury trial is counted when the jury is sworn.
 A non-jury trial is counted when the first witness is sworn. Hearings by administrative judges and referees are not included as non-jury trials.

^fBeginning pending figure for the 1977 court year does not equal the end pending figure for the 1976 court year:
 Figures are as given in the annual report.

^eChange in pending does not equal the difference between filings and dispositions:
 Figures are as given in the annual report.

^jExplanation of data included in the category:
 Filed figures include both reactivated cases and original filings.

^mCategories for disposition type or trial data:
 Civil trials do not include 8,873 hearings by judge in small claims cases.

ⁿTime interval or age of pending data:
 Contracts, real property rights, and other civil cases pending over 24 months are included with those pending over 12 months.
 Small claims, misdemeanor, and traffic cases pending over 12 months, and over 24 months are included with those pending over 6 months.
 Preliminary hearing cases pending over 6 months, over 12 months, and over 24 months are included with those pending over 1 month.

Source: Office of the Administrative Director, Ohio Courts Summary 1977 (Columbus, Ohio). Statistics are from the annual report except that totals have been computed where necessary.

OHIO MUNICIPAL COURT
 Court of limited jurisdiction
 110 courts, 188 judges
 January 1, 1977 to December 31, 1977

	Beginning pending	Filed ^j	Disposed	End pending
Civil:				
Tort:				
Personal injury and property damage	8,810 ^f	16,881	16,999	8,692
Contract	47,816 ^f	158,297	156,458	49,656 ^g
Small claims	10,488 ^f	73,858	72,421	11,924 ^g
Real property rights:				
Forcible entry and detainer	10,634 ^f	47,770	47,818	10,586
Other civil	7,206 ^f	16,524	16,854	6,884 ^g
Total civil	84,954^f	313,330	310,550	87,742^g
Criminal:				
Misdemeanor	24,710 ^f	229,545	232,623	21,629 ^g
Preliminary hearing:				
Felony	3,222 ^f	36,678	36,866	3,034
Total criminal	27,932^f	266,223	269,489	24,663^g
Traffic:				
DWI/DUI:				
Operating a motor vehicle while intoxicated	7,623 ^f	52,743	51,650	8,716
Other traffic violation:				
Traffic	36,575 ^f	1,097,761	1,094,520	39,819 ^g
Total traffic	44,198^f	1,150,504	1,146,170	48,535^g
Grand total	157,084^f	1,730,057	1,726,209	160,940^g

(continued on next page)

Ohio Municipal Court (continued)

	Trial ^d		
	Jury	Non-jury	Total
Civil: ^m			
Tort	130	1,340	1,470
Contract	125	4,461	4,586
Real property rights	23	864	887
Other civil	48	1,029	1,077
Total	326	7,694	8,020
Criminal:			
Misdemeanor	823	14,453	15,276
Traffic:			
DWI/DUI	756	3,549	4,305
Other traffic violation	183	15,467	15,650
Total	939	19,016	19,955
Grand total	2,088	41,163	43,251

Civil dispositions

	Tort	Contract	Small claims	Real property rights	Other civil	Total
Pretrial	1,024	3,566	321	321	468	5,379
Dismissal for want of prosecution	1,229	9,791	4,403	6,503	644	22,570
Other dismissals	5,292	30,794	18,398	12,031	4,441	70,956
Transfer	292	651	835	111	109	1,998
Default hearing by judge	5,580	82,634	17,234	13,964	9,161	128,573
Default hearing by referee	2,112	24,436	31,551	14,001	954	73,054

Criminal dispositions

	Misdemeanor	Preliminary hearing	Total	Guilty, no contest plea	DWI/DUI	Other traffic violation	Total
Guilty, no contest plea	120,135	--	120,135	37,351	419,056	456,407	
Pretrial	8,869	--	8,869	2,171	3,363	5,534	
Dismissal for want of prosecution	5,835	1,582	7,417	540	3,627	4,167	
Other dismissals	33,408	9,629	43,037	2,244	32,543	34,787	
Transfer	905	--	905	353	531	884	
Violations Bureau	13,918	--	13,918	--	517,632	517,632	
Preliminary hearing--bound over ...	--	12,368	12,368	4,686	102,118	106,804	
Waiver of preliminary hearing, bound over	--	10,044	10,044	--	--	--	
Unavailability of accused	34,277	3,243	37,520	--	--	--	

Traffic dispositions

Age of pending cases

	Age of pending cases			
	Over 1 month	Over 6 months	Over 12 months	Over 24 months
Civil:				
Tort	N/A	N/A	N/A	308
Contract, forcible entry and detainer, and other civil	N/A	N/A	3,156	(n)
Small claims	N/A	1,627	(n)	(n)
Real property rights	N/A	N/A	396	(n)
Other civil	N/A	N/A	460	(n)
Criminal:				
Misdemeanor	N/A	473	(n)	(n)
Preliminary hearing	367	(n)	(n)	(n)
Traffic:				
DWI/DUI	N/A	105	(n)	(n)
Other traffic violations	N/A	842	(n)	(n)

Boldface headings indicate the classifications used by the NCSP.
 N/A = This case type is handled by the court, but the data are unavailable.
 -- = Not applicable.

^dCase definition or unit of count:

A civil case is counted with the filing of a petition or complaint.
 The criminal case unit of count is the number of defendants on the information or indictment.
 A jury trial is counted when the jury is sworn.
 A non-jury trial is counted when the first witness is sworn. Hearings by administrative judges and referees are not included as non-jury trials.

^fBeginning pending figure for the 1977 court year does not equal the end pending figure for the 1976 court year:
 Figures are as given in the annual report.

^eChange in pending does not equal the difference between filings and dispositions:
 Figures are as given in the annual report.

^jExplanation of data included in the category:
 Filed figures include both reactivated cases and original filings.

^mCategories for disposition type or trial data:
 Civil trials do not include 17,234 hearings by judge in small claims cases.

ⁿTime interval or age of pending data:
 Contracts, real property rights, and other civil cases pending over 24 months are included with those pending over 12 months.
 Small claims, misdemeanor, and traffic cases pending over 12 months and over 24 months are included with those pending over 6 months.
 Preliminary hearing cases pending over 6 months, over 12 months, and over 24 months are included with those pending over 1 month.

Source: Office of the Administrative Director, Ohio Courts Summary 1977 (Columbus, Ohio). Statistics are from the annual report except that totals have been computed where necessary.

OHIO COURT OF CLAIMS^a
 Court of limited jurisdiction
 1 court, 1 judge sits on temporary assignment
 January 1, 1977 to December 31, 1977

	Beginning pending	Filed	Disposed	End pending
Civil^d:				
Appeal:				
Appeal of administrative agency case:				
Administrative	220	413 ^k	289	344
Judicial	278	317 ^k	298	297
Victims of crimes ^h	5	1,229	676 ^h	558
Total	<u>503</u>	<u>1,959</u>	<u>1,263</u>	<u>1,199</u>
Total civil	503	1,959	1,263	1,199
Grand total	503	1,959	1,263	1,199

	Trial ^d			Civil dispositions	
	Jury	Non-jury	Total		
Civil	0	54	54	Settlement	122
				Administrative determination	225
				Dismissal	186
				Claims awarded (victim of crime)	369
				Claims denied (victim of crime)	351

Boldface headings indicate the classifications used by the NCSP.

^aCourt jurisdiction:
 All cases where the amount of the claim exceeds \$1,000 must be determined by a judge. Where the amount of the claim is between \$100.01 and \$999.99, the claim is determined by a judge unless a waiver is filed. All claims from \$0.00 to \$100.00 and all claims between \$100.01 and \$999.99 where the right to trial has been waived are administratively determined by the clerk or deputy clerk of the Court of Claims.
 Jurisdiction over victims of crime cases was given to the court as of December 28, 1976.

^dCase definition or unit of count:
 A civil case is counted with the filing of a petition or complaint.
 A jury trial is counted when the jury is sworn.
 A non-jury trial is counted when the first witness is sworn.

^hFigure was computed:
 Victims of crime cases disposed figure was calculated from filings and pending data.

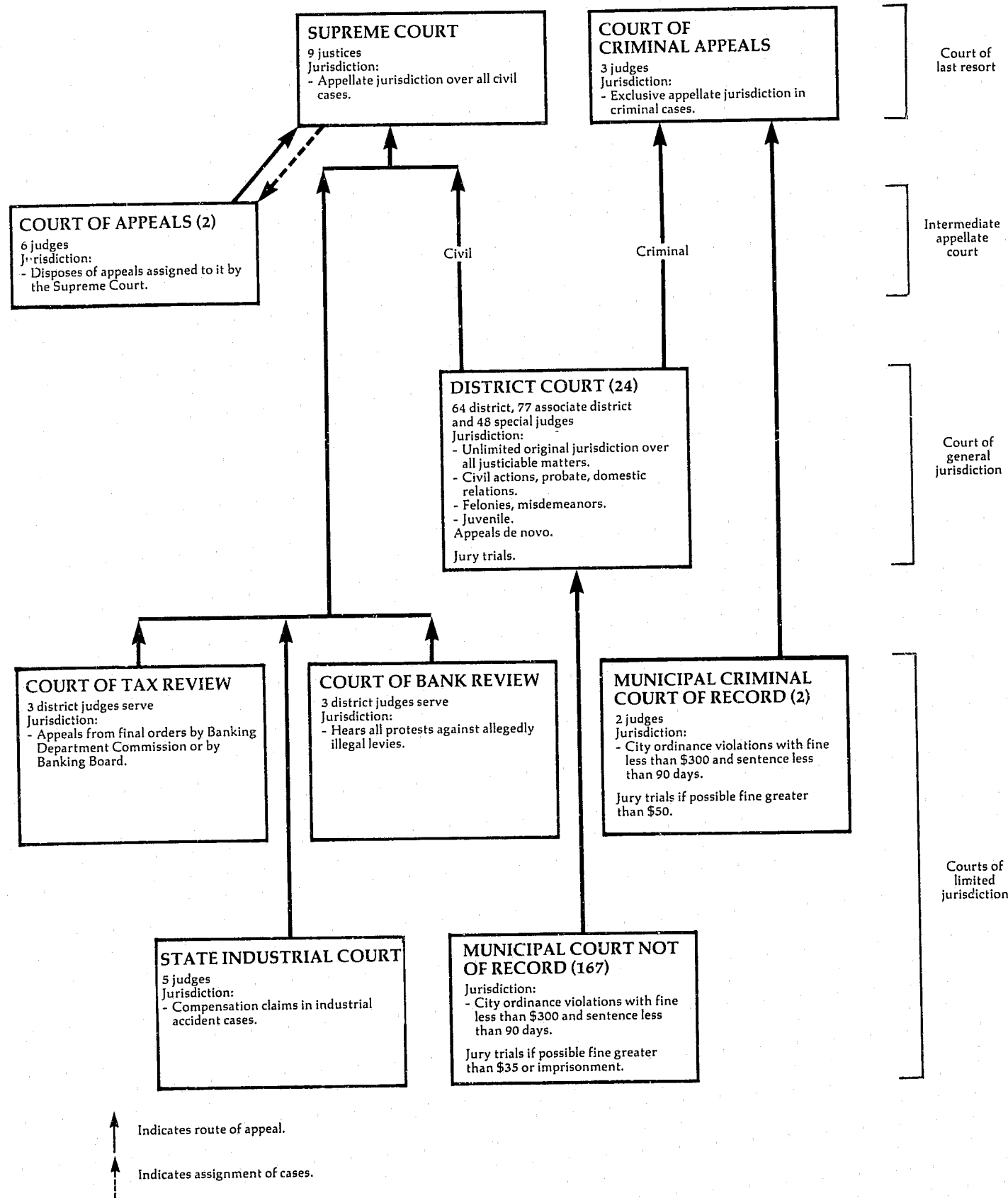
^kAddition information:
 Filings include reinstated cases.

Source: Office of the Administrative Director, Ohio Courts Summary 1977 (Columbus, Ohio). Statistics are from the annual report except that totals have been computed where necessary.

OHIO MAYORS' COURT
 Court of limited jurisdiction
 690 courts, 690 judges
 January 1, 1977 to December 31, 1977

There were no data available for cases handled in the Mayors' Court for 1977.

OKLAHOMA COURT SYSTEM, 1977



OKLAHOMA SUPREME COURT^a Court of last resort 9 Justices January 1, 1977 to December 31, 1977

	Beginning pending	Filed	Disposed	End pending
Cases:				
Appeals:				
Civil	X	731 (39) ^e	783	X
Total appeals	X	731 (39) ^e	783	X
Other cases:				
Original proceedings	X	197	149	X
Requests to appeal:				
Civil:				
Certiorari	X	181	149 (39) ^e	X
Total other cases ^d	X	378	298 (39) ^e	X
Total cases^j	1,310	1,109 (39)^e	1,081 (39)^e	1,346^k
Disposition of requests for certiorari				
Writ granted		39		
Writ denied		146		
Status of pending cases (12/31/77)				
Cases at issue but not assigned			91	

Boldface headings indicate the classifications used by the NCSF.
X = The data for this case type are known to be included in the total but were not available by category.

^aCourt jurisdiction:

The Supreme Court is the court of last resort for civil cases.

^cCases not included in the total to avoid double counting:

Petitions for certiorari that have been granted are not counted as disposed until the appeal is disposed; a filing is not counted for the resulting appeal. These granted petitions are the numbers appearing in parentheses.

^dChange in pending does not equal the difference between filings and dispositions:

Figures are as given in the annual report.

^jExplanation of data included in the category:

Civil appeals are originally filed in the Supreme Court. The Supreme Court then assigns some of these cases to the Court of Appeals for disposition. Therefore, cases assigned, disposed, and pending in the Court of Appeals have been deducted from the Supreme Court's appeals category and utilized as caseload figures for the Court of Appeals.

Source: Administrative Director of the Courts, Report on the Judiciary 1977 (Oklahoma City, Oklahoma). Statistics are from the annual report except that totals have been computed where necessary.

OKLAHOMA COURT OF CRIMINAL APPEALS^a
Court of last resort
3 Judges
January 1, 1977 to December 31, 1977

	Beginning pending	Filed	Disposed	End pending
Cases:				
Appeals:				
Criminal	X	X	360	X
Postconviction remedy:				
Postconviction	X	X	130	X
Juvenile	X	X	33	X
Total appeals	X	X	523	X
Other cases:				
Original proceedings:				
Original jurisdiction:				
Habeas corpus	X	X	89	X
Mandamus	X	X	121	X
Prohibition	X	X	42	X
Total	X	X	252	X
Advisory opinions:				
Reserved question of law	X	X	15	X
Total	X	X	267	X
Requests to appeal:				
Criminal:				
Certiorari	X	X	25	X
Postconviction remedy:				
Postconviction	X	X	5	X
Total	X	X	30	X
Sentence review only:				
Review of suspended sentence	X	X	11	X
Total other cases	X	X	308	X
Total cases	336	893	831	398

Disposition of cases

	Opinion	Order	Total
Affirmed	281	7	288
Affirming denial	1	104	105
Modified and affirmed	49	1	50
Reversed	45	12	57
Dismissed	4	161	165
Granted	11	58	69
Denied	3	94	97
Total	394	437	831

Boldface headings indicate the classifications used by the NCSP.

X - The data for this case type are known to be included in the total but were not available by category.

^aCourt jurisdiction:

The Court of Criminal Appeals has exclusive appellate jurisdiction in criminal cases. It is the court of last resort for criminal cases.

Source: Administrative Director of the Courts, Report on the Judiciary 1977 (Oklahoma City, Oklahoma). Statistics are from the annual report except that totals have been computed where necessary.

OKLAHOMA COURT OF APPEALS^a
Intermediate appellate court
2 divisions, 6 Judges
January 1, 1977 to December 31, 1977

	Beginning pending	Filed	Disposed	End pending
Cases:				
Appeals:				
Civil ^b	163 ^b	353	387	129 ^b
Total appeals	163 ^b	353	387	129 ^b
Total cases	163^b	353	387	129^b

Boldface headings indicate the classifications used by the NCSP.

^aCourt jurisdiction:

Cases are assigned to the Court of Appeals by the Supreme Court. The Court of Appeals hears only civil cases assigned to it and has no original jurisdiction.

^bFigure was computed:

Beginning pending figure was computed on the assumption that there were no pending cases in the Court of Appeals prior to 1971, when the court officially originated.

End pending figure was computed from filings, dispositions, and beginning pending figures.

Source: Administrative Director of the Courts, Report on the Judiciary 1977 (Oklahoma City, Oklahoma). Statistics are from the annual report except that totals have been computed where necessary.

OKLAHOMA DISTRICT COURT
Court of general jurisdiction
24 districts; 64 district, 77 associate, and 48 special judges
January 1, 1977 to December 31, 1977

	Beginning pending	Filed	Disposed	End pending
Civil^d:				
Tort:				
Auto tort	5,118 ^f	4,162	3,805	5,475
Other tort	3,184 ^f	2,737	2,249	3,672
Total	8,302 ^f	6,899	6,054	9,147
Contract	24,733^f	20,576	13,996	31,313
Small claims:				
Possession of personal property	1,416 ^f	2,063	2,072	1,407
Possession of real property	1,722 ^f	5,960	5,430	2,252
Small claims	55,301 ^f	65,291	51,963	68,629
Total	58,439 ^f	73,314	59,465	72,288
Real property rights:				
Lien or mortgage foreclosure	3,148 ^f	3,052	2,764	3,436
Real property	3,013 ^f	4,966	4,477	3,502
Approval of conveyance of Indian lands	17	458	417	58
Total	6,178 ^f	8,476	7,658	6,996
Domestic relations:				
Marriage dissolution:				
Divorce	18,662 ^f	31,885	29,155	21,392
Separate maintenance	674 ^f	532	372	834
Annulment	203 ^f	345	334	214
Total	19,539 ^f	32,762	29,861	22,440
Support/custody:				
Reciprocal support--incoming	2,630 ^f	2,305	1,226	3,709
Reciprocal support--outgoing	1,114 ^f	918	742	1,290
Total	3,744 ^f	3,223	1,968	4,999
Adoption	928 ^f	2,757	2,552	1,133
Other domestic relations:				
Paternity proceedings	198 ^f	40	38	200
Total	24,409 ^f	38,782	34,419	28,772
Estate:				
Probate/wills/intestate:				
Administration of estates and probate proper	12,719 ^f	8,770	7,651	13,838
Determination of death of joint or life tenant	481 ^f	3,031	2,924	588
Other probate	110 ^f	98	143	65
Total	13,310 ^f	11,899	10,718	14,491
Guardianship/conservatorship/trusteeship:				
Guardianship and conservatorship	3,362 ^f	1,644	1,225	3,781
Total	16,672 ^f	13,543	11,943	18,272
Mental health	953^f	2,531	2,392	1,092
Appeal:				
Appeal of administrative agency case:				
Appeals from administrative tribunals	581 ^f	989	958	612
Extraordinary writ:				
Injunction, quo warranto, mandamus, habeas corpus	1,411 ^f	1,495	1,230	1,676
Other civil	7,330 ^f	5,801	5,305	7,826
Total civil	149,008^f	172,406	143,420	177,994
Criminal^d:				
Felony:				
Crime against person	3,174 ^f	4,088	3,920	3,342
Crime against property	9,622 ^f	9,118	8,513	10,227
Other felony	5,479 ^f	7,613	5,741	7,351
Total	18,275 ^f	20,819	18,174	20,920
Misdemeanor:				
Other misdemeanors	15,455 ^f	37,456	34,386 ^l	18,529
Appeal:				
Appeals from city-funded courts	832 ^f	636	416	1,052
Postconviction remedy:				
Felony postconviction appeals	N/A	378	268	N/A
Total criminal^d	34,562^f	59,289	53,244	40,501^l
Traffic:				
DWI/DUI:				
Driving while intoxicated	5,233 ^f	11,417	9,890	6,760
Other traffic violation:				
Traffic	35,813 ^f	174,754	169,924	40,643
Total traffic	41,046^f	186,171	179,814	47,403
Juvenile:				
Criminal-type offense:				
Juvenile delinquency	2,950 ^f	4,680	4,357	3,273
Status offense:				
Child in need of supervision	1,315 ^f	1,586	1,631	1,270
Non-offense:				
Dependency and neglect	1,090 ^f	2,640	2,050	1,680
Total juvenile	5,355^f	8,906	8,038	6,223
Grand total^l	229,971^f	426,772	384,516	272,121^l

(continued on next page)

Oklahoma District Court (continued)

Trial or contest ^d			Civil dispositions ^m		Domestic relations	
	Jury	Non-jury	Total			Total
Civil ^m	938	22,279	23,217	On demurrer, abatement, or motion to dismiss ^m ...	--	5,412
Criminal and traffic:				On pretrial ^m	--	1,677
Felony	840	738	1,578	Without contest	2,476	83,386
Misdemeanor, appeal, and traffic	583	13,796	14,379	Dismissal by court or by parties ^m	6,689	6,689
Total	1,423	14,534	15,957	By decree or approved settlement	18,733	18,733
Juvenile	24	2,604	2,628	By Order or settlement ^m	761	761
Grand total	2,385	39,417	41,802			

Age of pending cases (12/31/77)				Criminal and traffic dispositions		
	0-12 months	12-24 months	Over 24 months		Misdemeanor, appeal, and traffic	Total
Civil	75,948	30,378	71,668	Guilty or nolo contendere plea	8,705	170,608
Criminal and traffic:				Dismissal by state	6,478	13,562
Felony	8,877	4,476	7,567	On demurrer, motion to quash, or dismissal by court	2,784	11,942
Misdemeanor, appeal, and traffic	35,973	12,977	18,032			
Total	44,850	17,453	25,599			
Juvenile	1,907	529	1,301			
Grand total	122,705	48,360	98,568			

Boldface headings indicate the classifications used by the NCSP.
 N/A - This case type is handled by the court, but the data are unavailable.
 -- = Not applicable.

^dCase definition or unit of count:
 A civil case is counted with the filing of a petition or complaint.
 The criminal case unit of count is the number of informations or indictments.
 A trial or contest is counted if tried to completion.

^fBeginning pending figure for the 1977 court year does not equal the end pending figure for the 1976 court year:
 Figures are as given in the annual report.

^lData are not complete:
 Total criminal and grand total pending figures do not include pending figures for postconviction remedy cases. This category is included in the filing and disposition totals.

^lSpecial source or revision in the data:
 Total other misdemeanors disposed figure was corrected by the state court administrative office during the process of data verification.

^mCategories for disposition type or trial data:
 Disposition type and trial data are not displayed for civil category breakdowns because complete data were not available from the Oklahoma and Tulsa County reports.
 On demurrer, abatement, or motion to dismiss, on pretrial, and jury trials are dispositions for tort, real property rights, contract, appeal of administrative agency case, extraordinary writs, and other civil cases only.
 Dismissal, decree or approved settlement, and by order or settlement are dispositions for domestic relations cases only.

Source: Administrative Director of the Courts, Report on the Judiciary 1977 (Oklahoma City, Oklahoma). Statistics are from the annual report except that totals have been computed where necessary, and corrections were made by the office of the administrative director of the courts during the data verification process.

OKLAHOMA STATE INDUSTRIAL COURT*
 Court of limited jurisdiction^m
 1 court, 5 judges
 January 1, 1977 to December 31, 1977

	Beginning pending	Filed	Disposed	End pending
Civil^d:				
Appeal:				
Appeal of administrative agency case	N/A	N/A	11,020	N/A
Total civil	N/A	N/A	11,020	N/A
Grand total	N/A	N/A	11,020	N/A

Boldface headings indicate the classifications used by the NCSP.
 N/A - This case type is handled by the court, but the data are unavailable.

^aCourt jurisdiction:
 The special jurisdiction is limited to injuries to an employee arising out of his employment.

^dCase definition or unit of count:
 A case for this court is a new claim or an ancillary proceeding to an existing claim.

^lAdditional information:
 After July 1, 1978, the name for this court will be the Worker's Compensation Court.

Source: Administrative Director of the Courts, Report on the Judiciary 1977 (Oklahoma City, Oklahoma). Statistics are from the annual report except that totals have been computed where necessary.

OKLAHOMA COURT OF BANK REVIEW
 Court of limited jurisdiction
 1 court, 3 district judges serve
 January 1, 1977 to December 31, 1977

	Beginning pending	Filed	Disposed	End pending
Civil^d:				
Appeal:				
Appeal of administrative agency case	8	5	6	7
Total civil	8	5	6	7
Grand total	8	5	6	7

Boldface headings indicate the classifications used by the NCSP.

^dCase definition or unit of count:
 A civil case is counted with the filing of a petition or complaint.

Source: Administrative Director of the Courts, Report on the Judiciary 1977 (Oklahoma City, Oklahoma). Statistics are from the annual report except that totals have been computed where necessary.

OKLAHOMA COURT OF TAX REVIEW
 Court of limited jurisdiction
 1 court, 3 district judges serve
 January 1, 1977 to December 31, 1977

	Beginning pending	Filed	Disposed	End pending
Civil^d:				
Appeal:				
Appeal of administrative agency case	0	1	1	0
Total civil	0	1	1	0
Grand total	0	1	1	0

Boldface headings indicate the classifications used by the NCSP.

^dCase definition or unit of count:
 A civil case is counted with the filing of a petition or complaint.

Source: Administrative Director of the Courts, Report on the Judiciary 1977 (Oklahoma City, Oklahoma). Statistics are from the annual report except that totals have been computed where necessary.

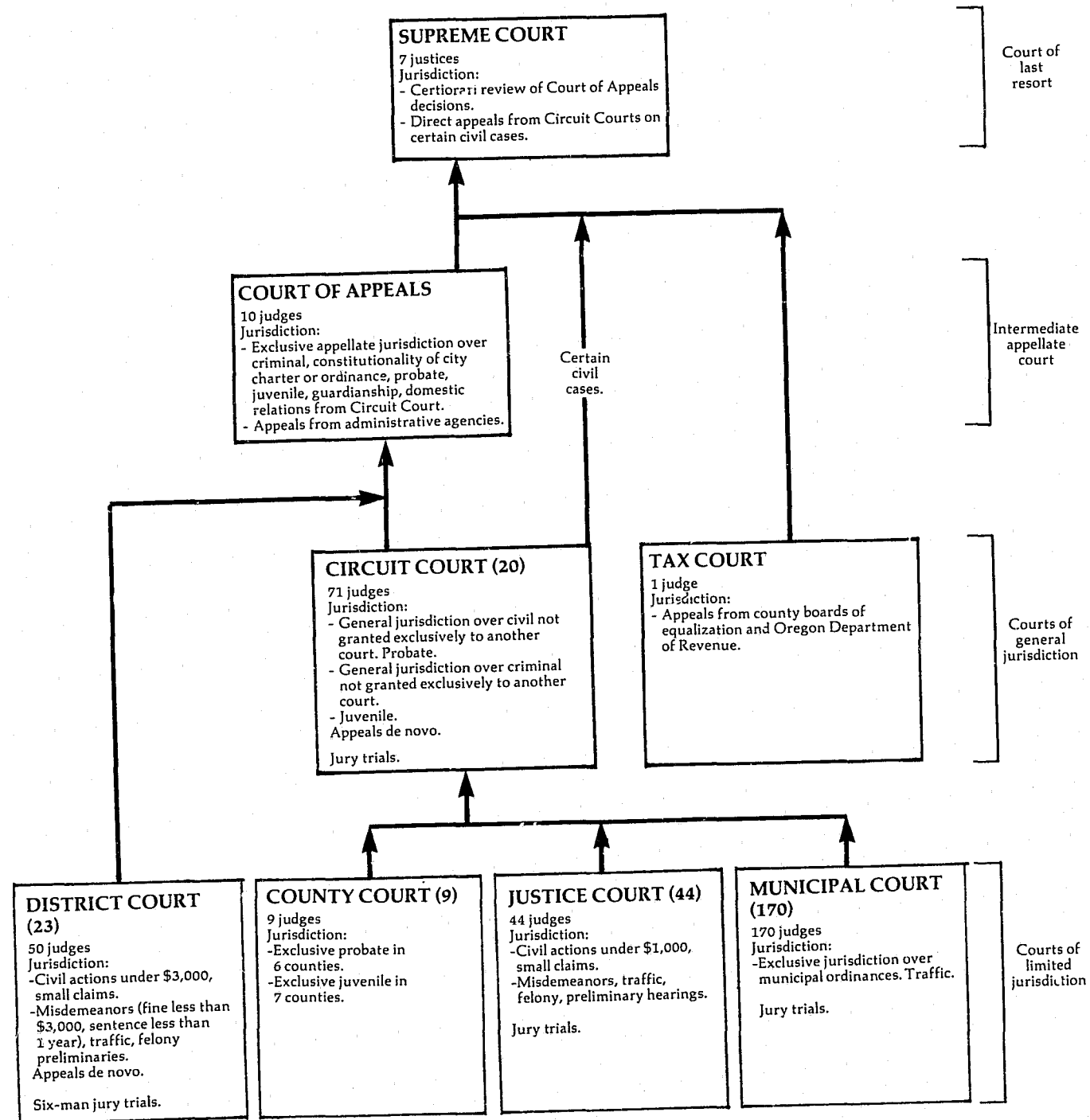
OKLAHOMA MUNICIPAL CRIMINAL COURT OF RECORD
 Court of limited jurisdiction
 2 courts, 2 judges
 January 1, 1977 to December 31, 1977

There were no data for cases handled in the Municipal Criminal Court of Record for 1977.

OKLAHOMA MUNICIPAL COURT NOT OF RECORD
 Court of limited jurisdiction
 167 courts
 January 1, 1977 to December 31, 1977

There were no data available for cases handled in the Municipal Court Not of Record for 1977.

OREGON COURT SYSTEM, 1977



↑ Indicates route of appeal.

OREGON SUPREME COURT Court of last resort 7 Justices^c January 1, 1977 to December 31, 1977

	Beginning pending	Filed	Disposed	End pending
Cases:				
Appeals:				
Appeals from Circuit Court	X	445 (39) ^e	X	X
Court of Appeals review allowed	X		X	X
Tax Court appeals	X	21	X	X
Total appeals	X	466 (39)^e	X	X
Other cases:				
Original proceedings:				
Original jurisdiction:				
Original proceedings	X	54	X	X
Bar proceedings	X	54	X	X
Total	X	108	X	X
Requests to appeal:				
Petitions for review:				
Civil	X	76	X (12) ^e	X
Criminal	X	152	X (18) ^e	X
Juvenile	X	9	X (0) ^e	X
Postconviction remedy:				
Postconviction and habeas corpus	X	11	X (0) ^e	X
Appeal of administrative agency case:				
Administrative agency review	X	35	X (6) ^e	X
Workers' compensation	X	23	X (3) ^e	X
Corrections disciplinary and parole board review	X	5	X (0) ^e	X
Total	X	63	X (9)^e	X
Total other cases	48	311	235 (39)^e	85
Total cases	395	885 (39)^e	812 (39)^e	468

Manner of disposition

Written opinion	322
Dismissed or otherwise disposed	255

Disposition of appeals

Affirmed	166
Reversed	113
Modified	29
Dismissed with opinion	6
Miscellaneous ^m	8

Time interval (average days)

Notice of appeal to date case at issue	203
Date case at issue to final decision	125
Notice of appeal to final decision	328

Status of pending cases (12/31/77)

Not at issue	268
At issue	41
Under advisement	74

Boldface headings indicate the classifications used by the NCSP.
 X = The data for this case type are known to be included in the total but were not available by category.

^cJudge information:
 There were 8.22 full-time equivalent justices for 1977.

^eCases not included in the total to avoid double counting:
 Petitions for review granted are not counted as dispositions until the appeal is disposed; the filing of the resulting appeal is not counted. These granted petitions are the numbers appearing in parentheses.

^mCategories for disposition type or trial data:
 Miscellaneous appeal dispositions include cases of mandamus, other original proceedings, and bar proceedings.

Source: Office of the State Court Administrator, 24th Annual Report Relating to Judicial Administration in the Courts of Oregon, 1977 (Salem, Oregon). Sources of case data are available. Statistics are from the annual report except that totals have been computed where necessary.

OREGON COURT OF APPEALS
Intermediate appellate court
10 judges^c
January 1, 1977 to December 31, 1977

Cases:	Beginning pending	Filed	Disposed	End pending
Appeals:				
Civil	X	504	X	X
Criminal	X	1,168	X	X
Appeal of administrative agency case:				
Workmen's compensation	X	145	X	X
Administrative agency review	X	189	X	X
Corrections disciplinary review	X	269	X	X
Parole board review	X	21	X	X
Total	X	624	X	X
Postconviction remedy:				
Postconvictions and habeas corpus	X	52	X	X
Total appeals	730	2,348	2,054	1,024
Total cases	730	2,348	2,054	1,024

Manner of disposition	Disposition of appeals ^m
Decision by opinion ⁿ 744	Affirmed 1,205
Bench decisions 620	Reversed 232
Memorandum decision 56	Modified 60
Dismissed/transferred 540	Dismissed on merits 14
Consolidation 94	Miscellaneous 3

Time interval (average days)	Civil	Criminal	Total	Status of pending cases (12/31/77)
Notice of appeal to date case at issue	X	X	124	Not at issue 766
Date case at issue to final decision	X	X	53	At issue 116
Notice of appeal to final decision	182	169	177	Under advisement 142

Boldface headings indicate the classifications used by the NCSP.
X = The data for this case type are known to be included in the total but were not available by category.

^cJudge information:
There were 7.34 full time equivalent judges for 1977.

^mInformation on disposition type or trial data:
Decisions by opinion include per curiam as well as signed opinions.
Beginning with the 1977 data, this analysis includes cases closed by consolidation.

Source: Office of the State Court Administrator, 24th Annual Report Relating to Judicial Administration in the Courts of Oregon, 1977 (Salem, Oregon). Sources of case data are available. Statistics are from the annual report except that totals have been computed where necessary.

OREGON CIRCUIT COURT
Court of general jurisdiction
20 circuits, 71 judges^c
January 1, 1977 to December 31, 1977

Cases:	Beginning pending	Filed	Disposed	End pending
Civil^d:				
Law	X	X	X	X
Equity	X	X	X	X
Domestic relations:				
Marriage dissolution:				
Dissolution	X	24,139	23,759	X
Adoption	N/A	1,845	N/A	N/A
Total	X	25,984	23,759 ^f	X
Estate:				
Probate/wills/intestate:				
Decedents' estates	6,440 ^l	4,648	4,591 ^h	6,497
Guardianship/conservatorship/trusteeship:				
Guardianship and conservatorship	7,713	1,733	1,496	7,950
Total	14,153	6,381	6,087	14,447
Mental health:				
Mental competency	N/A	3,404	N/A	N/A
Total civil ⁱ	42,170 ^d	53,116	49,401 ^d	42,484 ⁱ
Criminal^d:				
Felony:				
Criminal	4,719 ^{fh}	14,174	14,119	4,774
Total criminal	4,719 ^{fh}	14,174	14,119	4,774
Juvenile^d:				
Total juvenile	N/A	14,430	N/A	N/A
Grand total	46,889 ^{fi}	81,720	63,520 ^d	47,258 ⁱ

Trial ^d	Time interval (average days)		
	Jury	Non-jury	Total
Civil ^m	1,147	3,373	4,520
Criminal (felony)	921	629	1,550
Total	2,068	4,002	6,070

Age of pending cases	Civil ⁿ	Probate/wills/intestate	Criminal (felony)
Under 6 months	15,742	N/A	3,628
6+ to 12 months	6,848	N/A	498
12+ to 24 months	4,385	N/A	460
Over 24 months	1,062	N/A	188
Over 36 months	(n)	519	(n)

Boldface headings indicate the classifications used by the NCSP.

N/A = This case type is handled by the court, but the data are unavailable.

X = The data for this case type are known to be included in the total but were not available by category.

^cJudge information:
There were 70.3 full-time equivalent judges for 1977.

^dCase definition or unit of count:
A civil case is counted with the filing of a petition or complaint.
The criminal case unit of count is the case number assigned at arraignment.
A juvenile case is counted with the filing of a petition.
A jury trial is counted when the jury is sworn.
A non-jury trial is counted when the first witness is sworn.

^fBeginning pending figure for the 1977 court year does not equal the end pending figure for the 1976 court year:
Figures are as calculated from data given in the annual report.

^hFigure was computed:
Disposed figure for decedents' estates was computed from filing and pending data.
Beginning pending figure for criminal and total criminal was computed from filing, disposition, and end pending data.

ⁱData are not complete:
Domestic relations dispositions do not include adoption cases. Filings include all categories.
Total civil pending and disposition figures do not include adoption or mental health cases. Filings include all categories.
Grand total disposition and pending figures do not include adoption, mental health, or juvenile cases. Filings include all categories.

^lSpecial source or revision in the data:
Beginning pending figure for probate/wills/intestate cases was taken from Oregon's 1976 annual report.

^mInformation on disposition type or trial data:
Civil trials only include trials for law, equity, and marriage dissolution cases.

ⁿInformation on time interval or age of pending data:
Civil age of pending data only include law and equity cases.
The number of civil and criminal cases pending over 36 months are included in the over 25 months category and were not available separately.

Source: Office of the State Court Administrator, 23rd, 24th Annual Report Relating to Judicial Administration in the Courts of Oregon, 1976, 1977 (Salem, Oregon). Statistics are from the annual report except that totals have been computed where necessary.

OREGON TAX COURT
Court of general jurisdiction^a
1 Judge
January 1, 1977 to December 31, 1977

	Beginning pending	Filed	Disposed	End pending
Civil^d:				
Appeal:			92	85
Appeal of administrative agency case:		91	120	40
Regular Division	86	57	212	125
Small Claims Division	103	148		
Total	189	148	212	125
Total civil	189	148	212	125
Grand total	189	148	212	125

Civil dispositions

	Regular Division	Small Claims Division	Total
On the merits	68	93	161
Dismissed or settled	24	27	51
Total	92	120	212

Time interval (median months)

Age of cases terminated:	9.0
Regular Division	9.0
Small Claims Division	14.0

Boldface headings indicate the classifications used by the NCSP.

^aCourt jurisdiction: Data from the Oregon Tax Court are included in the general jurisdiction charts because ORS 305.405 designates the Tax Court as a court of general jurisdiction within the substantive areas defined by ORS 305.410.

^dCase definition or unit of count: A civil case is counted with the filing of a petition or complaint.

Source: Office of the State Court Administrator, 24th Annual Report Relating to Judicial Administration in the Courts of Oregon, 1977 (Salem, Oregon). Statistics are from the annual report except that totals have been computed where necessary.

OREGON DISTRICT COURT
Court of limited jurisdiction
23 counties, 50 judges
January 1, 1977 to December 31, 1977

	Beginning pending	Filed	Disposed	End pending
Civil^d:				
Law:		27,000	25,801	10,513
Civil	9,314 ^h	39,119	38,557	9,963
Small claims	9,401 ^h			
Estate:		103	88 ^h	143
Probate/wills/intestate:	128			
Decedents' estates		29	117	236
Guardianship/conservatorship/trusteeship:	222	43	117	379
Guardianship/conservatorship	350	146		
Total	19,065 ^f	66,265	64,475	20,855
Total civil	19,065 ^f	66,265	64,475	20,855
Criminal^d:		36,555	33,474	X
Misdemeanor	X	9,052	8,769	X
Preliminary hearing:	X			
Felony	15,523 ^h	45,607	42,243	18,887
Total criminal	15,523 ^h	45,607	42,243	18,887
Traffic:		437,428	428,437	70,391
Total traffic	61,400 ^h	437,428	428,437	70,391
Grand total ⁱ	95,988 ^f	549,300	535,155	110,133

Age of pending cases

	Law	Small claims	Probate/wills/intestate	Criminal and traffic
Under 6 months	6,743	7,436	N/A	66,128
6+ to 12 months	2,512	1,786	N/A	12,814
Over 12 months	1,258	741	N/A	10,286
Over 36 months	(n)	(n)	14	(n)

(Continued on next page)

Boldface headings indicate the classifications used by the NCSP.
N/A = This case type is handled by the court, but the data are unavailable.
X = The data for this case type are known to be included in the total but were not available by category.

^dCase definition or unit of count:

A civil case is counted with the filing of a petition or complaint.

The criminal case unit of count is the case number assigned at arraignment.

^fBeginning pending figure for the 1977 court year does not equal the end pending figure for the 1976 court year:

Figures are as given in the annual report.

^hFigure was computed:

Decedents' estates disposition figure was computed from filings and pending data.

Beginning pending figures were computed from filings, dispositions, and end pending data.

ⁱInformation on time interval or age of pending data:

The number of law, small claims, and criminal and traffic cases pending over 36 months are included in the over 12 months category and were not available separately.

Source: Office of the State Court Administrator, 24th Annual Report Relating to Judicial Administration in the Courts of Oregon, 1977 (Salem, Oregon). Statistics are from the annual report except that totals have been computed where necessary.

OREGON COUNTY COURT^a
Court of limited jurisdiction
9 counties, 9 judges
January 1, 1977 to December 31, 1977

	Beginning pending	Filed	Disposed	End pending
Civil^d:				
Domestic relations:				
Adoption	N/A	26	N/A	N/A
Estate:		110	139 ^h	220
Probate/wills/intestate:	249 ^l			
Decedents' estates		30	27	175
Guardianship/conservatorship/trusteeship:	172 ^f			
Guardianship and conservatorship	421	140	166	395
Total	421	140	166	395
Mental health:		11	N/A	N/A
Mental competency	N/A	11	N/A	N/A
Total civil ⁱ	421 ^{f1}	177	166 ⁱ	395 ⁱ
Juvenile^d:				
Total juvenile	N/A	223	N/A	N/A
Grand total ⁱ	421 ^{f1}	400	166 ⁱ	395 ⁱ

Age of pending cases

Over 36 months	87
Decedents' estates	87

Boldface headings indicate the classifications used by the NCSP.
N/A = This case type is handled by the court, but the data are unavailable.

^aCourt jurisdiction:

Four counties handle both civil and juvenile cases, two handle only civil, and three handle only juvenile cases in the County Court.

^dCase definition or unit of count:

A civil case is counted with the filing of a petition or complaint.

A juvenile case is counted with the filing of a petition.

^fBeginning pending figure for the 1977 court year does not equal the end pending figure for the 1976 court year:

Figures are as given in the annual report.

^hFigure was computed:

Decedents' estates disposed figure was computed from filing and pending figures.

ⁱData are not complete:

Total civil pending and disposition figures do not include data for adoption and mental health cases. Filings include data for all categories.

Grand total pending and disposition figures do not include data for adoption, mental competency, or juvenile cases. Filings include data for all categories.

^lSpecial source or revision in data:

Beginning pending figure for decedents' estates was obtained from Oregon's 1976 annual report.

Source: Office of the State Court Administrator, 23rd, 24th Annual Report Relating to Judicial Administration in the Courts of Oregon, 1976, 1977 (Salem, Oregon). Statistics are from the annual reports except that totals have been computed where necessary.

OREGON JUSTICE COURT¹
 Court of limited jurisdiction
 44 courts, 44 judges
 January 1, 1977 to December 31, 1977

	Beginning pending	Filed	Disposed	End pending
Civil^d:				
Law:				
Civil	420 ^{h1}	896 ⁱ	821 ⁱ	498 ⁱ
Small claims	1,017 ^{h1}	2,592 ⁱ	2,439 ⁱ	1,170 ⁱ
Total civil	1,437 ^{h1}	3,491 ⁱ	3,260 ⁱ	1,668 ⁱ
Criminal^d:				
Misdemeanor:				
Offenses	876 ^{h1}	6,087 ⁱ	5,830 ⁱ	1,133 ⁱ
Total criminal	876 ^{h1}	6,087 ⁱ	5,830 ⁱ	1,133 ⁱ
Traffic:				
Total traffic	9,649 ^{h1}	113,569 ⁱ	109,337 ⁱ	13,877 ⁱ
Grand totalⁱ	11,958 ^{h1}	123,147 ⁱ	118,427 ⁱ	16,678 ⁱ

Boldface headings indicate the classifications used by the NCSP.

^dCase definition or unit of count:

A civil case is counted with the filing of a petition or complaint.
 The criminal case unit of count is the case number assigned at arraignment.

^hFigures were computed:

Beginning pending figures were computed from filing, disposition, and end pending data.

ⁱData are not complete:

Only 26 justice courts, out of a total of 44 courts, reported data for 1977.

Source: Office of the State Court Administrator, 24th Annual Report Relating to Judicial Administration in the Courts of Oregon, 1977 (Salem, Oregon). Statistics are from the annual report except that totals have been computed where necessary.

OREGON MUNICIPAL COURT¹
 Court of limited jurisdiction
 170 courts¹, 170 judges
 January 1, 1977 to December 31, 1977

	Beginning pending	Filed	Disposed	End pending
Criminal^d:				
Ordinance violations:				
Other cases	4,507 ^{h1}	18,235 ⁱ	17,487 ⁱ	5,255 ⁱ
Total criminal	4,507 ^{h1}	18,235 ⁱ	17,487 ⁱ	5,255 ⁱ
Traffic:				
Other traffic violation:				
Major traffic offenses	5,139 ^{h1}	11,452 ⁱ	11,202 ⁱ	5,389 ⁱ
Minor traffic offenses	24,634 ^{h1}	132,906 ⁱ	130,036 ⁱ	27,504 ⁱ
Total	29,773 ^{h1}	144,358 ⁱ	141,238 ⁱ	32,893 ⁱ
Total traffic	29,773 ^{h1}	144,358 ⁱ	141,238 ⁱ	32,893 ⁱ
Grand totalⁱ	34,280 ^{h1}	162,593 ⁱ	158,725 ⁱ	38,148 ⁱ

Trial^d

Criminal	3,776
Traffic:	
Major traffic offenses	4,216
Minor traffic offenses	17,439
Total	21,655
Total	25,431

Boldface headings indicate the classifications used by the NCSP.

^dCase definition or unit of count:

The criminal case unit of count is the case number assigned at arraignment.

A jury trial is counted when the jury is sworn.

A non-jury trial is counted when the first witness is sworn.

^hFigure was computed:

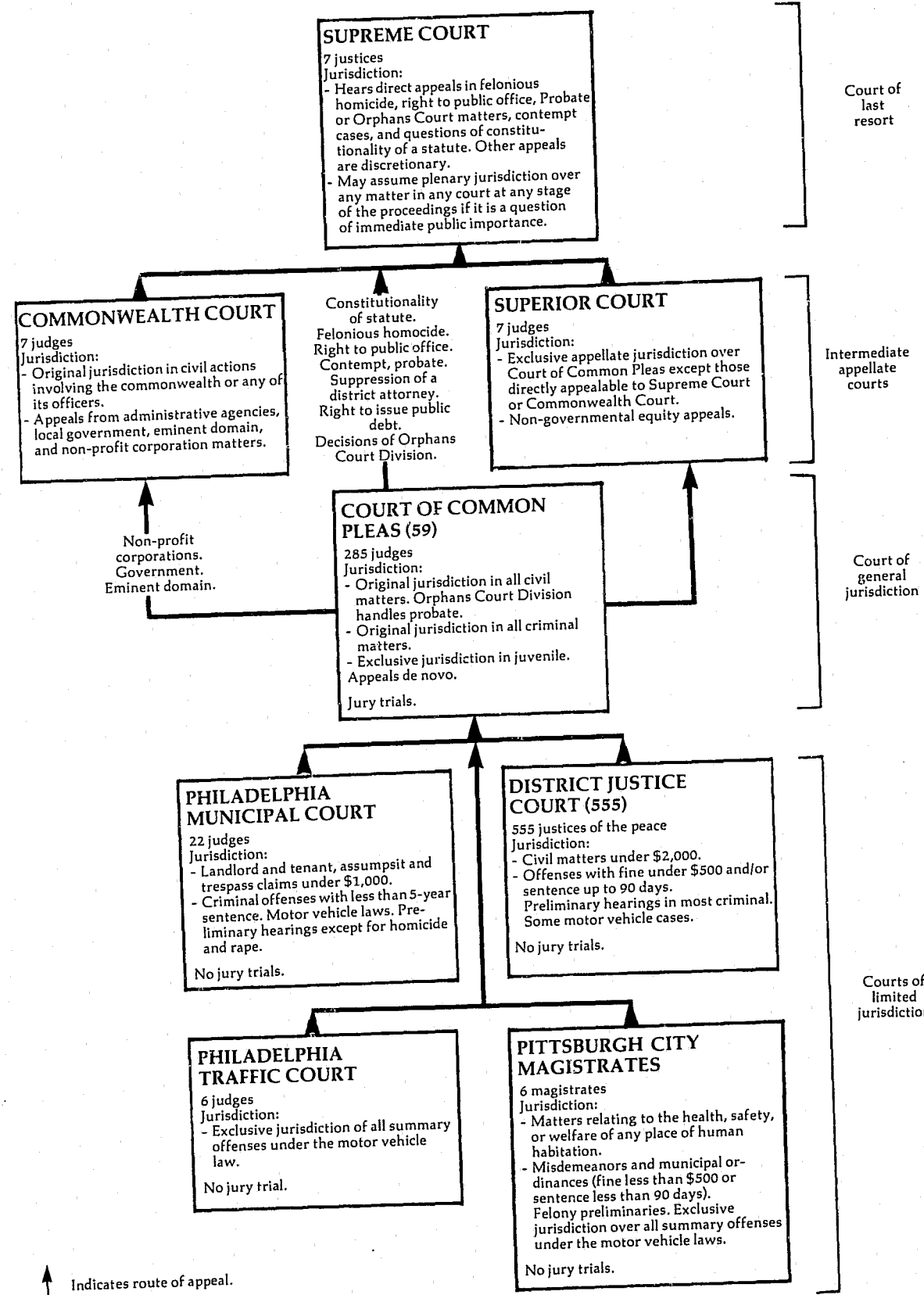
Beginning pending figures were computed from filing, disposition, and end pending data.

ⁱData are not complete:

Only 94 Municipal Courts, out of a total of 170 courts, reported data for 1977.

Source: Office of the State Court Administrator, 24th Annual Report Relating to Judicial Administration in the Courts of Oregon, 1977 (Salem, Oregon). Statistics are from the annual report except that totals have been computed where necessary.

PENNSYLVANIA COURT SYSTEM. 1977



PENNSYLVANIA SUPREME COURT Court of last resort 7 justices January 1, 1977 to December 31, 1977

	Beginning pending	Filed	Disposed	End pending
Cases:				
Appeals	N/A	705(118) ^e	N/A	N/A
Total appeals	N/A	705(118) ^e	N/A	N/A
Other cases:				
Original proceedings				
Requests to appeal:				
Petitions for allocatur	N/A	844	N/A(118) ^e	N/A
Total other cases	N/A	844	N/A(118) ^e	N/A
Total cases	N/A	1,549(118) ^e	N/A(118) ^e	N/A
Other proceedings:				
Other matters:				
Miscellaneous petitions	N/A	1,090	N/A	N/A
Total other proceedings	N/A	1,090	N/A	N/A
Manner of disposition				
Written opinions filed 473				

Boldface headings indicate the classifications used by the NCSF.
Blank space = Not enough information is known. The case category may or may not be handled by the court.
N/A = This case type is handled by the court, but the data are unavailable.

^eCases not included in the total to avoid double counting:
Petitions for allocatur that have been granted are not counted as disposed until the appeal is disposed; a filing is not counted for the resulting appeal. These granted petitions for allocatur are the numbers appearing in parentheses.

Source: Administrative Office of the Pennsylvania Courts, 1977 Annual Report (Philadelphia, Pennsylvania). Statistics are from the annual report except that totals have been computed where necessary.

PENNSYLVANIA SUPERIOR COURT
Intermediate appellate court
7 Judges
January 1, 1977 to December 31, 1977

	Beginning pending	Filed	Disposed	End pending
Cases:				
Appeals	N/A	3,700	N/A	N/A
Total appeals	N/A	3,700	N/A	N/A
Other cases:				
Original proceedings				
Requests to appeal				
Total other cases				
Total cases	N/A	3,700	N/A	N/A
Other proceedings:				
Other matters:				
Miscellaneous petitions	N/A	5,682	N/A	N/A
Total other proceedings	N/A	5,682	N/A	N/A

Manner of disposition

Written opinions filed 1,550

Boldface headings indicate the classifications used by the NCSP.
Blank space = Not enough information is known. The case category may or may not be handled by the court.
N/A = This case type is handled by the court, but the data are unavailable.

Source: Administrative Office of the Pennsylvania Courts, 1977 Annual Report (Philadelphia, Pennsylvania). Statistics are from the annual report except that totals have been computed where necessary.

PENNSYLVANIA COMMONWEALTH COURT^a
Intermediate appellate court
7 Judges
January 1, 1977 to December 31, 1977

	Beginning pending	Filed	Disposed	End pending
Cases:				
Appeals:				
Appeal of trial court case:				
Appeals from Court of Common Pleas	N/A	671	N/A	N/A
Transfers from other courts	N/A	39	N/A	N/A
Appeal of administrative agency case:				
Direct administrative appeals	N/A	1,706	N/A	N/A
Total appeals	N/A	2,416	N/A	N/A
Other cases:				
Original proceedings:				
Original jurisdiction	N/A	248	N/A	N/A
Requests to appeal	N/A	248	N/A	N/A
Total other cases	N/A	248	N/A	N/A
Total cases	N/A	2,664	N/A	N/A

Manner of disposition

Written opinions handed down 691
Withdrawn, discontinued 50
Remanded, transferred, or dismissed 14
Dismissed for lack of prosecution 30
Stricken from list 14

Boldface headings indicate the classifications used by the NCSP.
Blank space = Not enough information is known. The case category may or may not be handled by the court.
N/A = This case type is handled by the court, but the data are unavailable.

^aCourt jurisdiction:
The Commonwealth Court only handles cases involving officials or offices of the Commonwealth of Pennsylvania.

Source: Administrative Office of the Pennsylvania Courts, 1977 Annual Report (Philadelphia, Pennsylvania). Statistics are from the annual report except that totals have been computed where necessary.

PENNSYLVANIA COURT OF COMMON PLEAS
Court of general jurisdiction
59 courts, 285 judges
January 1, 1977 to December 31, 1977

	Beginning pending	Filed	Disposed	End pending
Civil:				
Domestic relations:				
Marriage dissolution:				
Divorce	16,081	39,953	40,183	15,861
Support/custody:				
Custody	662	4,915	4,619	958
Adoption	846	7,072	7,054	864
Other domestic relations:				
Domestic relations	6,854	50,855 ¹	50,124	7,585
Total	24,453	102,795	101,980	25,268
Estate:				
Probate/wills/intestate:				
Orphans' court audits	1,676	19,375	19,650	1,401
Mental health	228	8,741	8,639	330
Other civil:				
Civil: ²				
Arbitration	20,754 ¹	21,307	20,987	21,074
Total	16,182	27,988	28,177	15,993
Total civil	63,293	180,206	179,433	64,066
Criminal:				
Felony/misdemeanor:				
Criminal: ³				
Appeal:				
Miscellaneous: ⁴	23,038	63,045	58,606	23,5118
Postconviction remedy:				
Postconviction appeals	1,487	9,167	8,528	2,126
Total criminal	539	846	743	642
Total criminal	25,064	73,056	67,877	26,298
Juvenile:				
Total juvenile	4,859	35,614	34,201	6,272
Grand total	93,216¹	288,878	281,511	96,6178

Trial^d

	Jury	Non-jury	Total
Civil ^e	1,839	3,336	5,175
Criminal (felony/misdemeanor)	3,127	6,143	9,270
Total	4,966	9,479	14,445

Civil dispositions^g

		Criminal (felony/misdemeanor) dispositions
Settlement	7,984	Guilty pleas
Hearing-settled	2,735	Nolle prossed
Stricken	703	ARD (rehabilitation program)
Transferred to arbitration	1,369	Rule 1100
Other	3,021	Disposition in lieu of trial (rehabilitation program)
		Grand jury dismissals
		Other

Boldface headings indicate the classifications used by the NCSP.

^dCase definition or unit of count:

A civil case is counted with the filing of a petition or complaint.
The criminal case unit of count is the number of defendants on the information or indictment.
A jury trial is counted if tried to verdict.
A non-jury trial is counted if tried to completion (decision).

^gChange in pending does not equal the difference between filings and dispositions:
Figures are as given in the annual report.

^jExplanation of data included in the category:

Civil under other civil includes trespass, assumpsit, equity, and miscellaneous civil cases that are counted when the case is placed at issue as ready for trial.

Criminal under felony/misdemeanor includes felonies, misdemeanors, and trial de novo for appeal.

Miscellaneous appeals include criminal appeals from District Justice Courts and other miscellaneous court actions.

^lSpecial source or revision in data:

The number of domestic relations cases filed and the civil beginning pending figures were correctly entered in this profile with the help of the administrative office of the Pennsylvania courts.

^mCategories for disposition type or trial data:

Civil trial and civil disposition data include only civil cases in the other civil category.

Source: Administrative Office of the Pennsylvania Courts, 1977 Annual Report (Philadelphia, Pennsylvania). Statistics are from the annual report except that totals have been computed where necessary.

PENNSYLVANIA DISTRICT JUSTICE COURT
Court of limited jurisdiction
555 courts, 555 justices of the peace
January 1, 1977 to December 31, 1977

	Beginning pending	Filed	Disposed	End pending
Civil^d:				
Law:	N/A	159,325	154,077	N/A
Civil complaints	N/A	159,325	154,077	N/A
Total civil				
Criminal^d:				
Ordinance violation:	N/A	214,413	183,013	N/A
Non-traffic citations	N/A	93,869	88,181	N/A
Preliminary hearing:	N/A	111,883	88,189	N/A
Misdemeanor/felony complaints	N/A	420,165	359,383	N/A
Other criminal:	N/A			
Summary complaints	N/A			
Total criminal				
Traffic:				
Total traffic	N/A	1,007,724	929,515	N/A
Grand total		1,587,214	1,442,975	N/A

Non-jury trial^d

Civil	36,059
Criminal	45,112
Traffic	70,988
Total	152,159

Civil dispositions

Settled at or before trial	31,907
Judgment by default	69,166
Withdrawal of complaint	3,447
Dismissed without prejudice	6,287
Closed--no service	5,855
Other	1,356

Criminal dispositions

	Ordinance violation	Preliminary hearing	Other criminal	Total
Non-jury trial:				
Trial conviction	15,983	--	10,787	26,770
Acquitted	11,663	--	6,679	18,342
Guilty plea	126,308	2,224	45,207	173,739
Substantive defective	1,582	--	334	1,916
Withdrawal of prosecution	14,819	14,556	12,188	41,563
Unable to locate	7,701	--	5,085	12,786
Settled at or before trial	1,843	3,987	6,376	12,206
Bound to court at preliminary hearing	--	31,178	--	31,178
Dismissal at preliminary hearing	--	13,893	--	13,893
Waiver of preliminary hearing	--	17,563	--	17,563
Declared fugitive	--	2,147	--	2,147
Other	3,114	2,633	1,533	7,280

Traffic dispositions

Non-jury trial:	
Acquitted	35,380
Trial conviction	35,608
Guilty plea	749,048
Substantive defect	11,092
Withdrawal of prosecution	44,553
Unable to locate	43,340
Other	10,494

Boldface headings indicate the classifications used by the NCSP.
N/A = This case type is handled by the court, but the data are unavailable.
-- = Not applicable.

^dCase definitions or unit of count:

A civil case is counted with the filing of a petition or complaint.
The criminal case unit of count is the number of defendants on the information, indictment, or complaint.
A non-jury trial is counted if tried to completion (decision).

Source: Administrative Office of the Pennsylvania Courts, 1977 Annual Report (Philadelphia, Pennsylvania). Statistics are from the annual report except that totals have been computed where necessary.

PHILADELPHIA MUNICIPAL COURT, PENNSYLVANIA
Court of limited jurisdiction
1 court, 22 judges
January 1, 1977 to December 31, 1977

	Beginning pending	Filed	Disposed	End pending
Civil^d:				
Small claims	5,439	31,744	31,923	5,260
Real property rights:				
Landlord and tenant	1,015	15,989	15,839	1,165
Other civil:				
Code enforcement ^j	3,357	25,141	23,908	4,590
Total civil	9,811	72,874	71,670	11,015
Criminal^d:				
Misdemeanor:				
Criminal	3,693	31,246	30,707	3,858
Private complaints ^j	0	9,047	9,047	0
Total	3,693	40,293	39,754	3,858
Preliminary hearing	757	11,447	11,128	1,076
Total criminal	4,450	51,740	50,882	4,934
Grand total	14,261	124,614	122,552	15,949

Non-jury trial^d
Criminal^m 4,090

Criminal dispositions^m

Guilty pleas	2,008
Nolle prossed	13,688
ARD (rehabilitation program)	10,812

Boldface headings indicate the classifications used by the NCSP.

^dCase definition or unit of count:

A civil case is counted with the filing of a petition or complaint.
The criminal case unit of count is the number of defendants on the information or indictment.
A non-jury trial is counted if tried to completion (decision). There are no jury trials in this court.

^eChange in pending does not equal the difference between filings and dispositions:

Figures are as given in the annual report.

^jExplanation of data included in the category:

"Private complaints" are criminal complaints filed by a private citizen; "criminal" complaints are filed by the police.
Code enforcement pertains to violations regarding housing, property, etc.

^lSpecial source or revision in the data:

This figure was corrected in the Pennsylvania 1978 Annual Report.

^mCategories for disposition type or trial data:

Criminal trials and criminal disposition types are only for the criminal category listed as misdemeanor cases.

Source: Administrative Office of the Pennsylvania Courts, 1977 Annual Report (Philadelphia, Pennsylvania). Statistics are from the annual report except that totals have been computed where necessary.

PITTSBURGH CITY MAGISTRATES COURT, PENNSYLVANIA
Court of limited jurisdiction
1 court, 6 magistrates
January 1, 1977 to December 31, 1977

	Beginning pending	Filed	Disposed	End pending
Criminal^d:				
Preliminary hearing:				
Misdemeanor/felony complaints	N/A	13,331	N/A	N/A
Other criminal:				
Summary complaints	N/A	12,637	N/A	N/A
Total criminal	N/A	25,968	N/A	N/A
Traffic:				
Total traffic	N/A	423,571	N/A	N/A
Grand total	N/A	449,539	N/A	N/A

Boldface headings indicate the classifications used by the NCSP.
N/A = This case type is handled by the court, but the data are unavailable.

^dCase definition or unit of count:

The criminal case unit of count is the number of defendants on the information, indictment, or complaint.

Source: Administrative Office of the Pennsylvania Courts, 1977 Annual Report (Philadelphia, Pennsylvania). Statistics are from the annual report except that totals have been computed where necessary.

PHILADELPHIA TRAFFIC COURT, PENNSYLVANIA
 Court of limited jurisdiction
 1 court, 6 judges
 January 1, 1977 to December 31, 1977

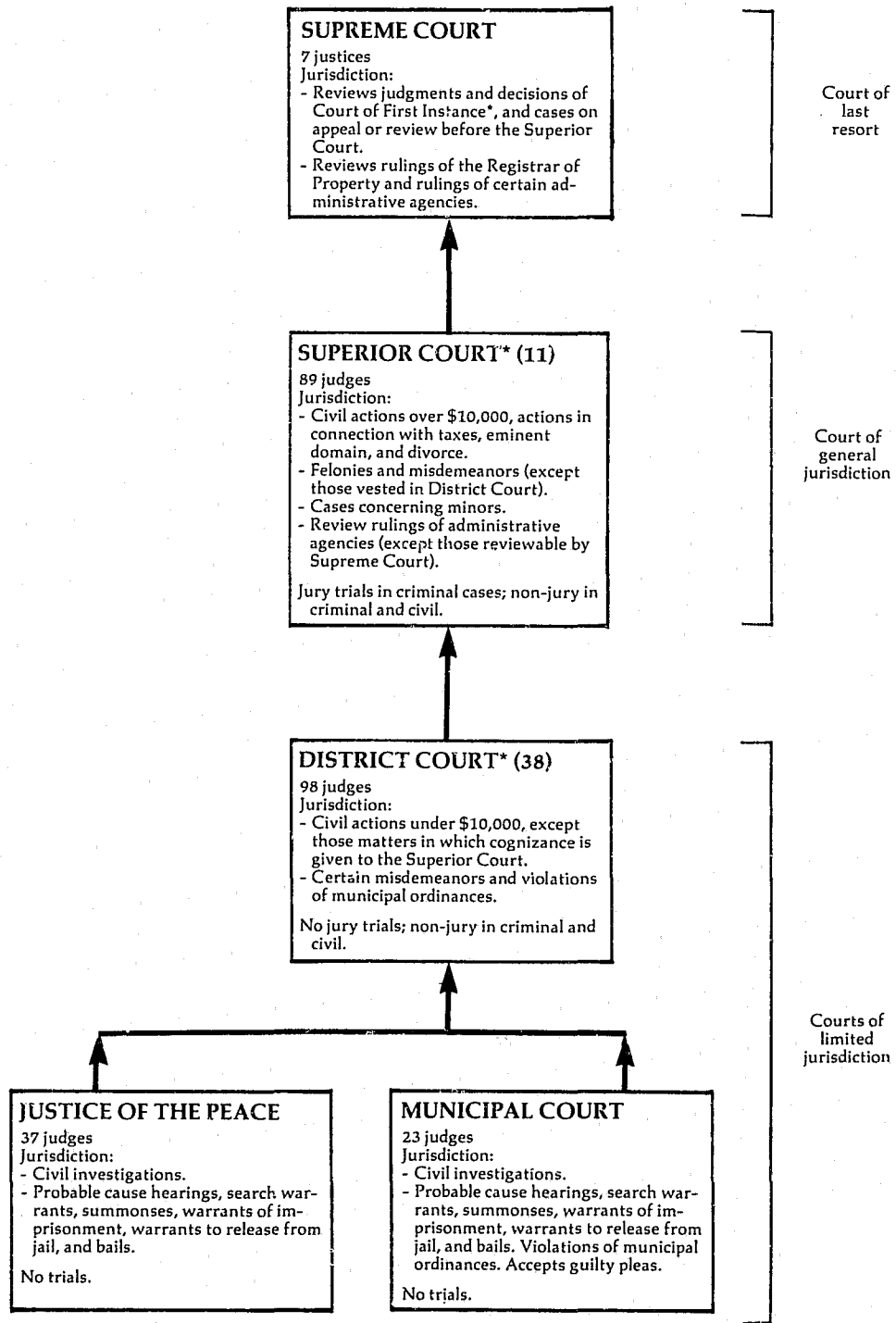
	Beginning pending	Filed	Disposed	End pending
Traffic^d:				
Total traffic	N/A	1,230,642	1,730,333	N/A
Grand total	N/A	1,230,642	1,730,333	N/A

Boldface headings indicate the classifications used by the NCSP.
 N/A = This case type is handled by the court, but the data are unavailable.

^dCase definition or unit of count:
 The traffic case unit of count is the number of defendants on the information, indictment, or complaint.

Source: Administrative Office of the Pennsylvania Courts, 1977 Annual Report (Philadelphia, Pennsylvania). Statistics are from the annual report except that totals have been computed where necessary.

PUERTO RICO COURT SYSTEM, 1977



↑ Indicates route of appeal.
*The Court of First Instance consists of two divisions: the Superior Court and the District Court.

PUERTO RICO SUPREME COURT
Court of last resort
7 Justices
July 1, 1976 to June 30, 1977

Cases:	Beginning pending	Filed ^f	Disposed	End pending
Appeals:				
Civil	18 ^f	51	53	16
Criminal	155	230	233	152
Appeal of administrative agency case:				
Industrial Commission		43	47	2
Governmental	6 ^f	8	8	2
Labor Relations Board	2	16	14	7
Board of Electors	5	11	11	2
Total	14 ^f	78	80	1
Total appeals	187	359	366	12
Other cases:				
Original proceedings:				
Habeas jurisdiction:				
Habeas corpus	2	9	11	0
Quo warranto	1	11	11	1
Writ of prohibition	4	0	0	4
Dissolution of corporation	0	2	2	0
Total	5	0	0	5
Disciplinary matter:	12	22	24	10
Professional conduct (against lawyer)				
Bringing of charge (against judge)	14	3	3	14
Total	0	2	0	2
Advisory opinion cases:	14	5	3	16
Certifications				
Total	0	1	1	0
Requests to appeal:	26	28	28	26
Certiorari				
Civil reviews	72 ^f	415	424	63
Total	165 ^f	446	491	120
Total other cases	237	861	915	183
Total cases	263	889	943	210
Total cases	450	1,248	1,309	389

Manner of disposition^m

Opinion	Appeals				Original Proceedings				Requests to appeal	Total	Cases in process	
	Civil	Criminal	Agency	Total	Disciplinary matter	Advisory opinion	to appeal	Total			Submitted	to be resolved
Per curiam	6	11	10	27	0	1	48	76	40	4	11	
Opinion	2	18	2	22	3	0	15	40	27	27	125	
										3	9	
										34	145	
										0	10	
										0	17	
										0	0	
										0	27	
										23	160	
										57	332	

Disposition of cases

	Appeals				Original proceedings			Requests to appeal		
	Civil	Criminal	Agency	Total	Original jurisdiction	Disciplinary matter	Advisory opinion	Certiorari	Civil review	Total
Affirmed	15	136	16	167	---	---	---	17	23	207
Reversed	3	24	21	48	---	---	---	78	71	197
Modified	0	9	2	11	---	---	---	19	54	84
Dismissed	29	44	2	75	---	---	---	3	8	88
Writ denied	0	0	33	33	2	0	0	293	319	665
Other	6	20	6	32	2	---	---	14	16	66
Total	53	233	80	366	24	3	1	424	491	1,309

Boldface headings indicate the classifications used by the NCSP.
^fBeginning pending figure for the 1977 court year does not equal the end pending figure for the 1976 court year.
^jData are as given in the annual report.
^kExplanation of data included in the category:
 Filed figures include new filings and restored cases.
^mDisposition type or trial data:
 In addition to the 76 signed and 40 per curiam opinions, there were 25 dissenting and 13 concurring opinions.
 Source: Office of Court Administration, Annual Report 1976-1977 (Hato Rey, Puerto Rico: 1978). Statistics are from the annual report except that totals have been computed where necessary.

PUERTO RICO SUPERIOR COURT
Court of general jurisdiction
11 districts, 89 judges
July 1, 1976 to June 30, 1977

	Beginning pending	Filed ¹	Disposed	End pending
Civil:				
Law:				
Debt collections	2,846 ^f	2,269	2,472	2,643
Wages	294 ^f	140	149	285
Total	3,140 ^f	2,409	2,621	2,928
Tort	8,436 ^f	3,677	4,290	7,823
Contract:				
Contract executions	23	8	15	16
Contract ratification	1	4	2	3
Note cancellation	128 ^f	202	182	148
Specific performance to contract	167 ^f	46	92	121
Contract cancellations	61 ^f	49	49	61
Action of nullification	140 ^f	50	63	127
Affidavits revision	0	0	0	0
Total	520 ^f	359	403	476
Real property rights:				
Property	4,273 ^f	6,326	5,383	5,216
Transfer of farm title	3	5	2	6
Claim of rights	309 ^f	598	497	410
Expropriation	3,169 ^f	522	1,225	2,466
Total	7,754 ^f	7,451	7,107	8,098
Domestic relations:				
Marriage dissolution:				
Divorce	9,239 ^f	20,944	20,670	9,513
Other domestic relations	4,370 ^f	6,870	6,226	5,014
Total	13,609 ^f	27,814	26,896	14,527
Appeal:				
Appeal of administrative agency cases:				
Taxes	224 ^f	230	251	203
Dissolution of corporation or firm	17 ^f	5	6	16
Total	241 ^f	235	257	219
Appeal of trial court cases:				
Appeals	(j)	(j)	(j)	(j)
Total	241 ^f	235	257	219
Extraordinary writ	1,087 ^f	1,784	1,552	1,319
Other civil:				
Other special proceedings ¹	3,453 ^f	8,645	8,909	3,189
License to bear arms	3,480 ^f	32,012	32,997	2,505
Disability	24 ^f	17	33	8
Other actions ¹	2,079 ^f	1,316	1,320	2,075
Total	9,036 ^f	41,990	43,249	7,777
Total civil	43,823 ^f	85,719	86,375	43,167
Criminal:				
Felony	12,989 ^f	12,209	14,365	10,833
Misdemeanor	7,526 ^f	10,400	9,744	8,182
Preliminary hearing	419	899	893	425
Appeal	(j)	(j)	(j)	(j)
Total criminal	20,934 ^f	23,508	25,002	19,440
Juvenile:				
Criminal-type offense:				
Charges	1,449 ^f	5,647	5,607	1,489
Total juvenile	1,449 ^f	5,647	5,607	1,489
Grand total	66,206	114,874	116,984	64,096

Trial^d

	Civil dispositions			Settled	Dismissed	Transfers	Uncontested	Other ^m
	Jury	Non-jury	Total					
Civil:								
Law	372	372	744	405	1,211	65	91	477
Tort	619	619	1,238	1,434	1,957	162	58	60
Contract	80	80	160	40	148	17	36	82
Real property rights	842	842	1,684	1,052	2,602	64	1,718	829
Domestic relations:								
Marriage dissolution	3,023	3,023	6,046	19	6,393	299	4,387	6,549
Other domestic relations	628	628	1,256	459	2,018	972	2,070	79
Total	3,651	3,651	7,302	478	8,411	1,271	6,457	6,628
Appeal:								
Appeal of administrative agency case	80	80	160	21	76	1	74	5
Appeal of trial court case	(m)	(m)	(m)	(m)	(m)	(m)	(m)	(m)
Total	380	380	760	21 ^m	76 ^m	1 ^m	74 ^m	5 ^m
Extraordinary writs	945	945	1,890	108	753	38	256	17
Other civil	6,969	6,969	13,938	931	4,193	190	36,832	158
Total	8,914	8,914	17,828	4,469	19,351	1,808	45,522	8,256
Criminal:								
Felony	502	2,400	2,902					
Misdemeanor	58	2,240	2,298					
Total	560	4,640	5,200					
Grand total	560	11,609	12,169					

(continued on next page)

Puerto Rico Superior Court (continued)

	Criminal dispositions		Preliminary hearing	Total
	Felony	Misdemeanor		
Jury trial:				
Convicted	276	26	--	302
Acquitted	226	32	--	258
Non-jury trial:				
Convicted	1,017	815	--	1,832
Acquitted	1,383	1,425	--	2,808
Guilty plea	6,241	3,966	--	10,207
Total conviction	7,534	4,807	--	12,341
Dismissed	5,107	3,161	--	8,268
Transferred	113	131	--	244
Probable cause found	--	--	302	302
No probable cause found	--	--	361	361
Other	2	188	230	420

Age of cases at disposition:

	Time interval (months)										
	less than 3 months	3-6 months	6-9 months	9-12 months	12-18 months	18-24 months	24 months and over				
Civil	30,747	1,067	322	147	91	61	56				
Criminal	345	528	700	642	462	477	861	455	294	136	74
Juvenile	331	1,539	1,086	325	221	73	64	66	33	36	26

Age of pending cases

	Age of pending cases									
	6 months and under	6 months to 1 year	1-2 years	2-3 years	3-4 years	4-5 years	5-6 years	6-7 years	7 years and over	
Civil	18,776	7,553	6,904	3,407	2,464	1,473	957	576	1,057	
Criminal	6,652	2,712	2,558	2,214	1,643	1,032	798	592	814	

Boldface headings indicate the classifications used by the NCSP.
-- = Not applicable.

^dCase definition or unit of count:

A civil case is counted with the filing of a petition or complaint.
The criminal case unit of count is the number of charges.
The juvenile case unit of count is the number of charges filed.
A trial is counted if tried to verdict or decision.

^fThe beginning pending figure for the 1977 court year does not equal the end pending figure for the 1976 court year: Figures are as given in the annual report.

^gExplanation of data included in the category:

Filed figures include original filings, transfers, and reopened cases.
Appeals of trial court cases are included according to the case type. The number of appeals filed in each category was given, but the number of dispositions and pendings could not be separated. There were 223 civil appeals and 306 criminal appeals filed.
Other special proceedings include declaration of heir, confiscation, permission of law, and recovery.
Other actions include declaration of private title, nullity of fraudulent trespass, and supplementary orders issued to impugn the document.
^mCategories for disposition type or trial data:
Civil non-jury trials are the number of contested cases concluded.
Appeal of trial court case data are included according to the case type for civil trial and civil disposition data.

Source: Office of Court Administration, Annual Report 1976-1977 (Hato Rey, Puerto Rico: 1978). Statistics are from the annual report except that totals have been computed where necessary.

PUERTO RICO DISTRICT COURT
 Court of limited jurisdiction
 38 courts, 98 judges
 July 1, 1976 to June 30, 1977

	Beginning pending	Filed ^j	Disposed	End pending
Civil^d:				
Law:				
Debt collections	15,756 ^f	31,704	33,011	14,449
Wages	570 ^f	901	862	609
Total	16,326 ^f	32,605	33,873	15,058
Tort	1,793 ^f	1,994	1,989	1,798
Real property rights:				
Property	342 ^f	815	585	572
Domestic relations:				
Family relations	536 ^f	3,274	3,198	612
Appeal:				
Appeal of administrative agency case:				
Taxes	6 ^f	4	7	3
Other civil:				
Special proceedings	1,077 ^f	3,148	3,072	1,153
Other	751 ^f	1,264	1,309	706
Total	1,828 ^f	4,412	4,381	1,859
Total civil	20,831 ^f	43,104	44,033	19,902
Criminal^d:				
Misdemeanor:				
Criminal categories	11,484 ^f	46,527	47,066	10,945
Ordinance violation:				
Infractions of municipal ordinances except traffic	147 ^f	300	345	102
Preliminary hearing	6,511 ^f	15,240	17,163	4,588
Total criminal	18,142 ^f	62,067	64,574	15,635
Traffic:				
Total traffic	18,494 ^f	71,075	75,397	14,172
Grand total	57,467 ^f	176,246	184,004	49,709

Trial^d

	Jury	Non-jury	Total
Civil:^m			
Law	--	2,563	2,563
Tort	--	352	352
Real property rights	--	65	65
Domestic relations	--	59	59
Appeal:			
Appeal of administrative agency case			
Other civil	--	699	699
Total	--	3,740	3,740
Criminal:			
Misdemeanor	--	10,861	10,861
Ordinance violation	--	41	41
Total	--	10,920	10,920
Traffic	--	6,139	6,139
Grand total	--	20,799	20,799

Civil dispositions

	Settled	Dismissed	Transferred	Uncontested	Other
Law					
Law	1,221	18,932	666	3,331	7,160
Tort					
Tort	469	911	105	78	74
Real property rights					
Real property rights	27	306	45	76	66
Domestic relations					
Domestic relations	10	182	39	2,629	279
Appeal:					
Appeal of administrative agency case					
Other civil	140	1,495	141	1,540	366
Total	1,867	21,829	996	7,655	7,946

Criminal dispositions

	Misdemeanor	Ordinance violation	Preliminary hearing	Total
Non-jury trial:				
Convicted	3,079	7	--	3,086
Acquitted	7,782	34	--	7,816
Guilty plea	15,405	201	--	15,602
Total conviction	18,484	208	--	18,692
Dismissed	19,852	101	912	20,865
Transferred	948	2	--	950
Transferred to Superior Court on misdemeanor				
Molle prosequi	--	--	269	269
Vistas celebradas	--	--	2,616	2,616
Other	--	--	12,031	12,031
			1,335	1,335

Traffic dispositions

Non-jury trial:	
Convicted	2,529
Acquitted	3,610
Guilty plea	50,257
Total conviction	52,786
Dismissed	13,811
Transferred	5,190

(continued on next page)

Puerto Rico District Court (continued)

Boldface headings indicate the classifications used by the NCSF.
 -- = Not applicable.

^dCase definition or unit of count:

A civil case is counted with the filing of a petition or complaint.
 The criminal case unit of count is the number of charges.

^eA trial is counted if tried to verdict or decision.

^fThe beginning pending figure for the 1977 court year does not equal the end pending figure for the 1976 court year.

^gFigures are as given in the annual report.

^hExplanation of data included in the category:

Filed figures include original filings, transfers, and reopened cases.

ⁱCategories for disposition type or trial data:

Civil non-jury trials are the number of contested civil cases concluded by trial.

Source: Office of Court Administration, Annual Report 1976-1977 (Hato Rey, Puerto Rico: 1978). Statistics are from the annual report except that totals have been computed where necessary, and corrections were made by the administrative office of the court during data verification.

PUERTO RICO JUSTICES OF THE PEACE
 Court of limited jurisdiction
 37 judges
 July 1, 1976 to June 30, 1977

	Beginning pending	Filed	Disposed	End pending
Civil^d:				
Total civil	N/A	N/A	6,634	N/A
Criminal^d:				
Preliminary hearing:				
Probable cause	N/A	N/A	66,644 ^j	N/A
Total criminal	N/A	N/A	66,644	N/A
Grand total	N/A	N/A	73,278	N/A

Criminal dispositions

No probable cause 21,649
 Referred to Superior Court 6,890
 Referred to District Court 38,105

Boldface headings indicate the classifications used by the NCSP.
 N/A = This case type is handled by the court, but the data are unavailable.

^dCase definition or unit of count:
 A civil case is counted with the filing of a petition or complaint.
 The criminal case unit of count is the number of charges.

^jExplanation of data included in the category:
 Probable cause dispositions are determinations for both felony and misdemeanor cases.

Source: Office of Court Administration, Annual Report 1976-1977 (Hato Rey, Puerto Rico: 1978). Statistics are from the annual report except that totals have been computed where necessary.

PUERTO RICO MUNICIPAL COURT
 Court of limited jurisdiction
 23 judges
 July 1, 1976 to June 30, 1977

	Beginning pending	Filed	Disposed	End pending
Civil^d:				
Total civil	N/A	N/A	3,512	N/A
Criminal^d:				
Preliminary hearing:				
Probable cause	N/A	N/A	24,242 ^j	N/A
Total criminal	N/A	N/A	24,242	N/A
Grand total	N/A	N/A	27,754	N/A

Criminal dispositions

No probable cause 9,020
 Referred to Superior Court 1,311
 Referred to District Court 13,911

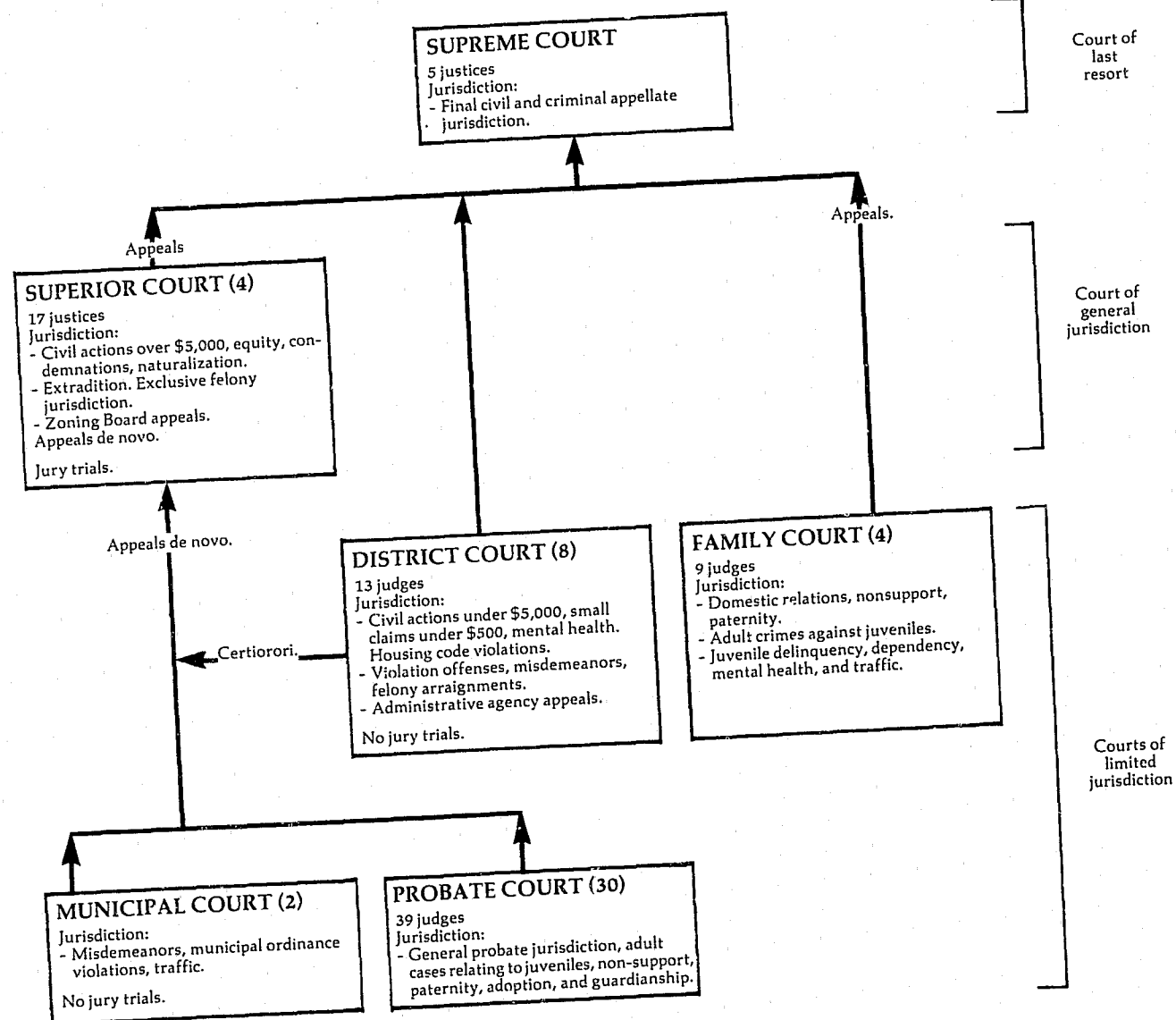
Boldface headings indicate the classifications used by the NCSP.
 N/A = This case type is handled by the court, but the data are unavailable.

^dCase definition or unit of count:
 A civil case is counted with the filing of a petition or complaint.
 The criminal case unit of count is the number of charges.

^jExplanation of data included in the category:
 Probable cause dispositions are determinations for both felony and misdemeanor cases.

Source: Office of Court Administration, Annual Report 1976-1977 (Hato Rey, Puerto Rico: 1978). Statistics are from the annual report except that totals have been computed where necessary.

RHODE ISLAND COURT SYSTEM, 1977



↑ Indicates route of appeal.

RHODE ISLAND SUPREME COURT Court of last resort 5 Justices October 1, 1976 to September 30, 1977

	Beginning pending	Filed	Disposed	End pending
Cases:				
Appeals:				
Civil:				
Civil	X	175	X	X
Family Court	X	32	X	X
Total	X	207	X	X
Criminal	X	51	X	X
Appeal of administrative agency case:				
Workmen's compensation	X	34	X	X
Total appeals	X	292	X	X
Other cases:				
Original proceedings:				
Original jurisdiction:				
Habeas corpus	X	24	X	X
Miscellaneous petitions	X	12	X	X
Total	X	36	X	X
Disciplinary:				
Bar disciplinary	X	2	2	X
Advisory opinion	X	1	1	X
Total	X	39	X	X
Requests to appeal:				
Certiorari	X	96	X	X
Total other cases	X	135	X	X
Total cases	447	427	353	521
Other proceedings:				
Other matters:				
Arbitrator appointments	0	10	10	0
Petitions on bar exams	0	1	1	0
Total	0	11	11	0
Total other proceedings	0	11	11	0

Manner of disposition

Written opinion	182 ^m
Dismissed/withdrawn	90
Order of court	10
Consolidated	13

Boldface headings indicate the classifications used by the NCSP.
X = The data for this case type are known to be included in the total but were not available by category.

^mInformation on disposition type or trial data:
These 182 opinions were written on 195 cases; 13 cases were consolidated before the opinions were written.

Source: Administrative Office of the Courts, *Report on the Judiciary, 1977* (Providence, Rhode Island) and National Center for State Courts, *The Appellate Process in the Rhode Island Supreme Court* (North Andover, Massachusetts, 1977). Statistics are from the annual report except that totals have been computed where necessary, and additions have been made during verification by the office of the court administrator.

RHODE ISLAND SUPERIOR COURT
Court of general jurisdiction
4 counties, 17 justices
January 1, 1977 to December 31, 1977

	Beginning pending	Filed	Disposed	End pending
Civil:				
Appeals:				
Appeal of trial court case:				
Probate appeals	N/A	61	N/A	N/A
Other civil:				
Civil	N/A	5,511	N/A	N/A
Miscellaneous petitions	N/A	769	N/A	N/A
Total	N/A	6,280	N/A	N/A
Total civil	N/A	6,341	N/A	N/A
Criminal:				
Felony:				
Indictments	N/A	2,267	N/A	N/A
Misdemeanor	N/A	601 ^h	N/A	N/A
Appeal	N/A	285 ^l	N/A	N/A
Total criminal	N/A	3,153	N/A	N/A
Grand total	N/A	9,494	N/A	N/A

Boldface headings indicate the classifications used by the NCSP.
N/A - This case type is handled by the court but the data are unavailable.

^dCase definition or unit of count:

A civil case is counted with the filing of a petition or complaint.
The criminal case unit of count is the number of indictments.

^hFigure was computed:

Misdemeanor filing figure was obtained by subtracting the number of appeals of District Court cases from the total number of cases transferred to the Superior Court from the District Court. These misdemeanor cases are transferred to the Superior Court for jury trial.

^lSpecial source or revision in data:

Criminal appeal filing figure was obtained from District Court data.

Source: Administrative Office of the Courts, Report on the Judiciary, 1977 (Providence, Rhode Island). Statistics are from the annual report except that totals have been computed where necessary.

RHODE ISLAND FAMILY COURT
Court of limited jurisdiction
4 counties, 9 judges
January 1, 1977 to December 31, 1977

	Beginning pending	Filed	Disposed	End pending
Civil:				
Domestic relations:				
Marriage dissolution:				
Absolute divorce	N/A	4,825	X	N/A
Support/custody:				
Bed and board	N/A	271	X	N/A
Nonsupport of minor children	N/A	0	N/A	N/A
Total	N/A	271	N/A	N/A
Adoption	N/A	418	N/A	N/A
Other domestic relations:				
Bastardy	N/A	5	N/A	N/A
Termination of parental rights	N/A	133	N/A	N/A
Alleged paternity	N/A	1	N/A	N/A
Other	N/A	13	N/A	N/A
Other dispositions of absolute divorce and bed and board ...	N/A	---	281	N/A
Total	N/A	152	261 ^l	N/A
Total	N/A	5,666	3,498 ^l	N/A
Other civil:				
Change of name	N/A	1	N/A	N/A
Total civil	N/A	5,667	3,498 ^l	N/A
Criminal:				
Other criminal:				
Neglect of children	N/A	0	N/A	N/A
Neglect to send children to school	N/A	1	N/A	N/A
Contributing to delinquency of a minor	N/A	7	N/A	N/A
Battered children (by father)	N/A	0	N/A	N/A
Total	N/A	8	N/A	N/A
Total criminal	N/A	8	N/A	N/A
Traffic:				
Other traffic violation:				
Juvenile motor vehicle	N/A	828	N/A	N/A
Total traffic	N/A	828	N/A	N/A
Juvenile:				
Criminal-type offense:				
Wayward/delinquent	N/A	4,464	N/A	N/A
Non-offense:				
Dependency and neglect	N/A	180	N/A	N/A
Diverted to Youth Diversionary Unit	N/A	940	N/A	N/A
Battered/abused children	N/A	74	N/A	N/A
Total	N/A	1,194	N/A	N/A
Other juvenile:				
Child marriages	N/A	59	N/A	N/A
Other	N/A	44	N/A	N/A
Total	N/A	103	N/A	N/A
Total juvenile	N/A	5,761	N/A	N/A
Grand total	N/A	12,264	3,498 ^l	N/A

Boldface headings indicate the classifications used by the NCSP.

N/A - This case type is handled by the court, but the data are unavailable.

X - The data for this case type are known to be included in the total but were not available by category.

--- - Not applicable.

^dCase definition or unit of count:

A civil case is counted with the filing of a petition or complaint.
The criminal case unit of count is the number of indictments or complaints.

^lData are not complete:

Total domestic relations, total civil, and grand total disposed figures do not include all the reported case categories. Dispositions were reported for the categories of absolute divorce and bed and board only.

Source: Administrative Office of the Courts, Report on the Judiciary, 1977 (Providence, Rhode Island). Statistics are from the annual report except that totals have been computed where necessary.

RHODE ISLAND DISTRICT COURT
 Court of limited jurisdiction
 8 divisions, 13 judges
 January 1, 1977 to December 31, 1977

	Beginning pending	Filed	Disposed	End pending
Civil^d:				
Law:				
Regular civil	N/A	22,430	16,970 ^j	N/A
Small claims	N/A	6,058	4,275 ^j	N/A
Total civil	N/A	28,488	21,245	N/A
Criminal^d:				
Misdemeanor ^j	N/A	23,211 ^j	25,881 ^j	N/A
Preliminary hearing:				
Felony	N/A	6,907	8,339	N/A
Total criminal	N/A	30,118	34,220	N/A
Traffic:^j				
Total traffic ^j	N/A	(3)	(3)	N/A
Grand total	N/A	58,606	55,465	N/A
	<u>Non-jury trial^d</u>		<u>Civil dispositions</u>	
	Civil (Law)	2,999	Law	Total
	Criminal	12,404 ^m	547	547
	Total	15,403	Hearing judgments	17,699
			Defaults and stipulations ...	
			13,971	3,728

Boldface headings indicate the classifications used by the NCSP.
 N/A = This case type is handled by the court but the data are unavailable.
 -- = Not applicable.

^dCase definition or unit of count:
 A civil case is counted with the filing of a petition or complaint.
 The criminal case unit of count is the number of indictments or complaints.
 A non-jury trial is counted at the point when an opening statement or the introduction of any evidence occurs. Criminal trials include changed pleas.

^jExplanation of data included in the category:
 Civil law disposition figure was assumed to be the sum of trials and judgments after default.
 Small claims disposed were assumed to be the sum of small claims hearings, defaults, and settlements.
 Traffic cases not handled by the Administrative Adjudication Division of the Department of Transportation are included with the misdemeanor data.

^mInformation on disposition type on trial data:
 The number of criminal trials includes cases disposed after a changed plea.

Source: Administrative Office of the Courts, Report on the Judiciary, 1977 (Providence, Rhode Island). Statistics are from the annual report except that totals have been computed where necessary.

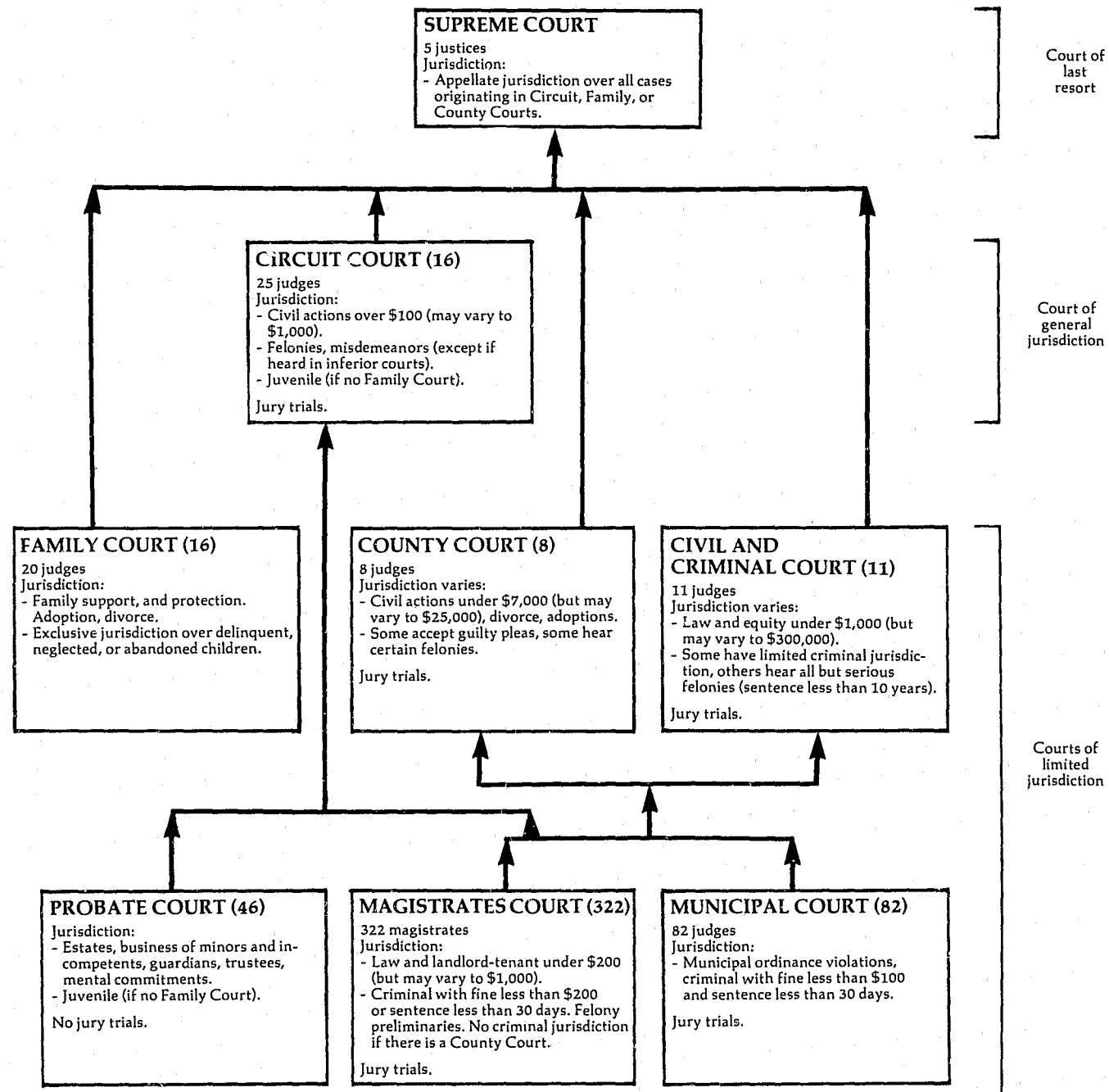
RHODE ISLAND MUNICIPAL COURT
 Court of limited jurisdiction
 2 courts
 January 1, 1977 to December 31, 1977

There were no data available for cases handled in the Municipal Court for 1977. The Municipal Courts are local courts operated independently by two cities.

RHODE ISLAND PROBATE COURT
 Court of limited jurisdiction
 39 courts, 39 judges
 January 1, 1977 to December 31, 1977

There were no data available for cases handled in the Probate Court for 1977. The Probate Court function is handled by independent probate judges chosen and paid by each of the 39 cities and towns.

SOUTH CAROLINA COURT SYSTEM, 1977



↑ Indicates route of appeal.

SOUTH CAROLINA SUPREME COURT Court of last resort 5 Justices January 1, 1977 to December 31, 1977

Cases:	Beginning pending	Filed	Disposed	End pending
Appeals:				
Civil	146	278	189	235
Criminal	41	173	192	22
Postconviction remedy:				
Postconviction	4			
Total appeals	191	473	400	264
Other cases:				
Original proceedings:				
Original jurisdiction:				
Original proceedings	0	3	3	0
Habeas corpus	0	0	0	0
Total	2	3	3	0
Disciplinary matter	2	11	13	0
Requests to appeal	2	14	16	0
Total other cases	2	14	16	0
Total cases	193	487	416	264
Other proceedings:				
Rehearing requests	0	42	42	0
Total other proceedings	0	42	42	0
Manner of disposition				
Written opinion	186			
Per curiam	55			
Memorandum	147			
Dismissal/withdrawal	28			
Disposition of appeals				
Affirmed			256	
Reversed			23	
Reversed and remanded			48	
Affirmed and remanded			3	
Remanded			4	
Other			82	

Boldface headings indicate the classifications used by the NCSF.
Blank space = Not enough information is known. The case category may or may not be handled by the court.

Explanation of data included in the category:
Civil appeals include regular and Rule 29 appeals.
Criminal appeals include regular and "no merit" appeals.

Source: Unpublished data provided by the clerk of the Supreme Court. Statistics are from the unpublished data except that totals have been computed where necessary.

SOUTH CAROLINA CIRCUIT COURT
Court of general jurisdiction
16 circuits, 25 judges
January 1, 1977 to December 31, 1977

	Beginning pending	Filed	Disposed	End pending
Civil^d:				
Total civil	15,813 ^f	29,259	28,905	16,167
Criminal^d:				
Felony/misdemeanor:				
Criminal ^d	8,618 ^f	30,829	29,670 ^l	9,777 ^l
Total criminal ^d	8,618 ^f	30,829	29,670 ^l	9,777 ^l
Grand total ^d	24,431 ^f	60,088	58,575	25,944

	Trial ^d	Civil dispositions	Criminal dispositions
Civil	890	Settlement 1,728 Voluntary dismissal 6,983 Involuntary dismissal/nonsuit ... 1,318 Default 5,150 Transfer to other court 2,614 Final order 6,708 Other disposition 3,514	Transfer to other court 470 ^l

Boldface headings indicate the classifications used by the NCSP.

^dCase definition or unit of count:

A civil case is counted with the filing of a petition or complaint.
The criminal case unit of count is the number of indictments.

A trial is counted if the case is concluded by trial, and judgment on the verdict has been rendered and filed.

^fBeginning pending figure for the 1977 court year does not equal the end pending figure for the 1976 court year:

Figures are as given in the unpublished data.

^jExplanation of data included in the category:

Criminal data for felony/misdemeanor, total criminal, and grand total include criminal cases handled in the County Court and the Civil and Criminal Court.

^lSpecial source or revision in data:

Corrected criminal disposition and end pending figures were supplied by the court administration office during the data verification process.

Source: Unpublished data provided by the South Carolina Court Administration Office and South Carolina office of the Attorney General.

Statistics are from unpublished data except that totals have been computed where necessary, and corrections were made by the court administration office during the process of data verification.

SOUTH CAROLINA COUNTY COURT AND CIVIL AND CRIMINAL COURT
Court of limited jurisdiction
8 courts, 8 judges; 11 courts, 11 judges
January 1, 1977 to December 31, 1977

	Beginning pending	Filed	Disposed	End pending
Civil^d:				
Total civil	14,790 ^f	14,586	20,711	8,665
Criminal^d:				
Total criminal	(k)	(k)	(k)	(k)
Grand total	14,790 ^f	14,586 ^l	20,711 ^l	8,665 ^l

	Trial ^d	Civil dispositions
Civil	515	Settlement 1,067 Voluntary dismissal 2,453 Involuntary dismissal/nonsuit ... 1,094 Default 4,971 Transfer to other court 4,472 Final order 3,129 Other disposition 3,010

Boldface headings indicate the classifications used by the NCSP.

^dCase definition or unit of count:

A civil case is counted with the filing of a petition or complaint.
The criminal case unit of count is the number of indictments.

A trial is counted if the case is concluded by trial, and judgment on the verdict has been rendered and filed.

^fBeginning pending figure for the 1977 court year does not equal the end pending figure for the 1976 court year:

Figures are as given in the unpublished data.

^lData are not complete:

Grand total figures do not include criminal data.

These data are included in the criminal section of the Circuit Court data chart.

Source: Unpublished data provided by the South Carolina Court Administration Office. Statistics are from the unpublished data except that totals have been computed where necessary.

SOUTH CAROLINA FAMILY COURT
Court of limited jurisdiction
16 courts, 20 judges
January 1, 1977 to December 31, 1977

	Beginning pending	Filed	Disposed	End pending
Civil^d:				
Domestic relations:				
Marriage dissolution:				
Divorce	X	X	11,084	X
Legal separation	X	X	877	X
Annulment	X	X	231	X
Total	X	X	12,192	X
Support/custody:				
Custody	X	X	2,586	X
Support	X	X	7,210	X
Visitation	X	X	775	X
Total	X	X	10,571	X
Adoption	X	X	1,199	X
Other domestic relations:				
All other categories	X	X	11,590	X
Total	14,223 ^f	38,746	35,552	17,417
Total civil	14,223 ^f	38,746	35,552	17,417
Traffic:				
Other traffic violation:				
Juvenile-traffic law violation	X	X	1,705	X
Total traffic	X	X	1,705	X
Juvenile:				
Criminal-type offender:				
Delinquency	X	X	2,983	X
Felony	X	X	3,552	X
Misdemeanor	X	X	3,547	X
Drug law	X	X	432	X
Total	X	X	10,514	X
Other juvenile:				
Mental commitment of minor	X	X	39	X
Habeas corpus	X	X	6	X
Other	X	X	3,737	X
Total	X	X	3,782	X
Total juvenile	X	X	14,296	X
Grand total	17,502 ^f	54,272	51,553	20,221

	Beginning pending	Filed	Disposed	End pending
Traffic:				
Other traffic violation:				
Juvenile-traffic law violation	X	X	1,705	X
Total traffic	X	X	1,705	X

Juvenile:

Criminal-type offender:

Delinquency	X	X	2,983	X
Felony	X	X	3,552	X
Misdemeanor	X	X	3,547	X
Drug law	X	X	432	X
Total	X	X	10,514	X
Other juvenile:				
Mental commitment of minor	X	X	39	X
Habeas corpus	X	X	6	X
Other	X	X	3,737	X
Total	X	X	3,782	X
Total juvenile	X	X	14,296	X

Grand total	17,502 ^f	54,272	51,553	20,221
-------------------	---------------------	--------	--------	--------

Boldface headings indicate the classifications used by the NCSP.

X = The data for this case type are known to be included in the total but were not available by category.

^dCase definition or unit of count:

A civil case is counted with the filing of a petition or complaint.

^fBeginning pending figure for the 1977 court year does not equal the end pending figure for the 1976 court year:

Figures are as given in the unpublished data.

Source: Unpublished data provided by the South Carolina Court Administration Office. Statistics are from the unpublished data except that totals have been computed where necessary.

SOUTH CAROLINA MAGISTRATE COURT
Court of limited jurisdiction
322 courts, 322 magistrates
January 1, 1977 to December 31, 1977

	Beginning pending	Filed	Disposed	End pending
Civil^d:				
Law:				
Civil	N/A	105,856	95,320	N/A
Total civil	N/A	105,856	95,320	N/A
Criminal^d:				
Misdemeanor:				
Non-traffic	N/A	60,314	X	N/A
Preliminary hearing	N/A	15,912	16,032	N/A
Total criminal	N/A	76,226	X	N/A
Traffic:				
DWI/DUI:				
Driving under the influence	N/A	12,075	X	N/A
Other traffic violation:				
Other	N/A	387,593	X	N/A
Total traffic	N/A	399,668	X	N/A
Grand total	N/A	581,750	568,690	N/A

Trial ^d			Criminal dispositions (preliminary hearing)	
	Jury	Non-jury	Total	
Civil	374	94,946	95,320	
Criminal and traffic	2,372	454,966	457,338	Bound over 11,823
Total	2,746	549,912	552,658	Discharged 4,209

Boldface headings indicate the classifications used by the NCSP.
N/A - This case type is handled by the court, but the data are unavailable.
X - The data for this case type are known to be included in the total but were not available by category.

^dCase definition or unit of count:
A civil case is counted with the filing of a petition or complaint.
The criminal case unit of count is the number of indictments.
A jury trial is counted if the case is concluded by jury, and judgment on the verdict has been rendered and filed. All cases not concluded by jury trial are considered non-jury trials.

Source: Unpublished data provided by the South Carolina Court Administration Office. Statistics are from the unpublished data except that totals have been computed where necessary.

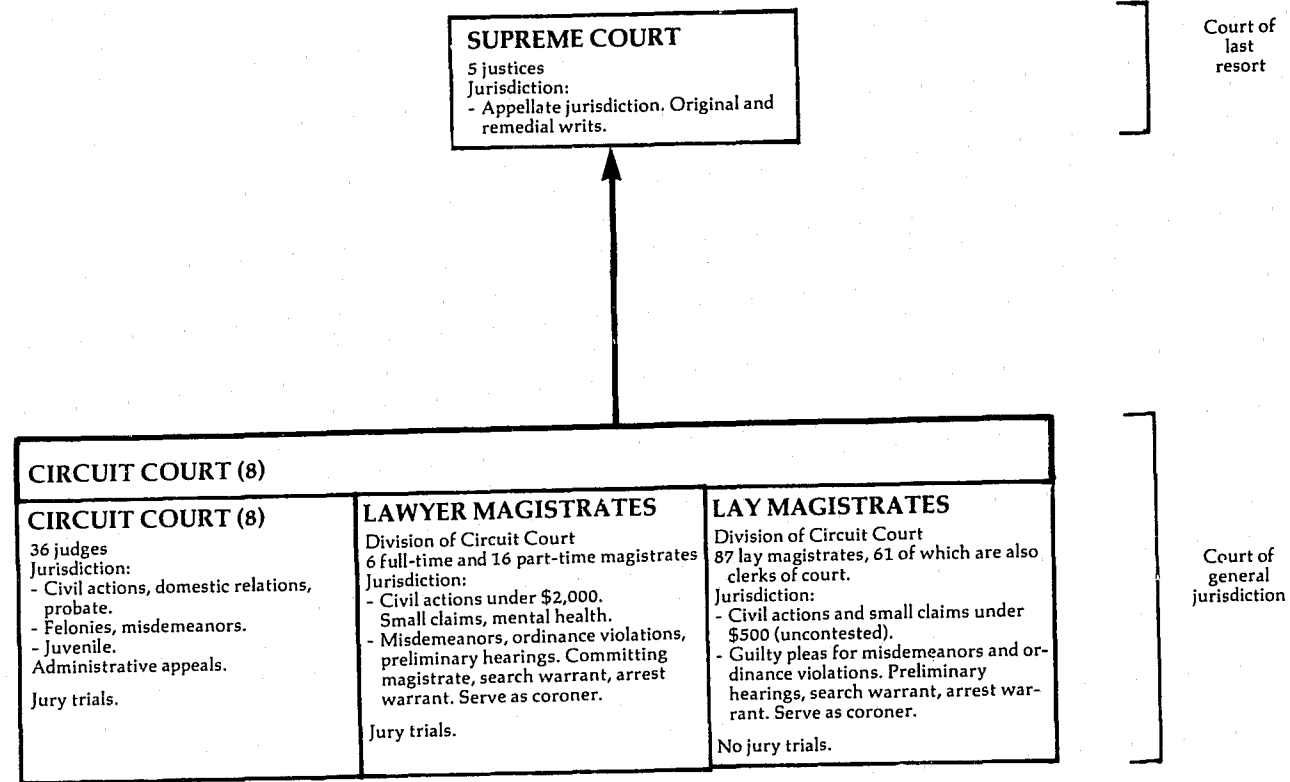
SOUTH CAROLINA PROBATE COURT
Court of limited jurisdiction
46 courts
January 1, 1977 to December 31, 1977

There were no data available for cases handled in the Probate Court for 1977.

SOUTH CAROLINA MUNICIPAL COURT
Court of limited jurisdiction
82 courts, 82 judges
January 1, 1977 to December 31, 1977

There were no data available for cases handled in the Municipal Court for 1977.

SOUTH DAKOTA COURT SYSTEM, 1977



↑ Indicates route of appeal.

SOUTH DAKOTA SUPREME COURT Court of last resort 5 Justices January 1, 1977 to December 31, 1977

	Beginning pending	Filed	Disposed	End pending
Cases:				
Appeals:				
Total appeals	270 ^d	257 ^{(2)e}	222	307 ^h
Other cases:				
Original proceedings:				
Original jurisdiction:				
Habeas corpus	N/A	X	3	N/A
Mandamus	N/A	X	0	N/A
Prohibition	N/A	X	2	N/A
Bail	N/A	X	0	N/A
Writs	N/A	X	0	N/A
Certificate of probable cause	N/A	2	2	N/A
Execution stay	N/A	X	0	N/A
Total	N/A	X	7	N/A
Disciplinary:				
Attorney suspension/disbarment	N/A	X	1	N/A
Certiorari	N/A	X	1	N/A
Total	N/A	X	2	N/A
Total	N/A	15	9	N/A
Requests to appeal:				
Petition for allowance of appeal	N/A	16	15 (2) ^e	N/A
Total other cases	N/A	31	24 (2) ^e	N/A
<hr/>				
Total cases	270 ^d	288 (2) ^e	246 (2) ^e	307 ^h
Other proceedings:				
Rehearing requests	3 ⁱ	22	23	2 ^h
Total other proceedings	3 ^l	22	23	2 ^h
<hr/>				
Manner of disposition		Disposition of appeals		
Opinion	99 ^m	Remanded	0	
		Orders dismissing appeals	92 ⁿ	

Boldface headings indicate the classifications used by the NCSF.
N/A = This case type is handled by the court, but the data are unavailable.
X = The data for this case type are known to be included in the total but were not available by category.

^cCases not included in the total to avoid double counting:
Petitions for allowance of appeal granted are not counted as disposed until the appeal is disposed; a filing is not counted for the appeal. These granted petitions are the numbers appearing in parentheses.
^hFigure was computed:
End pending figures were computed from filing, disposition, and beginning pending data.
ⁱData are not complete:
Pending figures for total cases include only appeals pending data.
^kAdditional information:
Appeals filed figure includes 10 reinstated appeals.
^lSpecial source or revision in the data:
Beginning pending figures were taken from the 1976 court profile, where they are given as end pending figures for the 1976 court year.
^mCategories for disposition type or trial data:
There were 130 cases disposed by 99 opinions.
There were 92 cases disposed of by 90 dismissals.

Source: Clerk, Supreme Court, monthly "Business of the Court" statistical reports (unpublished). Calendar year totals were computed from monthly reports. Statistics are from the monthly reports except that totals have been computed where necessary.

SOUTH DAKOTA CIRCUIT COURT¹
 Court of general jurisdiction
 8 circuits, 36 judges²
 July 1, 1976 to June 30, 1977

	Beginning pending	Filed	Disposed	End pending
Civil^d:				
Small claims	N/A	N/A	8,196	N/A
Domestic relations:				
Marriage dissolution:				
Divorce	N/A	N/A	2,514	N/A
Other civil	N/A	N/A	4,702	N/A
Total civil	N/A	N/A	15,412	N/A
Criminal^d:				
Felony	N/A	N/A	2,398	N/A
Misdemeanor:				
High grade misdemeanors	N/A	N/A	10,875	N/A
Low grade misdemeanors	N/A	N/A	78,764	N/A
Total	N/A	N/A	89,639	N/A
Total criminal	N/A	N/A	92,037	N/A
Traffic:				
Total traffic	N/A	N/A	N/A	N/A
Juvenile^k:				
Criminal-type offense:				
Delinquency	N/A	3,020	3,865	N/A
Status offenses:				
Child in need of supervision	N/A	499	622	N/A
Total juvenile	N/A	3,519	4,487	N/A
Grand total	N/A	3,519 ^l	111,936 ^l	N/A

	Trial ^d			Criminal dispositions		
	Jury	Non-jury ^m	Total	Felony	High grade misdemeanors	Total
Civil:						
Small claims	--	1,521	1,521			
Domestic relations	--	259	259			
Other civil	136	569	705			
Total	136	2,349	2,485			
Criminalⁿ:						
Felony	167	47	214			
High grade misdemeanors	184	467	651			
Total	351	514	865			
Grand total	487	2,863	3,350			
				Jury trial:		
				Convicted	116	121
				Acquitted	51	63
				Non-jury trial:		
				Convicted	41	413
				Acquitted	6	54
				Guilty plea	894	7,248
				Dismissed	574	1,632
				Pre Hearing	716	1,344
						2,060

Boldface headings indicate the classifications used by the NCSP.
 N/A = This case type is handled by the court, but the data are unavailable.

^cJudge information:
 This court is also served by 6 full-time and 16 part time Lawyer Magistrates, 26 Lay Magistrates, and 61 Clerk/Magistrates.

^dCase definition or unit of count:
 A civil case is counted with the filing of a petition or complaint.
 The criminal case unit of count is the number of informations or indictments.
 The juvenile case unit of count is the number of referrals.
 A jury trial is counted when the jury is sworn.
 A non-jury trial is counted at the point when an opening statement or the introduction of any evidence occurs.

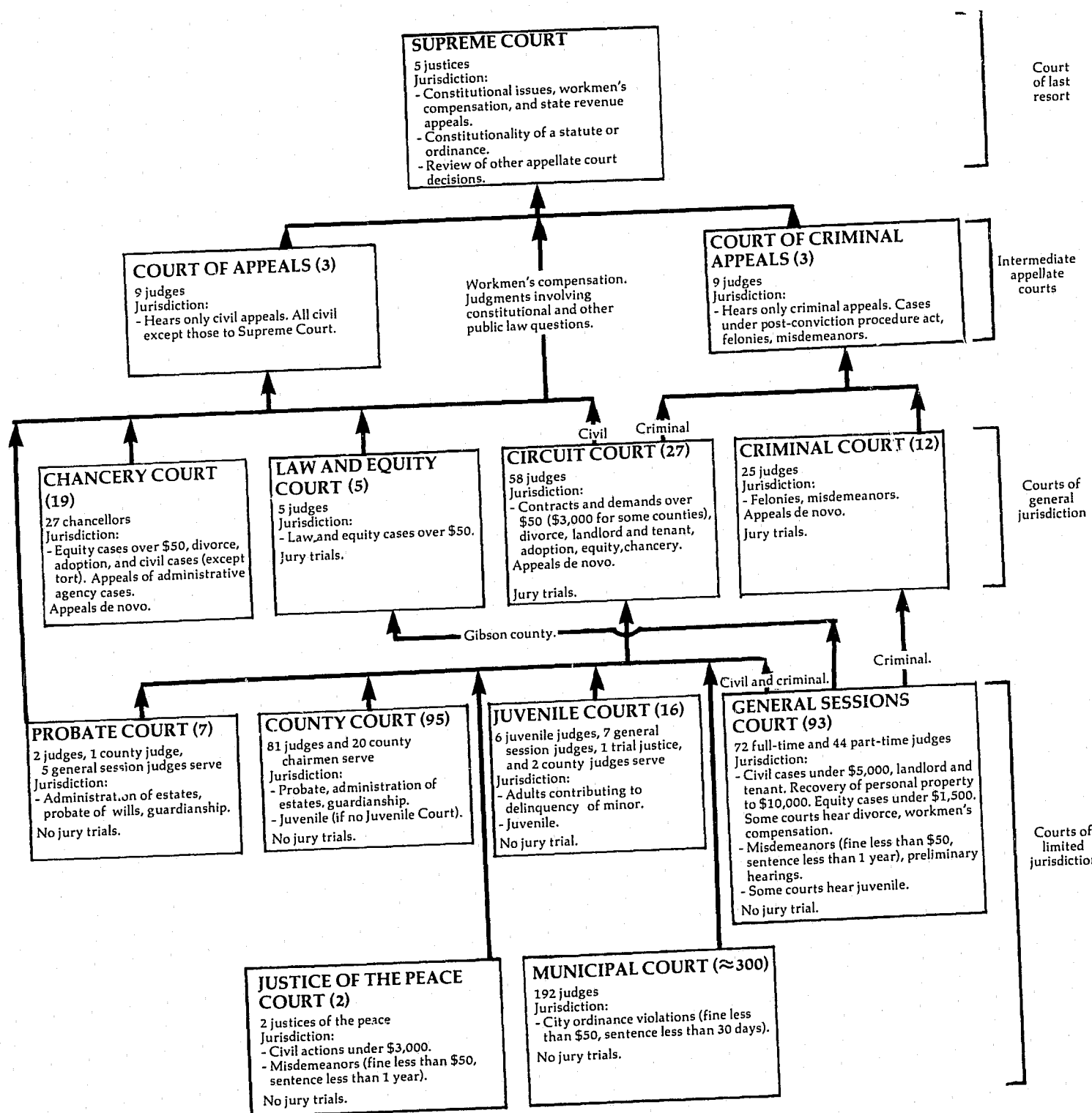
^lData are not complete:
 Circuit Court figures do not include data for the 10.2 full-time equivalent Lay Magistrates or 13 Lawyer Magistrates of the Circuit Court.
 Grand total filed figure includes juvenile filings only.
 Grand total disposition figures do not include any traffic data.

^kAdditional information:
 The juvenile caseload is handled by the court services department. There were 46.5 full-time equivalent court service officers during 1977.

^mCategories for disposition type or trial data:
 Civil non-jury trial data include contested small claims and domestic relations cases.
 Criminal trial and disposition data include only felony and high grade misdemeanor cases.

Source: Court Administrator's Office, Benchmark: A Biannual Report of the South Dakota Unified Judicial System, FY 76-77 (Pierre, South Dakota: 1978). Statistics are from the biannual report except that totals have been computed where necessary.

TENNESSEE COURT SYSTEM, 1977



↑ Indicates route of appeal.

TENNESSEE SUPREME COURT Court of last resort 5 Justices January 1, 1977 to December 31, 1977

	Beginning pending	Filed	Disposed	End pending
Cases:				
Appeals:				
Civil:				
Court of origin:				
Circuit	N/A	97 (X) ^e	X	N/A
Law and equity	N/A	3 (X) ^e	X	N/A
Chancery	N/A	105 (X) ^e	X	N/A
Probate	N/A	2 (X) ^e	X	N/A
Total	N/A	207 (X) ^e	X	N/A
Criminal	N/A	25 (X) ^e	X	N/A
Total appeals	N/A	232 (98) ^e	314	N/A
Other cases:				
Requests to appeal:				
Certiorari	N/A	647	512 (98) ^e	N/A
Total other cases	N/A	647	512 (98) ^e	N/A
Total cases	N/A	879 (98) ^e	826 (98) ^e	N/A

Manner of disposition	Disposition of cases	Appeals to appeal	Requests to appeal
Opinion	244 ^m	17	1
Per curiam	3	15	--
		35	1
		0	1

Boldface headings indicate the classifications used by the NCSP.
N/A = This case type is handled by the court, but the data are unavailable.
X = The data for this case type are known to be included in the total but were not available by category.
-- = Not applicable.

^eCases not included in the total to avoid double counting:
Petitions for certiorari granted are not counted as disposed until the appeal is disposed; a filing is not counted for the resulting appeal.
These granted petitions are the numbers appearing in parentheses.
^mInformation on disposition type or trial data:
Opinions include concurring and dissenting opinions.

Source: Executive Secretary, Supreme Court of Tennessee, 1977 Annual Report (Nashville, Tennessee). Statistics are from the annual report except that totals have been computed where necessary.

TENNESSEE COURT OF APPEALS^a Intermediate appellate court 3 divisions, 9 judges January 1, 1977 to December 31, 1977

	Beginning pending	Filed	Disposed	End pending
Cases:				
Appeals:				
Civil	N/A	758	785	N/A
Total appeals	N/A	758	785	N/A
Other cases:				
Requests to appeal				
Total other cases				
Total cases	N/A	758	785	N/A

Manner of disposition	Disposition of appeals
Opinion	Dismissed
Per curiam	Transferred
	59
	7

Boldface headings indicate the classifications used by the NCSP.
Blank space = Not enough information is known. The case category may or may not be handled by the court.
N/A = This case type is handled by the court, but the data are unavailable.

^aCourt jurisdiction:
This court has civil jurisdiction only.
^mInformation on disposition type or trial data:
Opinions include concurring and dissenting opinions.

Source: Executive Secretary, Supreme Court of Tennessee, 1977 Annual Report (Nashville, Tennessee). Statistics are from the annual report except that totals have been computed where necessary.

TENNESSEE COURT OF CRIMINAL APPEALS^a
Intermediate appellate court
3 divisions, 9 judges
January 1, 1977 to December 31, 1977

	Beginning pending	Filed	Disposed	End pending
Cases:				
Appeals:				
Criminal	N/A	633	X	N/A
Total appeals	N/A	633	X	N/A
Other cases:				
Original proceedings:				
Original jurisdiction:	N/A	81	X	N/A
Habeas corpus	N/A			
Requests to appeal	N/A	81	X	N/A
Total other cases	N/A	81	X	N/A
Total cases	N/A	714	770	N/A
<u>Manner of disposition</u>			<u>Disposition of cases</u>	
Opinion	703 ^m		Dismissals	17
Per curiam	3		Transferred	2

Boldface headings indicate the classifications used by the NCSP.
Blank space = Not enough information is known. The case category may or may not be handled by the court.
N/A = This case type is handled by the court, but the data are unavailable.
X = The data for this case type are known to be included in the total but were not available by category.

^aCourt jurisdiction:
This court has criminal jurisdiction only.
^mInformation on disposition type or trial data:
Opinions include concurring and dissenting opinions.

Source: Executive Secretary, Supreme Court of Tennessee, 1977 Annual Report (Nashville, Tennessee). Statistics are from the annual report except that totals have been computed where necessary.

TENNESSEE CIRCUIT COURT AND CRIMINAL COURT¹
Court of general jurisdiction
27 circuits, 58 judges^c; 12 circuits, 25 judges
January 1, 1977 to December 31, 1977

	Beginning pending	Filed	Disposed	End pending
Civil^d:				
Tort:				
Auto tort	X	4,180	3,907	X
Other tort:				
Damages/torts ^b	N/A	3,472	X	N/A
Other	X	3,050	4,024	X
Total	X	6,522	4,024	X
Contract:				
Contracts/debts ^b	N/A	1,140	X	N/A
Real property rights:				
Condemnations	X	480	472	X
Real estate matter ^b	N/A	183	X	N/A
Total	X	663	472	X
Domestic relations:				
Marriage dissolution:				
Divorce ^b	X	19,587	11,987 ^f	X
Petitions ^b	X	5,545	4,021	X
Total	X	25,132	16,008	X
Support/custody:				
Reciprocal support ^b	N/A	1,169	X	N/A
Adoption ^b	X	697	517 ^f	X
Other domestic relations:				
Other ^b	N/A	83	X	N/A
Total	X	27,081	16,541	X
Estate:				
Probate/wills/intestate:	N/A	23	X	N/A
Probate ^b	N/A	36	X	N/A
Mental health^b				

(continued on next page)

Tennessee Circuit Court and Criminal Court (continued)

Appeal:				
Appeal of administrative agency case:				
Appeal from administrative hearing ^b	N/A	24	X	N/A
Tax matter ^b	N/A	1	X	N/A
Workmen's compensation ^b	X	2,823	1,446 ^d	X
Total	X	2,848	1,446 ^d	X
Appeal of trial court case:				
Appeal from lower court ^b	N/A	2,672	X	N/A
Total	X	5,520	1,446 ^d	X
Extraordinary writ:				
Special remedy ^b	N/A	226	X	N/A
Other civil:				
Miscellaneous	X	3,542	2,854	X
Contempt ^b	N/A	414	X	N/A
Other ^b	N/A	115	X	N/A
Total	X	4,071	2,854 ^d	X
Total civil	17,670 ^{fhi}	49,462	42,275 ^d	18,328 ^d
Criminal^d:				
Felony	6,922	14,366	14,294	6,964
Misdemeanor	X	4,678	4,917	X
Felony/misdemeanor^b:				
Against persons	N/A	1,446	X	N/A
Against property	N/A	6,278	X	N/A
Against public welfare ^j	N/A	3,294	X	N/A
Total	N/A	11,018	X	N/A
Total criminal	X	30,062	19,211 ^d	X
Traffic:				
DWI/DUI:				
DWI	X	1,811	1,202 ^d	X
Total traffic	X	1,811	1,202 ^d	X
Grand total	27,311 ^{fhi}	81,335	73,367	27,954 ^d

	Jury trial ^{d1}	Criminal disposition ^d	Civil disposition ^d
Civil	1,233	221	1,775
Convicted after trial		117	491
Acquitted		2,937	2,234
Guilty plea		428	6,271
Dismissed		278	5,461
No true bill		67	76
Remanded-general sessions		103	5
Special remedy relief		19	828
Transfer to another court		25	93
Unapprehended defendant		818	100
Other			50
			289
			353

Boldface headings indicate the classifications used by the NCSP.
N/A = This case type is handled by the court but the data are unavailable.
X = The data for this case type are known to be included in the total but were not available by category.

^bParticular court or reporting system information:
Ten counties (Bedford, Gibson, Hamilton, Houston, McMinn, McNairy, Putnam, Sequatchie, Shelby, and Sullivan) were selected as pilot sites for the Tennessee Judicial Information System Program. The categories used to classify these cases were somewhat different from the classification system used for the rest of the state. Dispositions for these counties were not available by case type, and no pending data were available. Type of disposition data were available for the ten experimental sites.

^cJudge information:
The circuit judges also hear chancery cases in the 11 counties with no Chancery Court.

^dCase definition or unit of count:
A civil case is counted with the filing of a petition or complaint.
The criminal case unit of count is the number of informations or indictments.
A jury trial is counted when the jury is sworn.

^eBeginning pending figure for the 1977 court year does not equal the end pending figure for the 1976 court year.
Figures include data from locations using the old recordkeeping system only. Data from 10 counties are not included in this figure.

^fFigure was computed:
Beginning pending figure was computed from filed, disposed, and end pending data.

^gData are not complete:
Pending and disposition figures are incomplete as a result of the introduction of the Tennessee Judicial Information System in 10 experimental locations. No pending data were available for these locations. Disposition data were available by type of disposition, but not by case category. Footnotes in these columns reflect the missing data. Grand total filing and disposition figures are complete.
Civil dispositions include data from the 10 experimental Tennessee Judicial Information System pilot sites only.
Criminal dispositions do not include data from Shelby County, or any of the counties not participating in the pilot program for the Tennessee Judicial Information System.

^jExplanation of ^j included in the category:
Crimes against public welfare include bribery, disorderly conduct, drugs, gambling, obscenity, obstructing justice, perjury, prostitution, weapons, and other offenses.

Source: Executive Secretary, Supreme Court of Tennessee, 1977 Annual Report (Nashville, Tennessee). Statistics are from the annual report except that totals have been computed where necessary.

TENNESSEE LAW AND EQUITY COURT¹
 Court of general jurisdiction
 5 courts, 5 judges
 January 1, 1977 to December 31, 1977

	Beginning pending	Filed	Disposed	End pending
Civil^d:				
Tort:				
Auto tort	X	117	88	X
Other tort:				
Damages/torts ^b	N/A	217	X	N/A
Other	X	65	62 ⁱ	X ⁱ
Total	X ⁱ	282	150 ⁱ	X ⁱ
Total	X	399	150 ⁱ	X ⁱ
Contract:				
Contracts/debts ^b	X ⁱ	192	42 ⁱ	X ⁱ
Real property rights:				
Partitions	X	16	18	X
Land	X	9	4	X
Condemnations	X	15	21	X
Real estate matters ^b	N/A	62	X	N/A
Total	X ⁱ	102	43 ⁱ	X ⁱ
Domestic relations:				
Marriage dissolution:				
Divorce ^b	X ⁱ	2,023	1,241 ⁱ	X ⁱ
Petitions ^b	X ⁱ	779	692 ⁱ	X ⁱ
Total	X ⁱ	2,802	1,933 ⁱ	X ⁱ
Support/custody:				
Reciprocal support ^b	N/A	1	X	N/A
Adoptions	X	161	120 ⁱ	X
Other domestic relations:				
Other ^b	N/A	7	X	N/A
Total	X ⁱ	2,971	2,053 ⁱ	X ⁱ
Estate:				
Probate/wills/intestate:				
Probate ^b	N/A	5	X	N/A
Guardianship/conservatorship/trusteeship:				
Trusts ^b	N/A	23	X	N/A
Other estates:				
Conservatorship and probate	X	153	146	X
Total	X ⁱ	181	146 ⁱ	X ⁱ
Mental health ^b	N/A	31	X	N/A
Appeal:				
Appeal of administrative agency case:				
Workmen's compensation ^b	X ⁱ	194	85 ⁱ	X ⁱ
Appeal from administrative hearing ^b	N/A	2	X	N/A
Tax matter ^b	N/A	7	X	N/A
Total	X ⁱ	203	85 ⁱ	X ⁱ
Appeal of trial court case:				
Appeal from lower court ^b	N/A	56	X	N/A
Total	X ⁱ	259	85 ⁱ	X ⁱ
Extraordinary writ:				
Special remedy ^b	N/A	2	X	N/A
Other civil:				
Miscellaneous	X	253	226	X
Contempt ^b	N/A	58	X	N/A
Other ^b	N/A	18	X	N/A
Total	X ⁱ	329	226 ⁱ	X ⁱ
Total civil	2,514^{fh1}	4,466	4,271	2,721ⁱ
Grand total	2,514^{fh1}	4,466	4,271	2,721ⁱ

Jury trial^d
 Civil 21

Civil dispositionsⁱ

Judgment after trial	116
Default judgment	35
Settled	136
Dismissed	310
Divorce decree	595
Adoption decree	28
Termination of probate	40
Ruling on petition	74
Summary judgment	5
Transfer to another court	7
Special remedy relief	5
Cite for contempt	33
Other	43

(continued on next page)

Tennessee Law and Equity Court (continued)

Boldface headings indicate the classifications used by the NCSF.
 N/A = This case type is handled by the court but the data are unavailable.
 X = The data for this case type are known to be included in the total but were not available by category.

^bParticular court or reporting system information:

Two counties with Law and Equity Courts (Gibson and Sullivan) were selected as pilot sites for the Tennessee Judicial Information System. The categories used to classify these cases were somewhat different from the classification system used for the rest of the state. Dispositions for these two counties were not available by case type, and no pending data were available. Type of disposition data were available for the two experimental counties.

^dCase definition or unit of count:

A civil case is counted with the filing of a petition or complaint.

A jury trial is counted when the jury is sworn.

^fBeginning pending figure for the 1977 court year does not equal the end pending figure for the 1976 court year:

Figure is as calculated from data given in the annual report.

^hFigure was computed:

Beginning pending figure was computed from filed, disposed, and end pending data.

ⁱData are not complete:

Pending and disposition figures are incomplete as a result of the introduction of the Tennessee Judicial Information System into two counties with Law and Equity Courts. No pending data were available for these experimental sites. Disposition data were available by type of disposition, but not by case type. Footnotes in the data columns reflect those categories with missing data. Total civil and grand total filing and disposition figure are complete.

Civil disposition data include only the two experimental Tennessee Judicial Information System pilot sites.

Trial data do not include figures from the two experimental sites.

Source: Executive Secretary, Supreme Court of Tennessee, 1977 Annual Report (Nashville, Tennessee). Statistics are from the annual report except that totals have been computed where necessary.

TENNESSEE CHANCERY COURT¹
 Court of general jurisdiction
 19 chancery divisions, 27 chancellors^c
 January 1, 1977 to December 31, 1977

	Beginning pending	Filed	Disposed	End pending
Civil^d:				
Tort:				
Damages/torts ^b	N/A	161	X	N/A
Contract:				
Contract	X	2,384	2,484	X
Contracts/debts ^b	N/A	885	X	N/A
Total	X ¹	3,269	2,484 ¹	X
Real property rights:				
Land cases	X	792	896	X
Partitions	X	398	443	X
Real estate matters ^b	N/A	355	X	N/A
Total	X ¹	1,545	1,339 ¹	X ¹
Domestic relations:				
Marriage dissolution:				
Divorce ^b	X ¹	14,877	11,209 ¹	X ¹
Petitions ^b	X ¹	3,069	2,780 ¹	X ¹
Total	X ¹	17,946	13,989 ¹	X ¹
Support/custody:				
Reciprocal support ^b	N/A	4	X	N/A
Adoption ^b	X ¹	1,392	866 ¹	X ¹
Other domestic relations:				
Other	N/A	28	X	N/A
Total	X ¹	19,370	14,855 ¹	X ¹
Estate:				
Probate/wills/intestate:				
Probate ^b	N/A	768	X	N/A
Guardianship/conservatorship/trusteeship:				
Trusts ^b	N/A	26	X	N/A
Other estate:				
Conservatorship and probate	X	565	544	X
Total	X ¹	1,359	544 ¹	X ¹
Mental health^b:				
Total	N/A	113	X	N/A
Appeal:				
Appeal of administrative agency case:				
Workmen's compensation ^b	X ¹	2,189	1,647 ¹	X ¹
Appeal from administrative hearing ^b	N/A	14	X	N/A
Tax matter ^b	N/A	28	X	N/A
Total	X ¹	2,231	1,647 ¹	X ¹
Appeal of trial court cases:				
Appeal from lower court ^b	N/A	6	X	N/A
Total	N/A	2,237	1,647 ¹	N/A
Extraordinary writ:				
Special remedy	N/A	160	X	N/A
Other civil:				
Miscellaneous	X	3,844	3,758	X
Contempt ^b	N/A	82	X	N/A
Other ^b	N/A	279	X	N/A
Total	X ¹	4,205	3,758 ¹	X ¹
Total civil	15,466 ^{fhi}	32,419	31,687	14,993 ¹
Grand total	15,466 ^{fhi}	32,419	31,687	14,993 ¹

Civil dispositions¹

Judgment after trial	582
Default judgment	114
Settled	398
Dismissed	2,075
Divorce decree	2,114
Adoption decree	422
Termination of probate	686
Ruling on petition	253
Summary judgment	33
Transfer to another court	27
Special remedy relief	50
Cite for contempt	72
Other	234

Boldface headings indicate the classifications used by the NCSP.

N/A = This case type is handled by the court, but the data are unavailable.

X = The data for this case type are known to be included in the total but were not available by category.

^bParticular court or reporting system information:

Nine counties with Chancery Courts (Bedford, Hamilton, Houston, McMinn, McNairy, Putnam, Sequatchie, Shelby, and Sullivan) were selected as pilot sites for the Tennessee Judicial Information System. The categories used to classify these cases were somewhat different from the classification system used for the rest of the state. Dispositions for these counties were not available by case type, and no pending data were available. Type of disposition data were available for the nine experimental counties.

^cJudge information:

Circuit judges hear chancery cases in 11 counties with no Chancery Court.

^dCase definition or unit of count:

A civil case is counted with the filing of a petition or complaint.

^fBeginning pending figure for the 1977 court year does not equal the end pending figure for the 1976 court year:

Figures are as computed from data given in the annual report.

^hFigure was computed:

Beginning pending figure was computed from filed, disposed, and end pending data.

ⁱData are not complete:

Pending and disposition figures are incomplete as a result of the introduction of the Tennessee Judicial Information System into nine counties with Chancery Courts. No pending data were available for these experimental locations. Disposition data were available by type of disposition, but not by case type. Footnotes in the data columns reflect those categories with missing data. Total civil and grand total filing and disposition figures are complete.

Civil disposition data include only the nine experimental Tennessee Judicial Information System pilot locations only.

Source: Executive Secretary, Supreme Court of Tennessee, 1977 Annual Report (Nashville, Tennessee). Statistics are from the annual report except that totals have been computed where necessary.

TENNESSEE PROBATE COURT
 Court of limited jurisdiction
 7 courts: 2 judges, 1 county judge, and 5 general sessions judges also serve
 January 1, 1977 to December 31, 1977

There were no data available for cases handled in the Probate Court for 1977.

TENNESSEE COUNTY COURT
 Court of limited jurisdiction
 95 counties: 81 judges, and 20 county chairmen serve
 January 1, 1977 to December 31, 1977

There were no data available for cases handled in the County Court for 1977.

TENNESSEE JUVENILE COURT
 Court of limited jurisdiction
 16 courts: 6 juvenile judges, 7 general sessions judges, 1 trial justice, and 2 county judges serve
 January 1, 1977 to December 31, 1977

There were no data available for cases handled in the Juvenile Court for 1977.

TENNESSEE GENERAL SESSIONS COURT
 Court of limited jurisdiction
 93 courts: 72 full-time and 44 part-time judges serve
 January 1, 1977 to December 31, 1977

There were no data available for cases handled in the General Sessions Court for 1977.

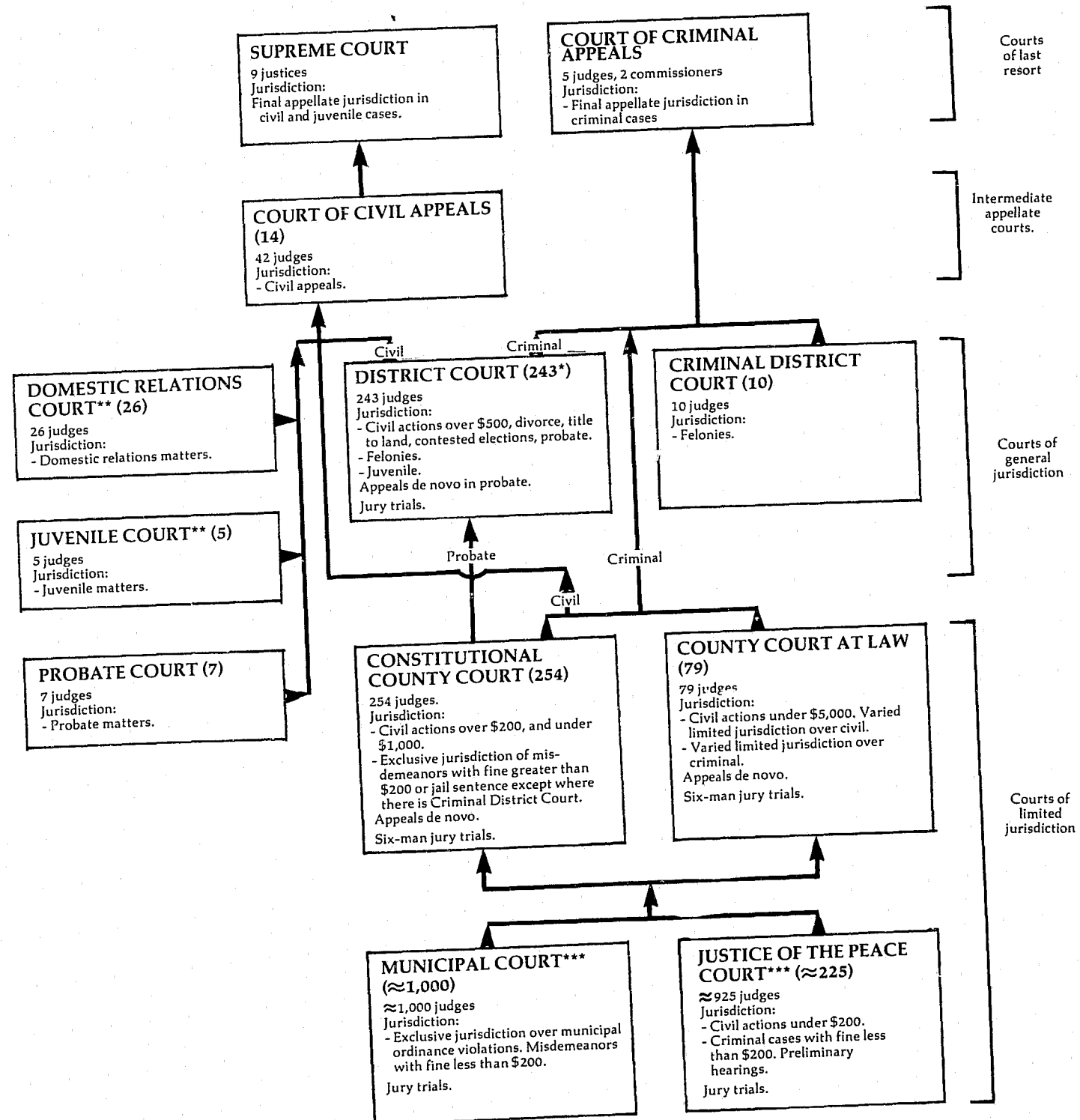
TENNESSEE MUNICIPAL COURT
 Court of limited jurisdiction
 ≈ 300 courts, 192 judges
 January 1, 1977 to December 31, 1977

There were no data available for cases handled in the Municipal Court for 1977.

JUSTICE OF THE PEACE COURT
 Court of limited jurisdiction
 2 courts, 2 justices of the peace
 January 1, 1977 to December 31, 1977

There were no data available for cases handled by the Justice of the Peace Court for 1977.

TEXAS COURT SYSTEM, 1977



↑ Indicates route of appeal.

*Twenty-three of the District Courts were created on April 1, 1977.
 **The Domestic Relations Courts and Juvenile Courts were converted to District Court on September 1, 1977.
 ***Some Municipal and Justice of the Peace Courts may appeal to the District Court.

TEXAS SUPREME COURT¹ Court of last resort 9 justices January 1, 1977 to December 31, 1977

	Beginning pending	Filed	Disposed	End pending
Cases:				
Appeals:				
Civil	30 ^J	14 (70) ^e	75	42 ^{J1}
Total appeals	30 ^J	14 (70) ^e	75	42 ^{J1}
Other cases:				
Original proceedings:				
Original jurisdiction:				
Habeas corpus	(J)	0 (3) ^e	2	(J)
Mandamus (civil)	(J)	0 (16) ^e	14	(J)
Mandamus (criminal)	0	0	0	0
Prohibition	0	0	0	0
Total	5 ^{J1}	0 (19) ^e	16	4 ^{J1}
Requests to appeal:				
Motions for leave to file petitions for writ of:				
Mandamus (civil)	4	88	74 (16) ^e	2
Mandamus (criminal)	49	153	159 (0) ^e	43
Habeas corpus	0	11	8 (3) ^e	0
Prohibition	0	3	3 (0) ^e	0
Total	53	255	244 (19) ^e	45
Applications for writs of error	122	766	615 (102) ^e	171
Total	175	1,021	859 (121) ^e	216
Total other cases	228 ^{J1}	1,021 (19) ^e	875 (121) ^e	261 ^{J1}
Total cases	258	1,035 (89)^e	950 (121)^e	303^B
Other proceedings:				
Rehearing requests ^J	14	341	318	37
Other matters:				
Miscellaneous motions	---	73	73	---
Total other proceedings	14	414	391	37
Manner of disposition				
Written opinion	75 ^B			
Per curiam	9			
Disposition of cases				
Affirmed Court of Civil Appeals			22	---
Affirmed judgment of trial court			3	---
Reversed judgment of trial court			1	---
Reversed Court of Civil Appeals, affirmed trial court ...			23	---
Reversed and remanded to trial court			13	---
Reversed and remanded to Court of Civil Appeals			2	---
Dismissed as moot			5	---
Writs granted			4	1
Relator discharged (withdrawn by petitioner)			---	1
Status of pending cases (12/31/77)				
Set for submission	15			
Under submission	27			

Boldface headings indicate the classifications used by the NCSP.
 -- = Not applicable.

^aCourt jurisdiction:
 The Supreme Court is the court of last resort for civil cases only.

^bCases not included in the total to avoid double counting:
 Motions for leave to file petitions for writs of mandamus, habeas corpus, or prohibition, and applications for writs of error when granted are not counted as disposed cases until the associated original jurisdiction cases or appeals are disposed. Similarly, a filing is not counted for the resulting original jurisdiction case or appeal. These granted petitions and applications are the numbers appearing in parentheses.

^cChange in pending does not equal the difference between filings and dispositions:
 Data are as given in the annual reports.

^dData are not complete:
 Pending figures for total original jurisdictions and total other cases do not include habeas corpus or civil mandamus. They are included in the appeals pending figures.

^eExplanation of data included in the category:
 Rehearing requests include motions for rehearing of causes, motions for rehearing of applications for writs of error, and motions for rehearing of motions for leave to file petition.

^fPending figures for habeas corpus and civil mandamus cases listed under original jurisdiction are included in the civil appeals data.

^gSpecial source or revision in the data:
 The end pending civil appeals figure was taken from the 50th Annual Report 1978 where it is listed as the beginning pending figure for that year.

^hInformation on disposition type or trial data:
 The court also filed 23 dissenting opinions and 4 concurring opinions.

Source: Texas Judicial Council, 49th Annual Report 1977 (Austin, Texas: May, 1978). Statistics are from the annual report except that totals have been computed where necessary.

TEXAS COURT OF CRIMINAL APPEALS^a
 Court of last resort
 5 judges, 2 commissioners
 January 1, 1977 to December 31, 1977

	Beginning pending	Filed	Disposed	End pending
Cases:				
Appeals:				
Criminal:				
Criminal	X	3,183	X	X
Reinstated criminal	X	113	X	X
Applications for writ of habeas corpus, etc., granted	X	(97) ^e	X	X
Total appeals	1,075	3,296 (97) ^e	2,564	1,904
Other cases:				
Requests to appeal:				
Habeas corpus and mandamus	64 ^f	1,396	1,264 (97) ^e	99 ^h
Total other cases	64 ^f	1,396	1,264 (97) ^e	99 ^h
Total cases	1,139^f	4,692 (97)^e	3,828 (97)^e	2,003
Other proceedings:				
Rehearing requests	0	426	426	0
Total other proceedings	0	426	426	0

	Manner of disposition				Disposition of appeals		Requests to appeal
	Criminal appeals	Other cases	Other proceedings	Total	Criminal	Other	
Signed opinion	491 ^m	--	--	491	1,825	--	--
Per curiam	2,102	--	39	2,141	60	--	--
With written order	6	X	X	36	162	19	19
Status of pending appeals (12/31/77)							
Under submission on rehearing			7		142	--	--
Under original submission			97		2	--	--
Unsubmitted cases			1,669		5	--	--
Pending decision on rehearing			12 ^o		99	--	--
Appeal to U.S. Supreme Court			2		129	--	--
					10	--	--
					86	97	97
					31	1,163	1,163
					--	71	71
					--	11	11

Boldface headings indicate the classifications used by the NCSP.
 Blank space = Not enough information is known. The case category may or may not be handled by the court.
 X = The data for this case type are known to be included in the total but were not available by category.
 -- = Not applicable.

^aCourt jurisdiction: The Court of Criminal Appeals is the court of last resort for criminal cases only. It has no original jurisdiction.

^cCases not included in the total to avoid double counting: Applications for writ of habeas corpus, etc., when granted, are not counted as disposed until the associated habeas corpus appeal is disposed; a new filing is not counted for the resulting appeal. The applications granted are the figures appearing in parentheses. Eighty-four of these granted applications were disposed of with written opinion.

^fBeginning pending figure for the 1977 court year does not equal the end pending figure for the 1976 court year: Figures are as given in the annual report.

^hFigure was computed: End pending figure was computed from filing, disposition, and beginning pending data. There were 35 of the 99 habeas corpus petitions under consideration at year end.

^mInformation on disposition type or trial data: The court also filed 101 dissenting opinions, 34 concurring opinions, and 11 opinions dissenting in part, concurring in part.

Source: Texas Judicial Council, 49th Annual Report 1977 (Austin, Texas: May, 1978). Statistics are from the annual report except that totals have been computed where necessary.

TEXAS COURTS OF CIVIL APPEALS^a
 Intermediate appellate court
 14 divisions, 42 judges
 January 1, 1977 to December 31, 1977

	Beginning pending	Filed	Disposed	End pending
Cases:				
Appeals:				
Civil	978	1,969	1,867 ^k	1,080
Total appeals	978	1,969	1,867 ^k	1,080
Other cases:				
Original proceedings				
Requests to appeal				
Total other cases				
Total cases	978	1,969	1,867^k	1,080
Manner of disposition				
Written opinion	1,616 ^m			
Per curiam	83			
Disposition of appeals				
Affirmed			863	
Reversed and rendered			138	
Reversed and remanded			305	
Modified and affirmed or modified			51	
Partially affirmed			71	
Dismissed with opinion			125	
Dismissed without opinion			166	
Time interval (average months)				
Filing to disposition				6
Age of pending cases				
Under 6 months				877
6+ to 12 months				194
Over 12 months				9

Boldface headings indicate the classifications used by the NCSP.
 Blank space = Not enough information is known. The case may or may not be handled by the court.

^aCourt jurisdiction: The Courts of Civil Appeals have civil jurisdiction only.

^kAdditional information: During 1977, 31 cases were granted a rehearing after disposition. These cases were subtracted from the total number disposed and were not added to the number filed to avoid double counting of cases.

^mInformation on disposition type or trial data: The 1,616 majority opinions included 1,491 in cases on the merits, 25.5 refusing rehearing, 31.5 refusing rehearing, and 68 dismissing appeals. In addition, the court filed 47 dissenting, 24 concurring, and 1 dissenting in part, concurring in part opinions.

Source: Texas Judicial Council, 49th Annual Report 1977 (Austin, Texas: May, 1978). Statistics are from the annual report except that totals have been computed where necessary.

TEXAS DISTRICT COURT, CRIMINAL DISTRICT COURT,
DOMESTIC RELATIONS COURT^b, and JUVENILE COURT^c
Court of general jurisdiction
243^b courts, 243 judges; 10 courts, 10 judges; 28^b courts, 28 judges; 5^b courts, 5 judges
January 1, 1977 to December 31, 1977

	Beginning pending	Filed ^j	Disposed	End pending
Civil^d:				
Tort:				
Auto tort:				
Personal injury	28,519 ^f	17,301	15,672	30,148
Domestic relations:				
Marriage dissolution:				
Divorce	75,743 ^f	123,519	117,539	81,723
Annulment	856 ^f	1,617	1,531	942
Total	76,599	125,136	119,070	82,665
Other domestic relations:				
Nonadversary ^j	9,845 ^f	21,212	18,896	12,161
Total	86,444 ^f	146,348	137,966	94,826
Appeal:				
Appeal of administrative agency case:				
Workmen's compensation	7,696 ^f	7,938	6,629	9,005
Tax	59,041 ^f	20,564	20,798	58,807
Total	66,737 ^f	28,502	27,427	67,812
Extraordinary writ:				
Habeas corpus	1,122 ^f	4,331	4,349	1,104
Other civil	110,011 ^f	88,853	77,198	121,666
Total civil	292,833^f	285,335	262,612	315,556
Criminal^d:				
Felony:				
Criminal categories	56,096 ^f	68,836	72,092	52,840
Misdemeanor	5,475	5,985	5,211	6,249
Postconviction remedy:				
Postconviction habeas corpus	632 ^f	1,444	1,554	522
Other criminal:				
Contempt, extradition	631 ^f	936	911	656
Bond forfeitures	6,917	4,637	3,342	8,212
Total	7,548 ^f	5,573	4,253	8,868
Total criminal	69,751^f	81,838	83,110	68,479
Juvenile:				
Criminal-type offense:				
Delinquency	X	8,148	X	X
Status offense:				
Child in need of supervision	X	1,297	X	X
Other juvenile	X	1,696	X	X
Total juvenile	4,952^f	11,141	10,808	5,285
Grand total	367,536^f	378,314	356,530	389,320

	Trial ^d			Civil dispositions						
	Jury	Non-jury	Directed verdict ^e	Total	Auto tort	Marriage dissolution	Other	Agency appeal	Other civil	Total
Civil:										
Auto tort	726	1,245	28	1,999						
Domestic relations:										
Marriage dissolution ...	101	92,043	89	92,233						
Other	51	13,856	29	13,936						
Total	152	105,899	118	106,169						
Appeal	557	2,570	56	3,183						
Other civil	1,466	20,142	215	21,823						
Total	2,901	129,856	417	133,174						
Criminal:										
Felony	2,884	1,026	29	3,939						
Misdemeanor	24	120	1	145						
Total	2,908	1,146	30	4,084						
Juvenile	83	6,372	21	6,476						
Grand total	5,892	137,374	468	143,734						

(continued on next page)

Texas District Court, Criminal District Court, Domestic Relations Court, and Juvenile Court (continued)

	Criminal dispositions		
	Felony	Misdemeanor	Total
Jury trial:			
Conviction	2,489	10	2,499
Acquittal	395	14	409
Directed verdict^e:			
Acquittal	29	1	30
Non-jury trial:			
Conviction	634	0	634
Acquittal	392	120	512
Guilty plea	39,321	1,849	41,170
Transfer	446	1,191	1,637
Dismissal, insufficient evidence	5,210	1,140	6,350
Other dismissals	23,176	886	24,062

Boldface headings indicate the classifications used by the NCSP.
X = The data for this case type are known to be included in the total but were not available by category.
-- = Not applicable.

^bParticular court or reporting system information:
Twenty-three of the district courts were created on April 1, 1977. The domestic relations courts and juvenile courts were converted to District Courts on September 1, 1977.

^dCase definition or unit of count:
A civil case is counted with the filing of a petition or complaint.
The criminal case unit of count is the number of defendants on the information or indictment.
A jury trial is counted when the jury is sworn.
A non-jury trial is counted at the point when an opening statement or the introduction of any evidence occurs. Guilty pleas in criminal cases after the start of a non-jury trial are not counted as trials.

^eBeginning pending figure for the 1977 court year does not equal the end pending figure for the 1976 court year: Figures are as given in the annual report.

^fData are not complete:
The data were compiled from 3,002 out of a possible 3,048 monthly county reports from the court.

^jExplanation of data included in the category:
Filings include new cases filed and other cases reaching docket.
Domestic relations "nonadversary" category includes adoptions, change of name, occupational drivers' licenses, dependent and neglected children decisions, and removal of disability of minority.

^mInformation on disposition type or trial data:
Directed verdict cases are counted as jury trials on the tables in Part II of this report.
Total convictions include felony convictions and lesser offense convictions.

Source: Texas Judicial Council, 49th Annual Report 1977 (Austin, Texas: May, 1978). Statistics are from the annual report except that totals have been computed where necessary.

TEXAS COUNTY COURT AT LAW, CONSTITUTIONAL COUNTY COURT, AND PROBATE COURT¹
 Court of limited jurisdiction
 79 courts, 79 judges; 254 courts, 254 judges; 7 courts, 7 judges
 January 1, 1977 to December 31, 1977

	Beginning pending	Filed	Disposed	End pending
Civil:				
Law:				
Other civil ^f	58,638 ^f	46,692	48,501	56,829
Tort:				
Auto tort:				
Auto damage	14,134 ^f	9,223	8,909	14,448
Contract:				
Suit on debt	39,755 ^f	25,535	25,994	39,296
Real property rights:				
Condemnation	1,833 ^f	330	467	1,696
Estate:				
Probate/wills/intestate:				
Probate	N/A	59,911	N/A	N/A
Total civil	114,360 ^{f1}	141,691	83,871 ¹	112,269 ¹
Criminal:				
Misdemeanor:				
Worthless checks	69,746 ^f	34,380	41,572	62,629 ⁸
Marijuana	12,601 ^f	25,457	24,145	13,913
Other criminal	99,020 ^f	78,972	116,341	109,969 ⁸
Total ^j	181,367 ^{fj}	138,809	182,058 ^j	186,518 ^{1j}
Appeal	(1)	48,393	(1)	(1)
Total crimina.	181,367 ^f	187,202	182,058	186,511
Traffic:				
DWI/DUI:				
Driving while intoxicated	45,607 ^f	82,360 ^c	77,800	50,167
Total traffic	45,607 ^f	82,360	77,800	50,167
Juvenile:				
Criminal-type offense:				
Delinquency	X	1,312	X	X
Status offense:				
Child in need of supervision	X	338	X	X
Total juvenile	1,144 ^f	1,650	1,369	1,425
Grand total	342,478 ^{f1}	412,903	345,098 ¹	350,372 ¹

	Trial ^d			Civil dispositions				Real property	
	Jury	Non-jury	Total	Law	Auto tort	Contract	rights	Total	
Civil:									
Law	836	1,491	2,327	23,506	320	502	17	2,171	
Tort:				21,336	3,308	14,503	301	41,618	
Auto tort	165	430	595						
Contract	103	1,144	1,247						
Real property rights	12	13	25						
Total	1,116	3,078	4,194	1,332	4,686	9,742	124	35,888	
Criminal:									
Misdemeanor	1,098	1,704	2,802	650				482	
Traffic:				448				392	
DWI/DUI	874	413	1,287						
Grand total	3,088	5,195	8,283	793				266	
				911				147	
				73,868				63,866	
				89,863				10,861	
				15,525				1,786	

Boldface headings indicate the classifications used by the NCSP.
 N/A = This case type is handled by the court, but the data are unavailable.
 X = The data for this case type are known to be included in the total but were not available by category.
^cCase definition or unit of count:
 A civil case is counted with the filing of a petition.
 The criminal case unit of count is the number of defendants on the information or complaint.
 A trial is counted if tried to verdict or decision.
^fBeginning pending figure for the 1977 court year does not equal the end pending figure for the 1976 court year.
 The number of cases pending is adjusted by computer to reflect transfers and other year-end input.
^gChange in pending does not equal the difference between filings and dispositions.
 Criminal appeals pending and disposed figures are reported in the misdemeanor categories. Criminal appeals filed are reported separately.
 As a result, neither misdemeanor or criminal appeals figures balance.
^hData are not complete:
 In the calendar year 1977, clerks in 242 counties reported data for all 12 months, 6 others reported fewer than 12 months' activities, and 6 submitted no reports at all. On a statewide basis 2,954 monthly court reports were received out of a possible 3,048 for the 12-month period.
 Total civil and grand total disposition and pending figures do not include estate cases. Filings are for all categories.
^jExplanation of data included in the category:
 "Other civil" includes all of Harris County (Houston) activity which was not reported in the four detailed civil categories.
 Misdemeanor totals include appeal dispositions and pending cases. Appeal filings are separated from the misdemeanor cases.
 Source: Texas Judicial Council, 49th Annual Report 1977 (Austin, Texas: May 1978). Statistics are from the annual report except that totals have been computed where necessary.

TEXAS MUNICIPAL COURT¹
 Court of limited jurisdiction
 ≈1,000 courts, ≈1,000 judges
 January 1, 1977 to December 31, 1977

	Beginning pending	Filed	Disposed	End pending
Criminal:				
Misdemeanor:				
Non-traffic	N/A	420,020 ¹	280,217 ¹	N/A
Total criminal ^k	N/A	420,020 ^{1k}	280,217 ^{1k}	N/A
Traffic:				
Parking	N/A	2,549,391 ¹	1,322,945 ¹	N/A
Other traffic violation	N/A	2,331,933 ¹	1,755,310 ¹	N/A
Total traffic	N/A	4,881,324 ¹	3,078,255 ¹	N/A
Grand total	N/A	5,301,344 ¹	3,358,472 ¹	N/A

	Trial ^d			Criminal dispositions		Traffic dispositions ^m	
	Jury	Non-jury	Total	Jury trial:	Traffic trial:		
Criminal (misdemeanor) ...	561	55,816	56,377	Conviction	Conviction		
Trafficⁿ (other traffic violation)	1,284	245,315	246,599	Acquittal	Acquittal		
Total	1,845	301,131	302,976	Non-jury trial:	Non-jury trial:		
				Conviction	Conviction		
				Acquittal	Acquittal		
				Dismissed	Dismissed		
				Bond forfeitures	Bond forfeitures		
				Payments of fine	Payments of fine		

Boldface headings indicate the classifications used by the NCSP.
 N/A = This case type is handled by the court, but the data are unavailable.
^bParticular court or reporting system information:
 Monthly reports were requested only from the 214 cities with a 1970 population of over 5,000.
^cCase definition or unit of count:
 The criminal case unit of count is the number of defendants on the complaint.
 A trial is counted if tried to verdict or decision.
^dData are not complete:
 Data reported here represent 2,168 Municipal Court monthly reports out of a possible 2,568. Data includes only courts in cities with a 1970 population of 5,000 or greater.
^eAdditional information:
 There were 3,738 felony complaints accepted and 43 examining trials conducted.
^fInformation on disposition type or trial data:
 Trial and disposition data for traffic cases include only other traffic violations cases.
 Source: Texas Judicial Council, 49th Annual Report 1977 (Austin, Texas: May, 1978). Statistics are from the annual report except that totals have been computed where necessary.

TEXAS JUSTICE OF THE PEACE COURT^d
 Court of limited jurisdiction
 925 courts, 925 judges
 January 1, 1977 to December 31, 1977

	Beginning pending	Filed	Disposed	End pending
Civil^d:				
Law:				
Civil suits	N/A	195,536 ^e	165,101 ^e	N/A
Total civil	N/A	195,536 ^e	165,101 ^e	N/A
Criminal^d:				
Misdemeanor:				
Non-traffic	N/A	322,534 ^e	215,292 ^e	N/A
Total criminal	N/A	322,534 ^e	215,292 ^e	N/A
Traffic:				
Total traffic	N/A	1,065,738 ^e	944,937 ^e	N/A
Grand total	N/A	1,583,808 ^e	1,325,330 ^e	N/A

<u>Trial^d</u>			<u>Criminal dispositions</u>			<u>Traffic dispositions</u>		
	Jury	Non-jury	Total	Jury trial:		Jury trial:		
Civil (law)	817	44,751	45,568	Conviction	483	Conviction	2,104	
Criminal (misdemeanor)	713	39,905	40,618	Acquittal	230	Acquittal	587	
Traffic	2,691	118,928	121,619	Non-jury trial:		Non-jury trial:		
Total	4,221	203,584	207,805	Conviction	36,547	Conviction	113,155	
				Acquittal	3,358	Acquittal	5,773	
				Dismissed	40,963	Dismissed	42,549	
				Bond forfeitures	3,014	Bond forfeitures	8,863	
				Payments of fine	130,697	Payments of fine	771,906	
<u>Civil dispositions</u>								
Settlement		Law						
Dismissed		58,338						
		61,195						

Boldface headings indicate the classifications used by the NCSP.
 N/A - This case type is handled by the court, but the data are unavailable.

^dCase definition or unit of count:

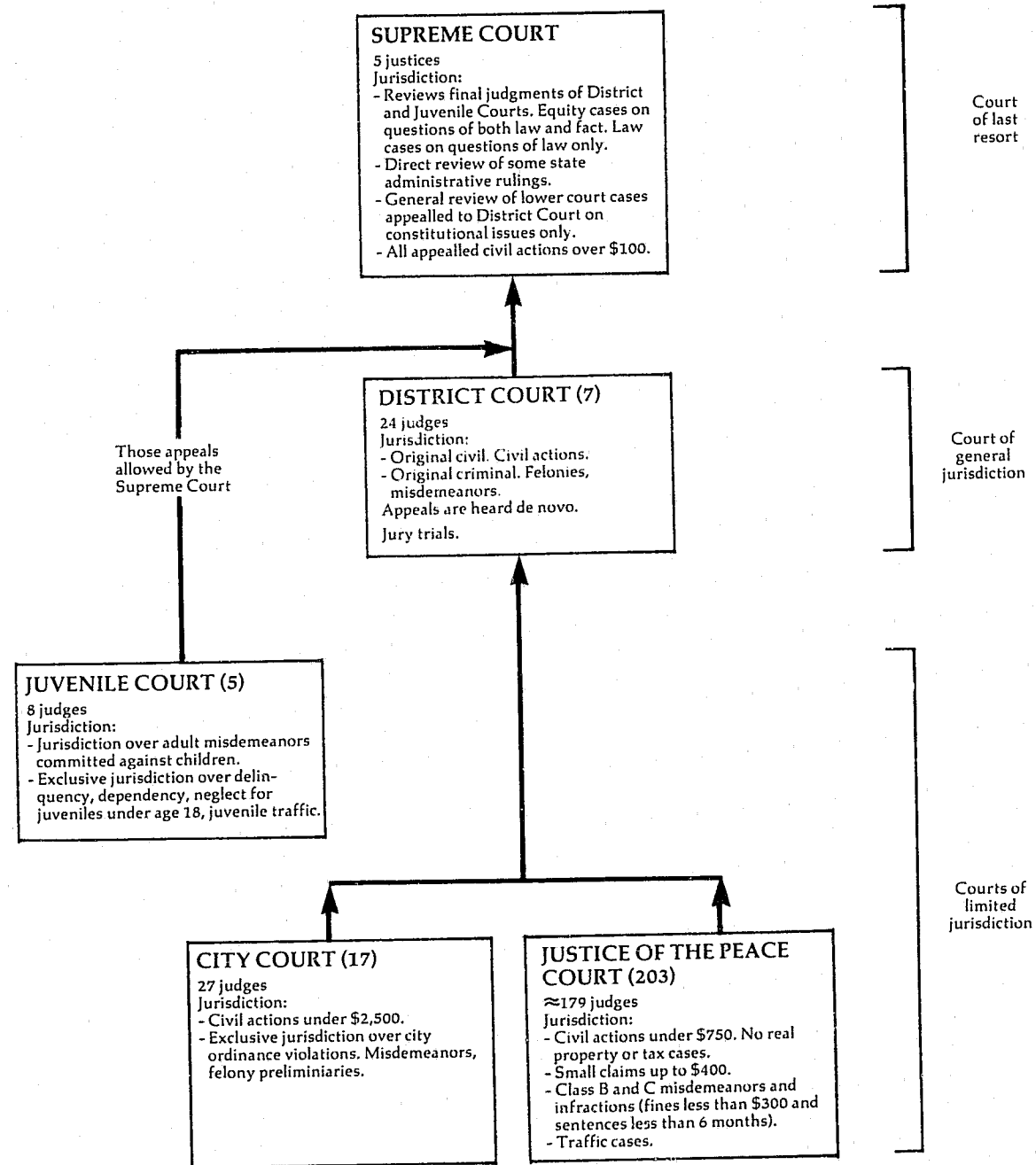
A civil case is counted with the filing of a petition.
 The criminal case unit of count is the number of defendants on the complaint.
 A trial is counted if tried to verdict or decision.

^eData are not complete:

Data reported here represent 8,521 Justice of the Peace Court monthly reports out of a possible 11,100.

Source: Texas Judicial Council, 49th Annual Report 1977 (Austin, Texas: May, 1978). Statistics are from the annual report except that totals have been computed where necessary.

UTAH COURT SYSTEM, 1977



UTAH SUPREME COURT Court of last resort 5 justices January 1, 1977 to December 31, 1977

	Beginning pending	Filed	Disposed	End pending
Cases:				
Appeals:				
Civil	N/A	362	X	N/A
Criminal	N/A	129	X	N/A
Other appeals:				
Miscellaneous ¹	N/A	143	X	N/A
Total appeals	N/A	634	659 ¹	N/A
Other cases:				
Original proceedings				
Requests to appeal				
Total other cases				
Total cases	N/A	634	659 ¹	N/A
Other proceedings:				
Other matters:				
Law and motions	--	319	319	--
Total other proceedings	--	319	319	--
Manner of disposition				
Opinion		350		
Dismissal		309		

Boldface headings indicate the classifications used by the NCSP.
Blank space = Not enough information is known. The case category may or may not be handled by the court.
N/A = This case type is handled by the court, but the data are unavailable.
X = The data for this case type are known to be included in the total but were not available by category.
-- = Not applicable.

¹Data are not complete:
Total appeals and total cases disposed include only those cases disposed by opinion or dismissed.
²Explanation of data included in the category:
Miscellaneous cases include appeals from interlocutory orders, juvenile matters, and writs of review.

Source: Utah Judicial Council, Annual Report, Utah Courts July 1, 1977 to June 30, 1978 (Salt Lake City, Utah: 1978). Statistics are from the annual report except that totals have been computed where necessary.

UTAH DISTRICT COURT
Court of general jurisdiction
7 districts, 24 judges
July 1, 1976 to June 30, 1977

	Beginning pending	Filed	Disposed	End pending
Civil^d:				
Tort:	X	751	X	X
Personal injury				
Real property rights:	X	120	X	X
Eminent domain				
Domestic relations:				
Marriage dissolution:	X	9,230	X	X
Divorce				
Estate:				
Probate/wills/intestate:	2,281 ^f	3,484	2,921	2,844
Probate	X	802	829	X
Mental health	X	117	63	X
Appeal			X	X
Extraordinary writ:	X	203	X	X
Writ ^g				
Other civil:	X	12,303	X	X
Complaints ^h				
Total civil	18,342^f	27,010	22,843	22,212^g
Criminal^d:				
Felony/misdemeanor:	X	2,759	2,606	X
Criminal categories	X	593	393	X
Appeal	894 ^f	3,352	2,999	1,250 ^g
Total criminal	19,236^f	30,362	25,842	23,462^g
Grand total	19,236^f	30,362	25,842	23,462^g

	Trial ^d			Civil dispositions		Criminal dispositions	
	Jury	Non-jury	Total				
Civil	246	1,804	2,050	Clerk judgment	894	Pleas of guilty	1,591
Criminal	304	131	435	Summary judgment	823	Dismissed	580
Total	550	1,935	2,485	Defaults	8,743		
				Dismissed	6,520		

Boldface headings indicate the classifications used by the NCSP.
X = The data for this case type are known to be included in the total but were not available by category.

^dCase definition or unit of count:
A civil case is counted with the filing of a petition or complaint.
The criminal case unit of count is the number of informations, indictments, or complaints.
A jury trial is counted when the jury is sworn.
A non-jury trial is counted at the point when an opening statement or the introduction of any evidence occurs.
^fBeginning pending figure for the 1977 court year does not equal the end pending figure for the 1976 court year:
Data are as given in the annual report.
^gChange in pending does not equal the difference between filings and dispositions:
Figures are as given in the annual report.
^hData were computed:
Beginning pending figures for the 6th District Court were computed using filed, disposed, and end pending data for that court available in the annual report.
^jExplanation of data included in the category:
Complaints (other civil) include filings not set forth in other categories, e.g., Uniform Enforcement of Support Act.
Writs contain such matters as writs of review, prohibition, coram nobis, and habeas corpus.

Source: Utah Judicial Council, Annual Report, Utah Courts July 1, 1976-June 30, 1977 (Salt Lake City, Utah: 1977). Statistics are from the annual report except that totals have been computed where necessary.

UTAH CITY COURT^b
Court of limited jurisdiction
17 courts, 27 judges
July 1, 1976 to June 30, 1977

	Beginning pending	Filed	Disposed	End pending
Civil^d:				
Small claims	N/A	7,546	X	N/A
Other civil:				
Complaints	N/A	18,811	X	N/A
New trials	N/A	82	X	N/A
Total	N/A	18,868	X	N/A
Total civil	N/A	26,439	22,380	N/A
Criminal^d:				
Misdemeanor:				
State ^e	N/A	9,103	X	N/A
Ordinance violation:				
City	N/A	17,243	X	N/A
Preliminary hearing:				
Felony preliminary	N/A	(j)	X	N/A
Other criminal:				
New trials	N/A	46	X	N/A
Total criminal	N/A	26,392	21,602	N/A
Traffic^d:				
Parking	N/A	313,992	X	N/A
Other traffic violation:				
Moving	N/A	90,561	X	N/A
Nonmoving	N/A	26,834	X	N/A
Total	N/A	117,395	X	N/A
Total traffic	N/A	431,218	353,148	N/A
Grand total	N/A	484,049	397,130	N/A

	Trial ^d			Civil dispositions		Traffic dispositions	
	Jury	Non-jury	Total				
Civil	65	2,376	2,441	Dismissed	5,586	Guilty pleas	40,045
Criminal	N/A	N/A	N/A	Defaults	8,442	Bail forfeiture	299,172
Traffic	227	5,925	6,152	Summary judgments	735	Dismissed	7,779
Total	292	8,301	8,593	Clerk judgment	5,176		

Boldface headings indicate the classifications used by the NCSP.
N/A = This case type is handled by the court, but the data are unavailable.
X = The data for this case type are known to be included in the total but were not available by category.

^bParticular court or reporting system information:
The City Court was repealed effective July 1, 1978 and replaced by the Circuit Court.

^dCase definition or unit of count:
A civil case is counted with the filing of a petition or complaint.
The criminal case unit of count is the number of informations, indictments, or complaints.
The traffic case unit of count is the number of citations issued, regardless of the number of violations contained in each citation.
A jury trial is counted when the jury is sworn.
A non-jury trial is counted at the point when an opening statement or the introduction of any evidence occurs.

ⁱData are not complete:
Total trial figures do not include criminal trial data.

^jExplanation of data included in the category:
State case filings include felony preliminary hearings and state misdemeanors.

Source: Utah Judicial Council, Annual Report, Utah Courts July 1, 1976-June 30, 1977 (Salt Lake City, Utah: 1977). Statistics are from the annual report except that totals have been computed where necessary, and additions were made by the office of the state court administrator during verification.

UTAH JUSTICE OF THE PEACE COURT¹
 Courts of limited jurisdiction
 203 courts, 179 justices of the peace
 January 1, 1977 to June 30, 1977

	Beginning pending	Filed	Disposed	End pending
Civil:				
Small claims	N/A	1,296 ¹	N/A	N/A
Other civil	N/A	258 ¹	N/A	N/A
Total civil	N/A	1,554 ¹	N/A	N/A
Criminal:				
Misdemeanor	N/A	8,714 ¹	N/A	N/A
Preliminary hearing	N/A	148 ¹	N/A	N/A
Total criminal	N/A	8,862 ¹	N/A	N/A
Traffic:				
DWI/DUI	N/A	1,448 ¹	N/A	N/A
Parking	N/A	6,486 ¹	N/A	N/A
Other traffic violations:				
License violations	N/A	4,965 ¹	N/A	N/A
Speeding	N/A	40,824 ¹	N/A	N/A
Other moving	N/A	9,479 ¹	N/A	N/A
Other non-moving	N/A	16,893 ¹	N/A	N/A
Total	N/A	72,161 ¹	N/A	N/A
Total traffic	N/A	80,095 ¹	N/A	N/A
Grand total	N/A	90,511 ¹	N/A	N/A

Boldface headings indicate the classifications used by the NCSP.
 N/A = This case type is handled by the court, but the data are unavailable.

^dCase definition or unit of count:

A civil case is counted with the filing of a complaint.
 The criminal case unit of count is the number of complaints filed.
 The traffic case unit of count is the number of violations contained within each citation.

¹Data are not complete:

Data represent a six-month period from January 1, 1977 to June 30, 1977. There were 769 individual monthly statistical reports submitted by 149 Justices of the Peace reflecting the workload of their courts. No data were submitted by justices in Brian Head, Enterprise, Henefer, Hildale, Huntsville, Ivins, Laverkin, Park City, Parowan, Perry, Riverdale, Snowville, St. George, Tooele County, or by two justices in Washington County.

Source: Utah Judicial Council, Annual Report, Utah Courts July 1976-June 1977 (Salt Lake City, Utah: 1977). Statistics are from the annual report except that totals have been computed where necessary, and additions were made by the office of the state court administrator during the process of data verification.

UTAH JUVENILE COURT
 Court of limited jurisdiction
 5 districts, 8 judges
 January 1, 1977 to December 31, 1977

	Beginning pending	Filed ^j	Disposed ^j	End pending
Criminal:				
Misdemeanor:				
Adult referrals	N/A	270	N/A	N/A
Total criminal	N/A	270	N/A	N/A
Traffic:				
Other traffic violations:				
Traffic--juvenile	N/A	12,884	N/A	N/A
Total traffic	N/A	12,884	N/A	N/A
Juvenile:				
Criminal-type offense:				
Criminal	N/A	15,338	15,862	N/A
Status offense	N/A	6,049	N/A	N/A
Non-offense:				
Dependency, neglect, abuse	N/A	1,552	N/A	N/A
Total juvenile	N/A	22,939	15,862 ¹	N/A
Grand total	N/A	36,093	15,862 ¹	N/A

Boldface headings indicate the classifications used by the NCSP.
 N/A = This case type is handled by the court, but the data are unavailable.

^dCase definition or unit of count:

The criminal case unit of count is the number of informations, indictments, or complaints.

¹Data are not complete:

Total juvenile and grand total disposed figures include only criminal-type offense cases. Filings are given for all categories.

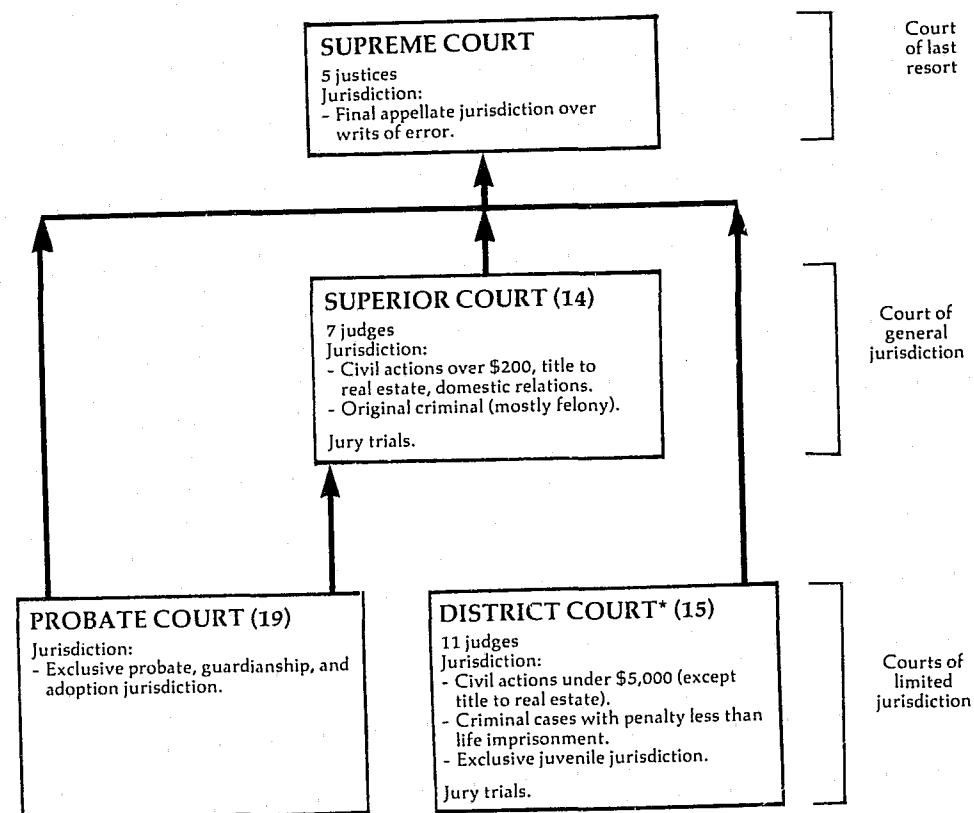
^jExplanation of data included in the category:

Filed figures are the number of referrals.

Disposed figures include intake action dispositions and judicial action dispositions of the referrals.

Source: Administrative Office of Juvenile Court, Juvenile Court for the State of Utah, Annual Report, 1977 (Salt Lake City, Utah). Statistics are from the annual report except that totals have been computed where necessary.

VERMONT COURT SYSTEM, 1977



↑ Indicates route of appeal.

*The District Court was created as a court of limited jurisdiction but since its creation has steadily increased its scope to include almost all criminal business except for homicides and cases where the sentence may be life imprisonment.

VERMONT SUPREME COURT^b Court of last resort 5 Justices July 1, 1976 to June 30, 1977

	Beginning pending ^c	Filed	Disposed	End pending
Cases:				
Appeals:				
Civil:				
Civil	X	276	262	X
Small claims	X	0	4	X
URESAs	X	0	1	X
Habeas corpus	X	4	2	X
Total	X	280	269	X
Criminal:				
Criminal	X	57	45	X
Traffic	X	0	3	X
Bail	X	8	5	X
Total	X	65	53	X
Postconviction remedy	X	4	5	X
Juvenile	X	5	7	X
Total appeals	267	354	334	287
Other cases:				
Original proceedings:				
Original jurisdiction:				
Habeas corpus	X	1	1	X
Extraordinary relief	X	7	7	X
Other	X	1	0	X
Total	X	9	8	X
Disciplinary matter	X	1	2	X
Total	2	10	10	2
Requests to appeal	2	10	10	2
Total other cases	2	10	10	2
Total cases	269	364	344	289
Other proceedings:				
Rehearing requests:				
Motions requesting reargument	2	18	18	2
Total other proceedings	2	18	18	2

Manner of disposition

	Appeals 120 ^b	Original Proceedings	Total 120 ^b
Written opinion by justice	23	2	25
Per curiam	75	6	81
Without written opinion	116	2	118
Stipulation of parties	116	2	118

Disposition of appeals

	Written and per curiam opinions:
Affirmed	68
Affirmed with instructions	1
Affirmed with modifications	3
Reversed	10
Affirmed in part, reversed in part	7
Dismissed	3
Reversed and remanded	36
Reversed and remanded with instructions ..	3
Dismissed and cause remanded	1
Remanded with instructions	1
Affirmed and remanded	1
Vacated and judgment made by court	4
Certified questions answered	4
Vacated and remanded with instructions ...	1

Age of pending cases

	Appeals	Original proceedings
Under 6 months	153	1
6+ to 12 months	77	1
12+ to 18 months	41	0
18+ to 24 months	12	0
24+ to 30 months	2	0
30+ to 36 months	1	0
Over 36 months	1	0

Boldface headings indicate the classifications used by the NCSP.

Blank space = Not enough information is known. The case category may or may not be handled by the court.
X = The data for this case type are known to be included in the total but were not available by category.

^bParticular court or reporting system information:

Vermont has changed the reporting period for Supreme Court data from the calendar year to the fiscal year. As a result, the beginning pending figure for the 1977 court year does not equal the end pending figure for the 1976 court year.

^cInformation on disposition type or trial data:

Three concurring and two dissenting opinions were also written.

Source: Office of the Court Administrator, *Judicial Statistics for Year Ending June 30, 1977* (Montpelier, Vermont). Sources of case data are available. Statistics are from the annual report except that totals have been computed where necessary, and additions and corrections have been made during verification by the office of the court administrator.

VERMONT SUPERIOR COURT^b
Court of general jurisdiction
14 counties, 7 judges
July 1, 1976 to June 30, 1977

	Beginning pending ^d	Filed	Disposed	End pending
Civil^d:				
Law:				
Civil	4,116	3,520	3,367	4,269
Domestic relations:				
Marriage dissolution:				
Matrimonial ^j	2,487	2,753	2,855	2,385
Appeal:				
Miscellaneous ^k	472	306	381	397
Extraordinary writ:				
Habeas corpus	12	22	29	5
Total civil	7,087	6,601	6,632	7,056
Criminal^d:				
Felony	9	51	35	25
Misdemeanor	0	1	0	1
Appeals	(j)	(j)	(j)	(j)
Postconviction remedy	9	19	21	7
Total criminal	18	71	56	33
Grand total	7,105	6,672	6,688	7,089

Trial^d

	Jury	Non-jury	Total
Civil^d:			
Law	141	521	662
Appeal	20	125	145
Total	161	646	807
Criminal	3	6	9
Grand total	164	652	816

Civil dispositions

	Law	Domestic relations	Appeal	Total
Default judgment	481	---	5	486
Consent judgment	321	---	46	367
Summary judgment	5	---	---	5
Dismissed before trial	1,897	426	185	2,508
Dismissed after trial	116	---	6	122
Transferred	---	---	1	1
Granted	---	2,151	---	2,151
Discontinued and other	---	278	---	278

Criminal dispositions

Plea	11
Dismissed	7
Nolle prosequi	6

Age of pending cases

	Law	Domestic relations	Appeal	Felony	Misdemeanor
Under 3 months	(n)	(n)	(n)	5	1
3+ to 6 months	(n)	(n)	(n)	8	0
6+ to 12 months	(n)	(n)	(n)	9	0
Under 12 months	2,240	1,861	207	3	0
12+ to 24 months	1,472	460	113	0	0
24+ to 36 months	440	60	53	0	0
Over 36 months	117	4	24	0	0

Boldface headings indicate the classifications used by the NCSP.
-- = Not applicable.

^bParticular court or reporting system information:

Vermont has changed the reporting period of the Superior Court from the calendar year to the fiscal year. As a result the beginning pending figures for the 1977 court year do not equal the end pending figures for the 1976 court year.

^dCase definition or unit of count:

A civil case is counted with the filing of a petition or complaint.
The criminal case unit of count is the number of informations or indictments.
A jury trial is counted if the drawing of the jury begins.
A non-jury trial is counted when the trial begins.

^jExplanation of data included in the category:

Matrimonial cases include divorce and annulment cases.
Miscellaneous cases include both civil and criminal appeals as well as some habeas corpus and postconviction remedy cases.

^mCategories for disposition type or trial data:

Civil trials include data only for law and appeal cases.

ⁿTime interval or age of pending data:

The data for law, domestic relations, and appeal cases under 3 months, 3+ to 6 months, and 6+ to 12 months in age are included in the total listed as under 12 months.

Source: Office of the Court Administrator, *Judicial Statistics for Year Ending June 30, 1977* (Montpelier, Vermont). Statistics are from the annual report except that totals have been computed where necessary, and corrections were made by the Office of the Court Administrator during data verification.

VERMONT DISTRICT COURT^b
Court of limited jurisdiction
15 circuits, 11 judges
July 1, 1976 to June 30, 1977

	Beginning pending ^d	Filed	Disposed	End pending
Civil^d:				
Law:				
Civil	4,070	3,112	4,401	2,781
Small claims	5,907	6,454	10,349	2,012
Domestic relations:				
Support/custody:				
Uniform Reciprocal Enforcement of Support Act	1,699	611	543	1,767
Mental health:				
Mentally ill commitments	34	459	422	71
Total civil	11,710	10,636	15,715	6,631
Criminal^d:				
Felony	935	2,619	2,545	1,009
Misdemeanor	3,248	15,369	15,476	3,141
Total criminal	4,183	17,988	18,021	4,150
Traffic:				
Total traffic	3,679	43,893	44,822	2,750
Juvenile:				
Total juvenile	254	1,038	1,094	198
Grand total	19,826	73,555	79,652	13,729

Civil dispositions^m

	Jury	Trial ^d Non-jury	Total
Civil^d:			
Law	8	199	207
Small claims	17	618	635
Total	25	817	842
Criminal	127	67	194
Traffic	17	396	413
Total	169	1,280	1,449

Law:		
Voluntary dismissal	1,807	
Default judgment	1,803	
Dismissed by judge	568	
Transferred	16	
Small claims:		
Settled/discontinued/ dismissed/summary judgment	9,714	

Criminal dispositions

Jury trial:		
Guilty plea	241	
Nonjury trial:		
Guilty plea	24	
Guilty plea before trial	12,590	
Dismissed by court	1,038	
Transferred to Juvenile Court	130	
Dismissed by attorney for the state	3,804	

Traffic dispositions

Plea	36,804
Nolle prosequi	753
Dismissed	712
Referred to Department of Motor Vehicles (noncompliance)	6,140

Boldface headings indicate the classifications used by the NCSP.

^aCourt jurisdiction:

The District Court was created as a court of limited jurisdiction but since its creation has steadily increased its scope to include almost all criminal business except for homicides and cases where the sentence may be life imprisonment.

^bParticular court or reporting system information:

Vermont has changed the reporting period of the District Court from the calendar year to the fiscal year. As a result, the beginning pending figures for the 1977 court year do not equal the end pending figures for the 1976 court year.

^dCase definition or unit of count:

A civil case is counted with the filing of a petition or complaint.
The criminal case unit of count is the number of informations, indictments, or complaints.
A jury trial is counted if tried to verdict.
A non-jury trial is counted if tried to decision.

^mCategories for disposition type or trial data:

Civil trials and civil dispositions only include data for law and small claims cases.

ⁿTime intervals or age of pending data:

Civil age of pending cases under 3 months, 3+ to 6 months, under 6 months, and 6+ to 12 months are listed as under 12 months.
Traffic age of pending cases under 3 months and 3+ to 6 months are listed as under 6 months.

Source: Office of the Court Administrator, *Judicial Statistics for Year Ending June 30, 1977* (Montpelier, Vermont). Statistics are from the annual report except that totals have been computed where necessary.

VERMONT PROBATE COURT^b
 Court of limited jurisdiction
 19 circuits
 July 1, 1976 to June 30, 1977

	Beginning pending ^b	Filed	Disposed	End pending
Civil:				
Domestic relations:				
Adoptions	124	494	504	114
Other domestic relations:				
Pre-marriage matters	0	635	635	0
Total	124	1,129	1,139	114
Estate:				
Probate/wills/intestate:				
Decedent estates and testamentary trusts	4,615 ^d	1,961	2,065 ^d	4,628 ^d
Guardianship/conservatorship/trusteeship:				
Guardianship	3,215 ^d	717	406 ^d	3,628 ^d
Other estate:				
Gifts to minors	2	9	11	0
Cemeteries	0	0	0	0
Vital records	102	442	425	119
Total	104	451	436	119
Total	7,934^d	3,129	2,907^d	8,373^d
Mental health:				
Alcohol and drug commitments	0	6	5	1
Other civil:				
Change of name	11	167	167	11
Total civil	8,069^d	4,431	4,218^d	8,498^d
Grand total	8,069^d	4,431	4,218^d	8,498^d

Number of contested hearings held

Domestic relations:	
Adoptions	35
Estate:	
Decedent estates and testamentary trusts	80 ^d
Guardianships	27 ^d
Mental health	3
Total	145^d

Boldface headings indicate the classifications used by the NCSP.

^bParticular court or reporting system information:

Vermont has changed the reporting period of the Probate Court from the calendar year to the fiscal year. As a result, the beginning pending figures for the 1977 court year do not equal the end pending figures for the 1976 court year.

^dCase definition or unit of count:

A civil case is counted with the filing of a petition or complaint.

^eChange in pending does not equal the difference between filings and dispositions:

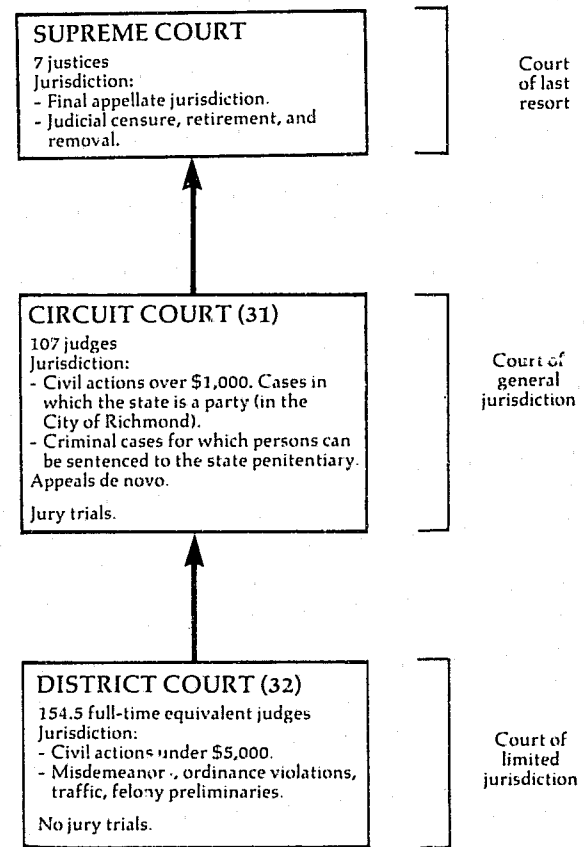
This difference is because pending figures do not include cases commenced prior to January 1, 1970 for these categories. All cases are counted in the dispositions column. Figures are as reported in the annual report.

^fData are not complete:

Figures for pending cases, dispositions, and for the number of contested hearings held in decedent estates and testamentary trusts and guardianship cases do not include hearings held for cases commenced prior to January 1, 1970.

Source: Office of the Court Administrator, *Judicial Statistics for Year Ending June 30, 1977* (Montpelier, Vermont). Statistics are from the year ending report except that totals have been computed where necessary.

VIRGINIA COURT SYSTEM, 1977



VIRGINIA SUPREME COURT
Court of last resort
7 Justices
January 10, 1977 to January 7, 1978

	Beginning pending	Filed	Disposed	End pending
Cases:				
Appeals:				
Petitions to appeal granted:				
Civil	X	(153) ^e	X	X
Criminal	X	(59) ^e	X	X
Postconviction remedy:				
Habeas corpus	X	(0) ^e	X	X
Total appeals	112	(212) ^e	229	136 ⁸
Other cases:				
Original proceedings:				
Original jurisdiction:				
Habeas corpus	X	X	213	X
Mandamus	X	X	42	X
Prohibition	X	X	6	X
Total	61 ¹	X	261	70
Requests to appeal:				
Petitions to appeal:				
Withdrawn	--			
Civil	197 ¹	X	58	--
Criminal	210 ¹	X	426 (153) ^e	228
Postconviction remedy:			757 (59) ^e	300
Habeas corpus	11 ¹	X	36 (0) ^e	14
Total	418 ¹	X	1,277 (212) ^e	542
Total other cases	479 ¹	1,932	1,538 (212) ^e	612 ⁸
Total cases	591	1,932 (212)^e	1,767 (212)^e	748⁸
Other proceedings:				
Rehearing requests	N/A	75	71	N/A
Other matters:				
Orders to show cause or respond	--	--	266	--
Total other proceedings	N/A	75	335	N/A
Manner of disposition				
		Disposition of cases		
Written opinion	164	Affirmed	75	Requests to appeal
By order	65	Reversed, remanded, etc.	89	Original jurisdiction
Withdrawn	58	Denied	--	1,219
		Withdrawn	--	58

Boldface headings indicate the classifications used by the NCSP.
 N/A = This case type is handled by the court, but the data are unavailable.
 X = The data for this case type are known to be included in the total but were not available by category.
 -- = Not applicable.

⁸Cases not included in the total to avoid double counting:
 Petitions to appeal granted are not counted as disposed until the appeal is disposed; a filing is not counted for the appeal. The number of granted petitions to appeal appear in parentheses.

^eChange in pending does not equal the difference between filings and dispositions:
 Figures are as reported in the annual report.

¹Special source or revision in data:
 Beginning pending figures for other cases were taken from the 1976 annual report, where they are listed as end pending figures for 1976.

Source: Office of the Executive Secretary, Supreme Court, State of the Judiciary Report 1976 and State of the Judiciary Report 1977 (Richmond, Virginia: 1977 and 1978). Statistics are from the annual report except that totals have been computed where necessary.

↑ Indicates route of appeal.

Preceding page blank

VIRGINIA CIRCUIT COURT
Court of general jurisdiction
31 circuits, 107 judges
January 1, 1977 to December 31, 1977

	Beginning pending	Filed	Disposed	End pending
Civil^d:				
Law:				
Other law	X	21,990	20,749	X
Real property rights:				
Condemnation	X	1,140	1,198	X
Equity:				
Other chancery	X	11,097	10,578	X
Domestic relations:				
Marriage dissolution:				
Divorce	X	31,107	29,748	X
Appeal	X	2,351	1,470	X
Total civil	86,296 ^{fh}	67,685	63,743	90,238
Criminal^d:				
Felony	8,655 ^{fh}	27,762	27,876	8,541
Misdemeanor	4,465 ^{fh}	21,482	19,658	6,289
Extraordinary writ:				
Habeas corpus	25 ^{fh}	422	409	38
Total criminal	13,145 ^{fh}	49,666	47,943	14,868
Grand total	99,441 ^{fh}	117,351	111,686	105,106

	Trial ^d			Civil dispositions					Criminal dispositions				
	Jury	Non-jury	Total	Law	Real property rights	Equity	Marriage dissolution	Appeal	Total	Felony	Misdemeanor	Extraordinary writ	Total
Civil													
Law	1,451	3,632	5,083	12,439	377	3,033	2,311	660	18,820				
Real property rights	281	483	764	1,155	1	26	53	27	1,262				
Equity	34	3,944	3,978	1,390	23	1,481	3,066	137	6,097				
Domestic relations:													
Marriage dissolution ...	23	23,742	23,765										
Appeal	159	450	609										
Total	1,948	32,251	34,199										
Criminal:													
Felony	1,283	6,425	7,708										
Misdemeanor	725	5,414	6,139										
Extraordinary writ	0	140	140										
Total	2,008	11,979	13,987										
Grand total	3,956	44,230	48,186										

Boldface headings indicate the classifications used by the NCSP.
X = The data for this case type are known to be included in the total but were not available by category.
-- = Not applicable.

^dCase definition or unit of count:
A civil case is counted with the filing of a petition or complaint.
The criminal case unit of count is the number of defendants on the indictment.
A jury trial is counted when the jury is sworn.
A non-jury trial is counted at the point when an opening statement or the introduction of any evidence occurs.
^fBeginning pending figure for the 1977 court year does not equal the end pending figure for the 1976 court year:
Figures are as given in the annual report.

^hFigure was computed:
Beginning pending figure was calculated from filings, dispositions, and end pending figures.

Source: Office of the Executive Secretary, Supreme Court, *State of the Judiciary Report 1977* (Richmond, Virginia: 1978). Statistics are from the report except that totals have been computed where necessary.

VIRGINIA DISTRICT COURT
Court of limited jurisdiction
32 districts, 154.5^h full-time equivalent judges
January 1, 1977 to December 31, 1977

	Beginning pending	Filed	Disposed	End pending
Civil^d:				
Domestic relations	N/A	46,693	41,166	N/A
Other civil:				
Civil	N/A	356,452	339,224	N/A
Total civil	N/A	403,145	380,390	N/A
Criminal^d:				
Other criminal:				
Criminal	N/A	280,238	261,861	N/A
Total criminal	N/A	280,238	261,861	N/A
Traffic:				
Total traffic	N/A	844,365	802,353	N/A
Juvenile:				
Total juvenile	N/A	115,745	94,048	N/A
Grand total	N/A	1,643,493	1,538,652	N/A

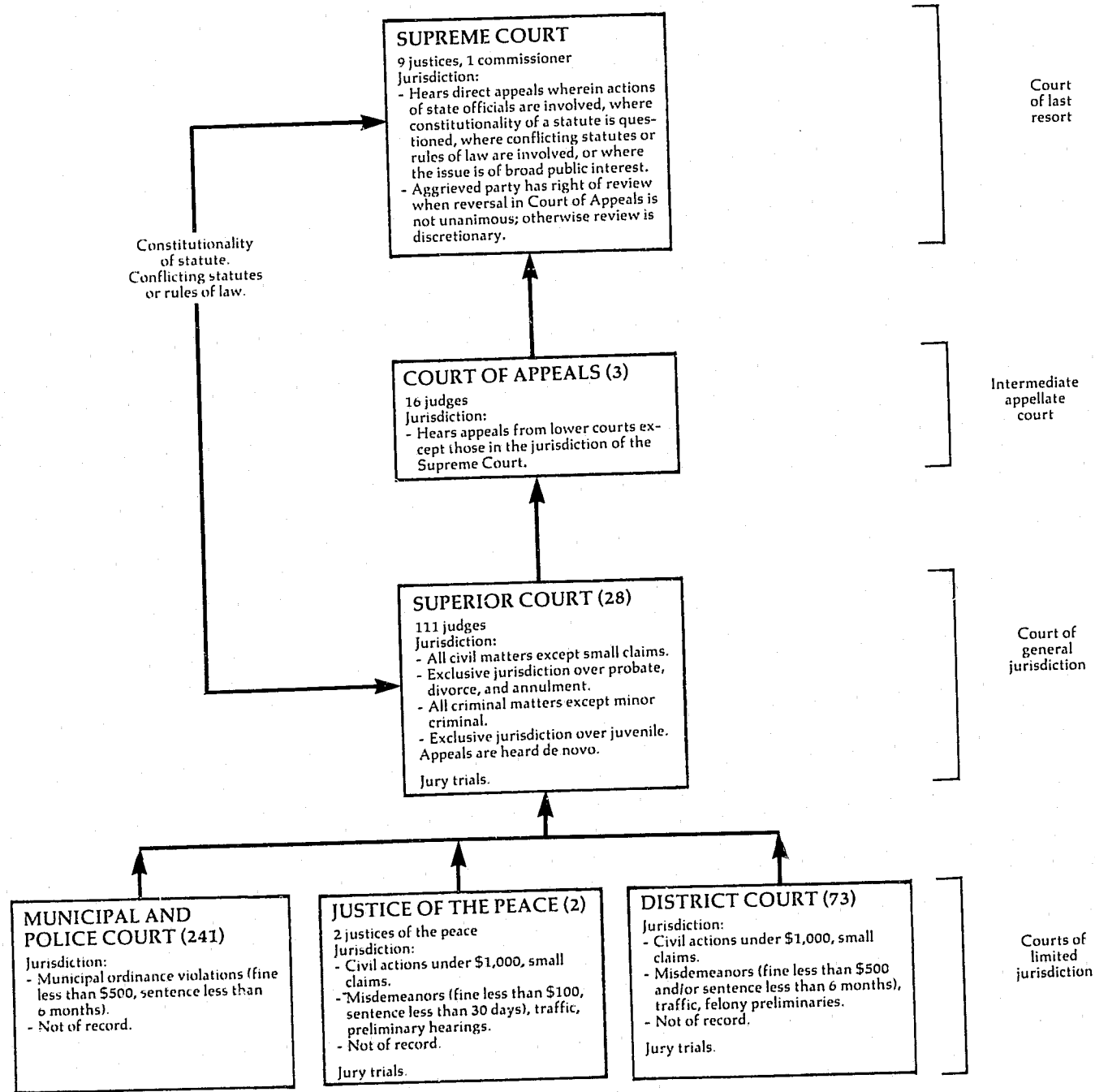
Boldface headings indicate the classifications used by the NCSP.
N/A = This case type is handled by the court, but the data are unavailable.

^cJudge information:
The court is also served by magistrates. There are 410 positions authorized, 241 of which serve full-time. During the 1977 court year, they issued 287,405 arrest warrants, 208,572 bonds, 36,428 summons, 2,287 search warrants, 166,426 committals and releases, and 153,466 civil warrants. Starting July 1, 1977, they were authorized to dispose of minor traffic infractions by prepayment, and handled 9,112 of these cases in the remaining six months of the court year.

^dCase definition or unit of count:
A civil case is counted with the filing of a petition or complaint.
The criminal case unit of count is the number of defendants on the indictment or complaint.

Source: Office of the Executive Secretary, Supreme Court, *State of the Judiciary Report 1977* (Richmond, Virginia: 1978). Statistics are from the annual report except that totals have been computed where necessary.

WASHINGTON COURT SYSTEM, 1977



↑ Indicates route of appeal.

WASHINGTON SUPREME COURT Court of last resort 9 justices^c January 1, 1977 to December 31, 1977

	Beginning pending	Filed	Disposed	End pending
Cases:				
Appeals:				
Civil	154	156	146	164
Criminal	45	86	54	56
Total appeals	198	222	200	220
Other cases:				
Original proceedings:				
Disciplinary matter	3	11	6	8
Total	3	11	6	8
Requests to appeal:				
Petitions for review:				
Civil	42	136	113	64
Criminal	60	155	148	68
Total	102	291	261	132
Motions, writs, etc. ^d	32 ^e	114	95	51
Total	134^f	405	356	183
Total other cases	137^f	416	362	191
Total cases	335	638	562	411

	Manner of disposition					Time interval ^h (median months)		Median
	Appeals	Disciplinary	Petitions for review	Motions/writs	Total	Filing of notice of appeal to date perfected (ready for setting)		
Opinion	113	1	23	21	158	Filing of notice of appeal to date perfected (ready for setting)		6.5
Order:						Date perfected to date argued		4.0
Denied	13	0	236	31	280	Date argued to filing of opinion		7.5
Dismissed	51	5	2	41	99	Filing of notice of appeal to date opinion filed		18.0
Transferred ...	23	0	0	2	25			

Status of pending cases (12/31/77)

Not ready	83
Ready for setting	25
Set for hearing	196
Opinion/order in process	96
Opinion/order filed	11

Boldface headings indicate the classifications used by the NCSF.

^cJudge information:

In addition, one commissioner serves the Supreme Court.

^fBeginning pending figure for the 1977 court year does not equal the end pending figure for the 1976 court year: Figures were revised by the clerk of the Supreme Court.

^jExplanation of data included in the category:

Motions, writs, etc. includes cases of personal restraint and discretionary review.

^hInformation on time interval or age of pending data:

This data includes only those appeals which were filed directly in the Supreme Court. The appeals which were filed originally in the Court of Appeals and were later certified or transferred to the Supreme Court required an average of five months more in processing.

Source: Office of the Administrator for the Courts, 21st Annual Report 1977 (Olympia, Washington). Statistics are from the annual report except that totals have been computed where necessary.

WASHINGTON COURT OF APPEALS
Intermediate appellate court
3 divisions, 16 judges
January 1, 1977 to December 31, 1977

	Beginning pending	Filed	Disposed	End pending
Cases:				
Appeals:				
Civil	1,153	1,057	938 ^h	1,272
Criminal	688	640	442 ^h	886
Total appeals	1,841	1,697	1,380	2,158
Other cases:				
Original proceedings:				
Personal restraint petitions ^j	21	143	102 ^h	62
Requests to appeal:				
Motions for discretionary review	53	156	152 ^h	57
Total other cases	74	299	254	119
Total cases	1,915	1,996	1,634	2,277

Manner of disposition	Time interval (median months)		
	Appeals	Other cases	Total
Published opinion	270	17	287
Unpublished opinion	387	20	407
Order:			
Denied	—	152	152
Dismissed	615	53	668
Transferred	108	12	120

	Div. I	Div. II	Div. III
Filing of notice of appeal to date perfected	5.0	7.4	6.0
Date perfected to date argued	7.0	8.0	7.0
Date argued to filing of opinion	4.0	2.0	2.0
Filing of notice of appeal to date opinion filed ..	16.0	17.4	15.0

Status of pending case (12/31/77)

Not ready for setting	1,000
Ready for setting	446
Set for hearing	372
Opinion/order in process	145
Opinion/final order filed	314

Boldface headings indicate the classifications used by the NCSP.
— = Not applicable.

^hFigure was computed:
Disposed figures were computed from pending and filed data.

^jExplanation of data included in the category:
Personal restraint petitions include habeas corpus, writs and motions, and CcR 7.7 cases.

Source: Office of the Administrator for the Courts, 21st Annual Report 1977 (Olympia, Washington). Statistics are from the annual report except that totals have been computed where necessary.

WASHINGTON SUPERIOR COURT
Court of general jurisdiction
28 courts, 110 judges
January 1, 1977 to December 31, 1977

	Beginning pending	Filed	Disposed	End pending
Civil^d:				
Tort:				
Auto tort	N/A	3,857	X	N/A
Other tort	N/A	3,464	X	N/A
Total	N/A	7,321	X	N/A
Contract	N/A	19,779	X	N/A
Real property rights:				
Property rights	N/A	3,663	X	N/A
Condemnations	N/A	156	X	N/A
Total	N/A	3,819	X	N/A
Domestic relations:				
Marriage dissolution:				
Dissolutions	N/A	32,995	X	N/A
Other domestic relations	N/A	6,979	X	N/A
Total	N/A	39,974	X	N/A
Estate:				
Probate/wills/intestate:				
Probate	N/A	16,164	12,355	N/A
Mental health	N/A	2,810	N/A	N/A
Appeal:				
Appeal of trial court case:				
Lower court appeals	N/A	517	X	N/A
Extraordinary writ:				
Writs and injunctions	N/A	1,216	X	N/A
Other civil	N/A	7,400	X	N/A
Total civil	N/A	99,000	85,141 ⁱ	N/A
Criminal^d:				
Felony/misdemeanor:				
Crime against person ^j	N/A	2,451	X	N/A
Crime against property ^j	N/A	3,827	X	N/A
Liquor/narcotics	N/A	1,722	X	N/A
Other criminal	N/A	2,738	X	N/A
Total	N/A	10,738	X	N/A
Appeal:				
Lower appeals	N/A	3,403	X	N/A
Total criminal	N/A	14,141	14,664	N/A
Juvenile:				
Total juvenile	N/A	14,824	N/A	N/A
Grand total	N/A	127,965	99,805ⁱ	N/A

Trial^d

	Jury	Non-jury	Total
Civil ^m	990	6,967	7,957
Criminal	2,153	610	2,763
Total	3,143	7,577	10,720

Boldface headings indicate the classifications used by the NCSP.

N/A = This case type is handled by the court, but the data are unavailable.

X = The data for this case type are known to be included in the total but were not available by category.

^dCase definition or unit of count:

A civil case is counted with the filing of a petition or complaint.

The criminal case unit of count is the number of defendants on the information or indictment.

A jury trial is counted when the jury is sworn.

A non-jury trial is counted when the first witness is sworn.

ⁱData are not complete:

Total civil disposition figure does not include mental health cases.

Grand total disposition figure does not include mental health or juvenile cases.

^jExplanation of data included in the category:

Crime against person category includes homicide, assault, sex offenses, and robbery.

Crime against property category includes burglary, larceny, and forgery.

^mInformation on disposition type or trial data:

Civil trials data do not include estate or mental health cases.

Source: Office of the Administrator for the Courts, 21st Annual Report 1977 (Olympia, Washington). Statistics are from the annual report except that totals have been computed where necessary.

WASHINGTON DISTRICT COURT AND JUSTICES OF THE PEACE*
Court of limited jurisdiction
73 district courts, 2 justices of the peace
January 1, 1977 to December 31, 1977

	Beginning pending	Filed	Disposed	End pending
Civil^d:				
Law:				
Civil	N/A	50,681	N/A	N/A
Small claims	N/A	21,074	N/A	N/A
Total civil	N/A	71,755	N/A	N/A
Criminal^d:				
Misdemeanor	N/A	67,264	N/A	N/A
Preliminary hearing:				
Felony preliminary	N/A	6,731	N/A	N/A
Total criminal	N/A	73,995	N/A	N/A
Traffic:				
Total traffic	N/A	559,596	N/A	N/A
Grand total	N/A	705,346	N/A	N/A

	Trial ^d			Criminal dispositions ^m
	Jury	Non-jury	Total	
Civil	161	4,797	4,958	
Criminal, District Court workload	253	8,501	8,754	Bail forfeitures 14,938
Traffic, District Court workload	690	39,086	39,776	
Criminal and traffic, Municipal Court workload ^k	280	18,719	18,999	Traffic dispositions ^m
Grand total	1,384	71,103	72,487	Bail forfeitures 336,634

Boldface headings indicate the classifications used by the NCSP.
N/A = This case type is handled by the court, but the data are unavailable.

^dCase definition or unit of count:
A civil case is counted with the filing of a petition or complaint.
The criminal case unit of count is the number of defendants on the information, indictment, or complaint.
A jury trial is counted when the jury is sworn.
A non-jury trial is counted when the first witness is sworn.

^kAdditional information:
District Court and Justices of the Peace data include Municipal Court cases that are processed by District Courts, which contract with municipalities for this purpose.

^lSpecial source or revision in data:
Data for trial information for criminal and traffic cases handled in the Municipal Court were supplied by the Office of the Administrator for the Courts during the data verification process.

^mExplanation of data included in the category:
Criminal and traffic dispositions include figures for bail forfeiture listed under both the court business of the District Courts and of Municipal Courts that contract with the District Courts.

Source: Office of the Administrator for the Courts, 21st Annual Report 1977 (Olympia, Washington). Statistics are from the annual report except that totals have been computed where necessary, and additions were made by the Office of the Administrator for the Courts during data verification.

WASHINGTON MUNICIPAL COURT
Court of limited jurisdiction
241 courts
January 1, 1977 to December 31, 1977

	Beginning pending	Filed	Disposed	End pending
Criminal^d:				
Ordinance violation:				
Criminal	N/A	43,379 ⁱ	N/A	N/A
Total criminal	N/A	43,379 ⁱ	N/A	N/A
Traffic:				
Parking:				
Parking citations	N/A	1,015,296 ⁱ	N/A	N/A
Other traffic violation:				
Traffic	N/A	260,434 ⁱ	N/A	N/A
Total traffic	N/A	1,275,730 ⁱ	N/A	N/A
Grand total	N/A	1,319,109ⁱ	N/A	N/A

	Trial ^d			Criminal dispositions
	Jury	Non-jury	Total	
Criminal	X	X	X	
Traffic	X	X	X	Bail forfeitures 10,389 ^l
Total	273	31,294	31,567	Traffic dispositions
				Bail forfeitures 160,361 ^l

Boldface headings indicate the classifications used by the NCSP.
N/A = This case type is handled by the court, but the data are unavailable.
X = The data for this case type are known to be included in the total but were not available by category.

^dCase definition or unit of count:
The criminal case unit of count is the number of defendants on the information, indictment, or complaint.
A jury trial is counted when the jury is sworn.
A non-jury trial is counted when the first witness is sworn.

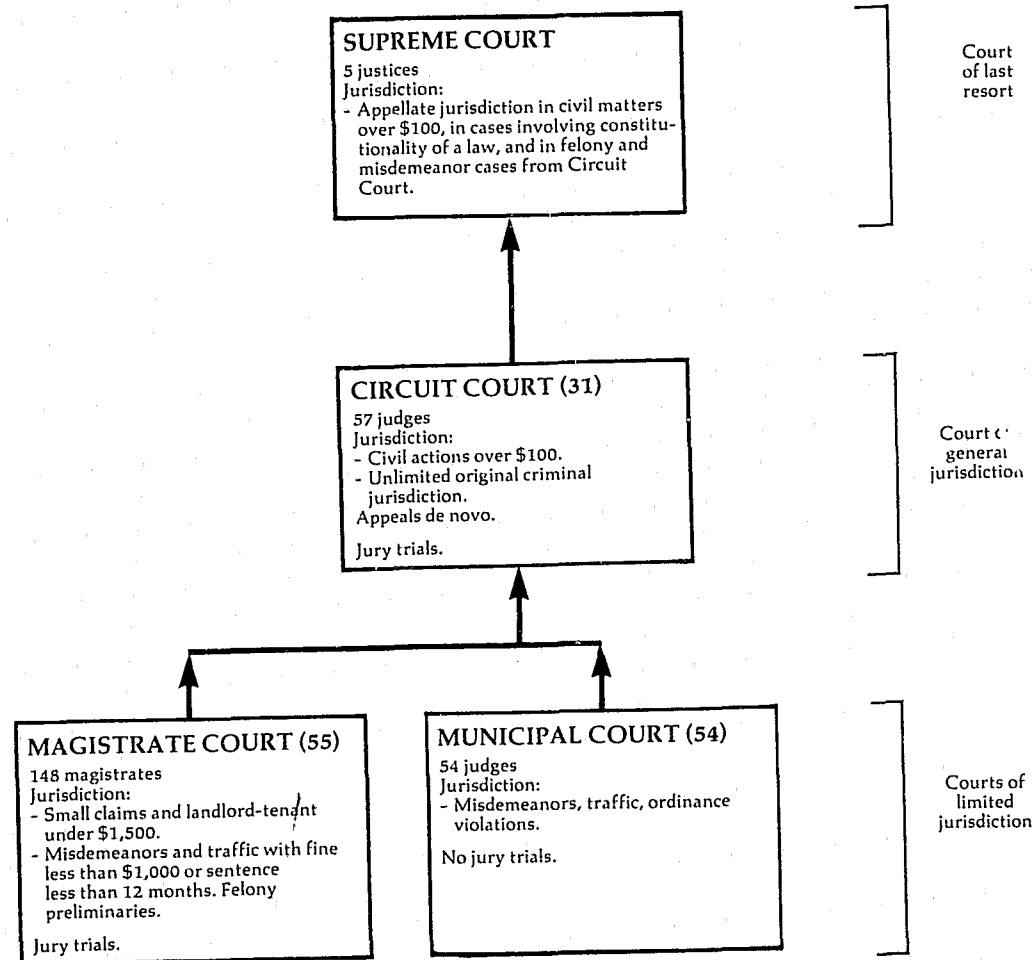
ⁱData are not complete:
No data were available for the towns of Anacortes, Elma, George, Ocean Shores, Oak, Riverside, Rockford, Skykomish, Soap Lake, West Richland, and Zillah.

^kAdditional information:
Municipal and Police Court figures do not include those Municipal Court cases (municipal ordinance violations/traffic violations) that are processed by District Courts, which contract with municipalities for this purpose.

^lSpecial source or revision in data:
Disposition figures for criminal and traffic cases were supplied by the Office of the Administrator for the Courts during the data verification process.

Source: Office of the Administrator for the Courts, 21st Annual Report 1977 (Olympia, Washington). Statistics are from the annual report except that totals have been computed where necessary, and corrections were made by the Office of the Administrator for the Courts during data verification.

WEST VIRGINIA COURT SYSTEM, 1977



↑ Indicates route of appeal.

WEST VIRGINIA SUPREME COURT OF APPEALS Court of last resort 5 Justices January 1, 1977 to December 31, 1977

	Beginning pending	Filed	Disposed	End pending
Cases:				
Appeals:				
Total appeals	5 ^h	0 (185) ^e	179	11
Other cases^k:				
Original proceedings:				
Advisory opinion:				
Certified question	X	2	2	X
Original jurisdiction	X	441	441	X
Total	3 ^f	443	443	3 ^h
Requests to appeal	43	420	198 (222) ^e	43 ^h
Total other cases	46 ^f	863	641 (222) ^e	46
Total cases	51	863 (185)^e	820 (222)^e	57
Other proceedings:				
Rehearing requests	0	13	13	0
Total other proceedings	0	13	13	0
Manner of disposition (matured cases)		Disposition of original proceedings		
Written and per curiam opinion	139			
Dismissal/withdrawal	8			
Undecided	46			
			Original jurisdiction	Advisory opinion
			Granted	1
			Denied	1

Boldface headings indicate the classifications used by the NCSP.
Blank space = Not enough information is known. The case category may or may not be handled by the court.
X = The data for this case type are known to be included in the total, but were not available by category.

^eCases not included in the total to avoid double counting: Requests to appeal that have been granted are not counted as disposed until the appeal is disposed; a filing is not counted for the resulting appeal. These granted requests to appeal are the numbers appearing in parentheses.

^fBeginning pending figure for the 1977 court year does not equal the end pending figure for the 1976 court year: Data are as given in the unpublished report.

^hFigure was computed:

Pending figures were computed from disposed, filed and the other pending figures.

^kAdditional information:

West Virginia does not have an automatic appeal in either civil or criminal cases. Case accounting provided by the court consists of accounting for petitions for appeal filed and acted upon. Data are not maintained regarding appeals as a separate category. Original proceedings are heard on a discretionary basis.

Source: Unpublished data provided by the administrative office of the courts. Statistics are from the unpublished data except that totals have been computed where necessary.

WEST VIRGINIA CIRCUIT COURT Court of general jurisdiction 31 circuits, 57 judges January 1, 1977 to December 31, 1977

	Beginning pending	Filed	Disposed	End pending
Civil^d:				
Domestic relations:				
Adoption	187 ^h	1,295	1,230	252
Other civil:				
Civil	34,248 ^h	33,542	31,691	36,099
Total civil	34,435 ^h	34,837	32,921	36,351
Criminal^d:				
Total criminal	10,351 ^h	9,875	8,512	11,714
Juvenile:				
Total juvenile	3,510 ^h	7,318	7,522	3,306
Grand total	48,296^h	52,030	48,955	51,371

Boldface headings indicate the classifications used by the NCSP.

^dCase definition or unit of count:

A civil case is counted with the filing of a petition or complaint. The criminal case unit of count is the number of indictments or warrants issued.

^hFigure was computed:

Beginning pending figures were calculated from filed, disposed, and end pending data.

Source: Unpublished data provided by the administrative office of the courts. Statistics are from the unpublished data except that totals have been computed where necessary.

WEST VIRGINIA MAGISTRATE COURT^{a1}
 Court of limited jurisdiction
 55 courts, 148 magistrates
 July 1, 1977 to December 31, 1977

	Beginning pending	Filed	Disposed	End pending
Civil^d:				
Total civil	N/A	N/A	13,360 ^d	N/A
Criminal^d:				
Misdemeanor	N/A	N/A	25,126 ^d	N/A
Preliminary hearing:				
Felony	N/A	N/A	3,143 ^d	N/A
Total criminal	N/A	N/A	28,269 ^d	N/A
Traffic:				
Other traffic violation:				
Traffic and D.N.R.	N/A	N/A	42,036 ^d	N/A
Total traffic	N/A	N/A	42,036 ^d	N/A
Grand total	N/A	N/A	83,665 ^d	N/A

Boldface headings indicate the classifications used by the NCSP.
 N/A = This case type is handled by the court, but the data are unavailable.

^aCourt jurisdiction:
 This court was established January 1, 1977, replacing the Justice Courts throughout the state.

^dCase definition or unit of count:
 A civil case is counted with the filing of a petition or complaint.
 The criminal case unit of count is the number of warrants issued.

¹Data are not complete:
 There were no reports received from Lewis, Logan, and Taylor counties; one monthly report was received from Webster and Wood counties; two monthly reports were received from Berkeley and Ritchie counties; three monthly reports from Tucker and Wyoming counties; four monthly reports from Kanawha and Raleigh counties; and five monthly reports from Mingo, Pendleton, Putnam, Randolph, and Wirt counties.

^jExplanation of data included in the category:
 "D.N.R." are cases, primarily traffic violations, occurring in state parks under the jurisdiction of the Department of Natural Resources.

Source: Unpublished data provided by the administrative office of the courts. Statistics are from the unpublished data except that totals have been computed where necessary.

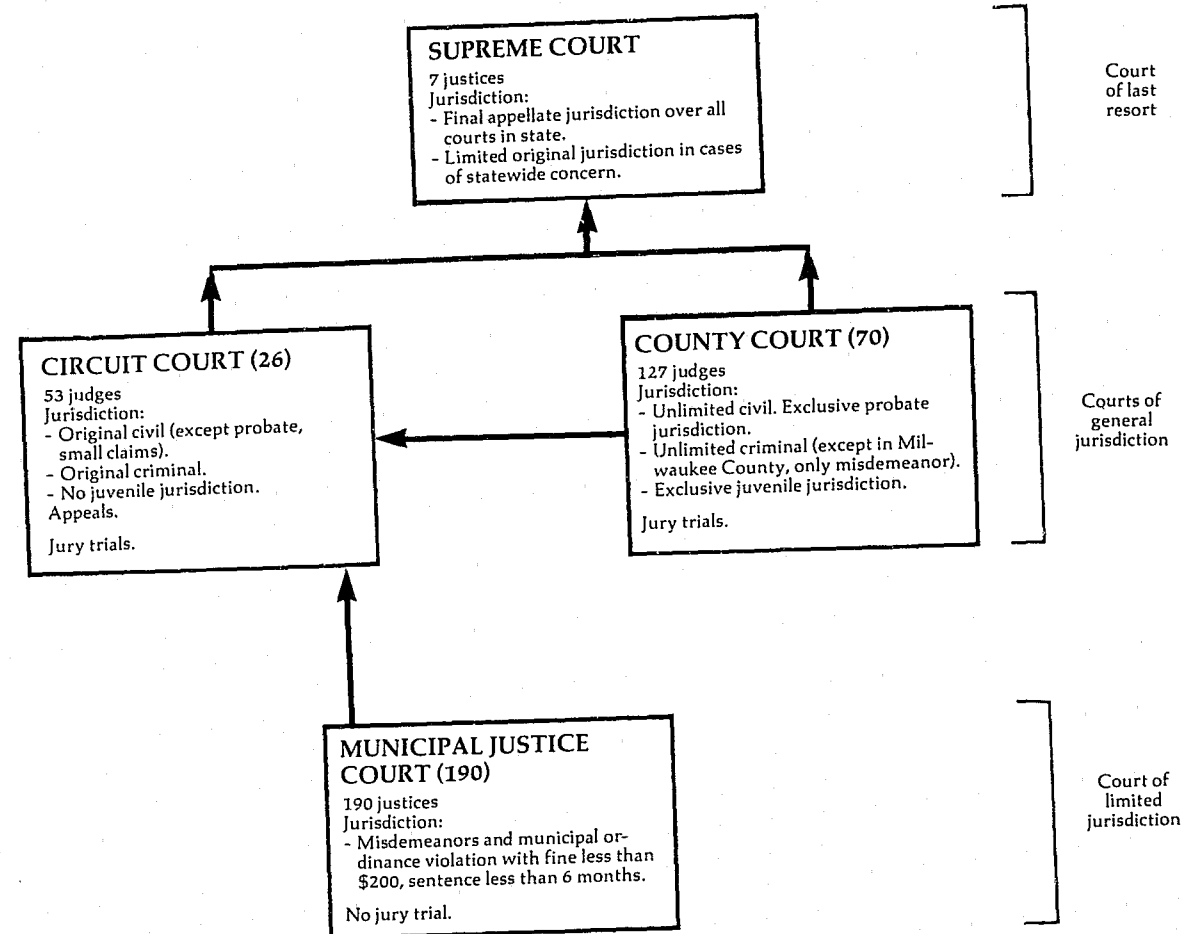
WEST VIRGINIA MUNICIPAL COURT
 Court of limited jurisdiction
 54 courts, 54 judges
 January 1, 1977 to December 31, 1977

There were no data available for cases handled in the Municipal Court for 1977.

CONTINUED



WISCONSIN COURT SYSTEM, 1977



↑ Indicates route of appeal.

WISCONSIN SUPREME COURT Court of last resort 7 Justices July 1, 1976 to July 1, 1977

	Beginning pending	Filed	Disposed	End pending
Cases:				
Appeals:				
Civil	478	516 ¹	433	561
Criminal ²	152	234	216	170
Total appeals	630	750	649	731
Other cases:				
Original proceedings:				
Habeas corpus	0	6	6	0
Mandamus	0	14	14	0
Prohibition	0	29	29	0
Certiorari	0	2	2	0
Stay	0	21	21	0
Miscellaneous	0	6	6	0
Original actions	3	4	4	3
Total	3	82	82	3
Disciplinary	6	16	14	8
Total	9	98	96	11
Requests to appeal:				
Postconviction remedy:				
Habeas corpus	0	20	20	0
Mandamus	0	16	16	0
Prohibition	0	4	4	0
Certiorari	0	4	4	0
Miscellaneous	0	12	12	0
Total	0	56	56	0
Total other cases	9	154	152	11
Total cases	639	904	801	742
Other proceedings:				
Rehearing requests:				
Motion for rehearing	--	32	32	--
Motion for reconsideration	--	7	7	--
Total	--	39	39	--
Other matters:				
Motions	--	295	295	--
Foreign bar admissions	--	28	28	--
Petition to appoint counsel on denial of postconviction motion	--	12	12	--
Total	--	335	335	--
Total other proceedings	--	374	374	--

Manner of disposition	Total	Disposition of appeals			Disposition of other cases		
		Civil	Criminal	Total	Granted	Denied	Dismissed
Published written opinion	284 ³	158	151	309			
Published per curiam	25	59	30	89			
Unpublished per curiam	127	192	19	211	Original jurisdiction ...	28	53
Terminated without opinion	228	13	6	19	Requests to appeal	0	56
		Affirmed/dismissed	3	1	4		
		Affirmed/reversed	6	6	12		
		Affirmed/modified	2	3	5		
		Vacated					

	Time interval (median months)		
	Civil opinions	Criminal opinions	Total opinions
Docketed date to filing date of appellant's brief	2.33	1.30	1.46
Filing date of appellant's brief to filing date of respondent's brief	1.13	1.53	1.40
Filing date of respondent's brief to date of submission	14.06	6.53	10.93
Date of submission to date of decision	1.13	.93	1.13
Date of decision to date of remittitur	2.06	.96	1.66
Total time--docketing date to date of remittitur	21.50	12.66	19.10

Boldface headings indicate the classifications used by the NCSP.

-- = Not applicable.

¹Explanation of data included in the category:

Civil appeals filed includes one reinstated case.

²Additional information:

Pursuant to a new procedure adopted at the beginning of the 1976-77 term, "no merit" cases are now docketed as regular criminal cases by the clerk of court.

³Information on disposition type or trial data:

In addition to the 284 majority published written opinions, there were 22 dissenting opinions and 10 concurring opinions published.

Source: Administrator of the Courts, *Judicial Statistics 1977* (Madison, Wisconsin: 1977) (unpublished). Statistics are from the unpublished annual report except that totals have been computed where necessary. Revisions and corrections were made by the administrative office of the court during data verification.

WISCONSIN CIRCUIT COURT AND COUNTY COURT^b
 Court of general jurisdiction
 26 courts, 53 judges; 70 courts, 127 judges
 January 1, 1977 to December 31, 1977

	Beginning pending	Filed	Disposed	End pending
Civil^d:				
Small claims	N/A	N/A	127,045	N/A
Domestic relations^j:				
Marriage dissolution:				
Actions affecting marriage	N/A	N/A	19,234	N/A
Estate:				
Probate/wills/intestate:				
Estate	N/A	N/A	44,628	N/A
Other civil:				
Circuit	N/A	N/A	23,151	N/A
County	N/A	N/A	43,452	N/A
Total	N/A	N/A	66,603	N/A
Total civil	N/A	N/A	257,510	N/A
Criminal^d:				
Felony/misdemeanor:				
Criminal	N/A	N/A	73,664	N/A
Other criminal:				
Forfeiture actions	N/A	N/A	62,913	N/A
Total criminal	N/A	N/A	136,577	N/A
Traffic^d:				
Total traffic	N/A	N/A	321,610	N/A
Juvenile^d:				
Total juvenile	N/A	N/A	17,512	N/A
Grand total	N/A	N/A	733,209	N/A

Boldface headings indicate the classifications used by the NCSP.
 N/A = This case type is handled by the court, but the data are unavailable.

^bParticular court or reporting system information:

The change in the 1977 statistical reporting format is due to a change in statewide data collection from an aggregate to a case-by-case tracking system. The conversion resulted in some incongruities, producing some distortion in the 1977 judicial statistics. The statistics reported above were taken from reports prepared by the clerks of court. No filing figures are available.

^dCase definition or unit of count:

A civil case is counted with the filing of a petition or complaint.
 The criminal and traffic case unit of count is the number of informations or indictments where the suit tax is collected. This, therefore does not include dismissals, not guilty judgments, or cases where the defendant was adjudged indigent and unable to pay.
 A juvenile disposition is counted with the disposition of a formal petition.

^jExplanation of data included in the category:

Estate cases include estate, guardianship, trusts, other probate, mental health, adoption, and public assistance cases. These cases are all handled in the County Court.
 Domestic relations cases do not include adoption or public assistance cases.
 Other civil cases include money judgements, torts, appeals, support actions and other civil cases filed.

Source: Administrator of the Courts, *Judicial Statistics 1977* (Madison, Wisconsin: 1977)(unpublished). Statistics are from the unpublished annual report except that totals have been computed where necessary.

WISCONSIN MUNICIPAL JUSTICE COURT^l
 Court of limited jurisdiction
 190 courts, 190 justices^c
 January 1, 1977 to December 31, 1977

	Beginning pending	Filed	Disposed	End pending
Criminal^d:				
Ordinance violation:				
Other ordinance violations	N/A	N/A	29,464 ⁱ	N/A
Other criminal:				
Other cases	N/A	N/A	4,340 ⁱ	N/A
Total criminal^k	N/A	N/A	33,804ⁱ	N/A
Traffic:				
Parking	N/A	N/A	108,488 ⁱ	N/A
Other traffic violation:				
Traffic	N/A	N/A	129,812 ^f	N/A
Total traffic	N/A	N/A	238,300ⁱ	N/A
Grand total	N/A	N/A	272,104ⁱ	N/A

Boldface headings indicate the classifications used by the NCSP.
 N/A = This case type is handled by the court, but the data are unavailable.

^cJudge information:

190 municipal justices reported statistics for 1977, an increase of 54 over the total of 136 who reported data for 1976. The municipal justice spends average of 2 1/2 hours on the bench and another 3 hours on related court work each week.

^dCase definition or unit of count:

The criminal case unit of count is the number of complaints.

ⁱData are not complete:

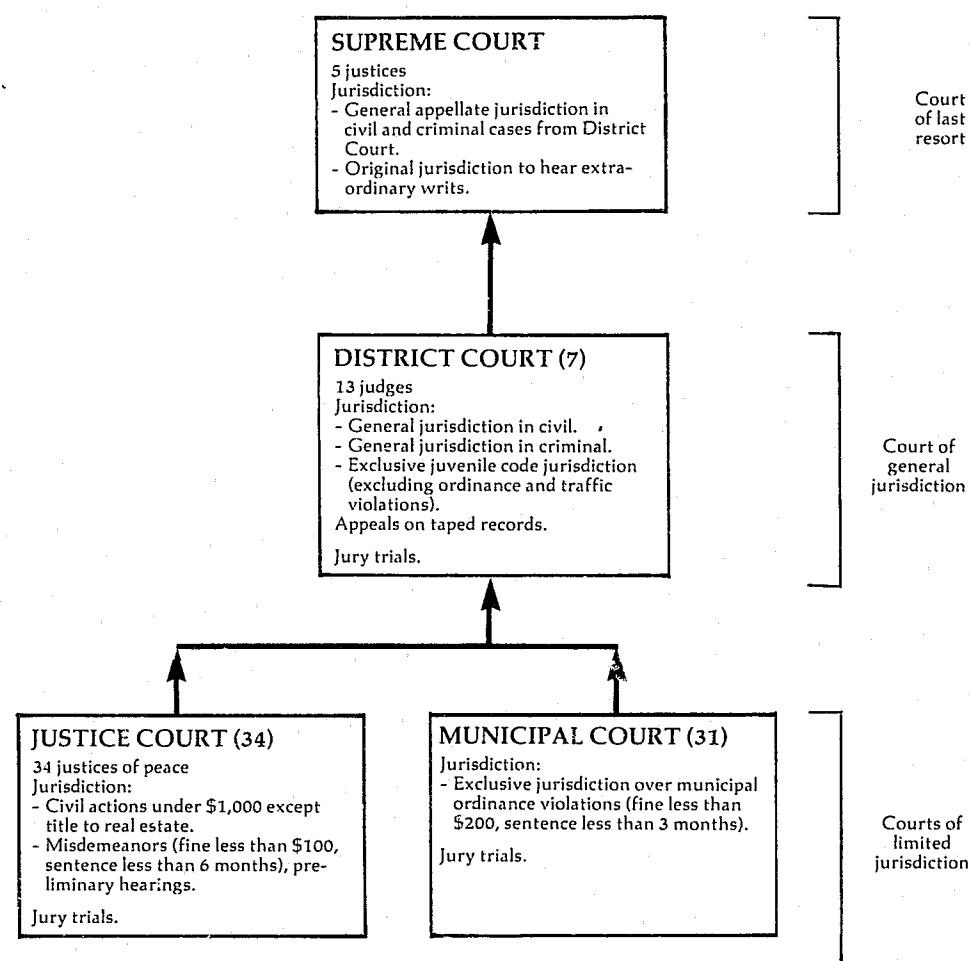
No data were reported for the cities of Abbotsford, Cumberland, Middleton, and Peshtigo, the towns of Blue Mounds, Dunn, Florence, Oregon, Palmyra, and Silver Cliff, and the villages of Avoca, Belleville, Monticello, New Auburn, and Valders.

^kAdditional information:

In addition to criminal cases disposed, there were also 25,629 warrants issued.

Source: Administrator of the Courts, *Judicial Statistics 1977* (Madison, Wisconsin: 1977)(unpublished). Statistics are from the unpublished annual report except that totals have been computed where necessary.

WYOMING COURT SYSTEM, 1977



↑ Indicates route of appeal.

WYOMING SUPREME COURT Court of last resort 5 Justices January 1, 1977 to December 31, 1977

Cases:	Beginning pending	Filed	Disposed	End pending
Appeals:				
Civil:				
School districts	X	3	X	X
County government	X	2	X	X
Municipalities	X	11	X	X
Probate	X	5	X	X
Parental rights	X	1	X	X
Divorce	X	9	X	X
Reserve questions	X	0	X	X
Other civil	X	48	X	X
Total	X	79	X	X
Criminal	X	39	78	X
Appeals of administrative agency case:				
State agency	X	12	X	X
Workmen's compensation	X	4	X	X
Total	X	16	X	X
Juvenile	X	1	X	X
Total appeals	X	135	160	X
Other cases:				
Original proceedings:	X	11	17	X
Total other cases	X	11	17	X
Total cases	153	146	177	122

	Manner of disposition ^m					Time interval (average months)	Status of pending cases (12/31/77)
	Number written	Civil, agency, and juvenile	Criminal	Original proceedings	Total		
Opinion ..	102	45	69	0	114	Docketing to maturity	Not matured
Order	63	37	9	17	63	Maturity to argument	Matured
						Argument to opinion	Set
							Under advisement

Boldface headings indicate the classifications used by the NCSP.
X - The data for this case type are known to be included in the total but were not available by category.

^mInformation on disposition type or trial data:
The manner of disposition chart contains information both on the number of opinions and orders written and the number of cases that were disposed by the opinions and orders, broken down by case type.
The 102 opinions disposed 114 cases; the 63 orders disposed 63 cases.

Source: Unpublished data supplied by the clerk of the Supreme Court. Statistics are from the unpublished data except that totals have been computed where necessary.

WYOMING DISTRICT COURT^d
 Court of general jurisdiction
 7 districts, 13 judges
 January 1, 1977 to December 31, 1977

	Beginning pending	Filed	Disposed	End pending																																			
Civil^d:																																							
Estate:																																							
Probate/wills/intestate:																																							
Probate	X	X	2,246 ⁱ	X																																			
Other civil	X	X	6,510 ⁱ	X																																			
Total civil	3,515 ⁱ	9,044	8,756 ⁱ	3,803 ⁱ																																			
Criminal^d:																																							
Felony:																																							
Criminal	687 ⁱ	1,284	1,352 ⁱ	609 ⁱ																																			
Total criminal	687 ⁱ	1,284	1,352 ⁱ	609 ⁱ																																			
Juvenile:																																							
Total juvenile	N/A	829	N/A	N/A																																			
Grand total	4,202 ⁱ	11,157	10,108 ⁱ	4,412 ⁱ																																			
<hr/>																																							
<table border="0"> <thead> <tr> <th colspan="3">Trial^d</th> <th colspan="2">Civil dispositionsⁱ</th> <th colspan="2">Criminal dispositionsⁱ</th> </tr> <tr> <th>Jury</th> <th>Non-jury</th> <th>Total</th> <th>Default</th> <th>Dismissal</th> <th>Guilty plea</th> <th>Dismissal</th> </tr> </thead> <tbody> <tr> <td>Civil</td> <td>33</td> <td>2,339</td> <td>3,165</td> <td>3,168</td> <td>582</td> <td>376</td> </tr> <tr> <td>Criminal</td> <td>78</td> <td>238</td> <td></td> <td></td> <td></td> <td></td> </tr> <tr> <td>Total</td> <td>111</td> <td>2,577</td> <td></td> <td></td> <td></td> <td></td> </tr> </tbody> </table>					Trial ^d			Civil dispositions ⁱ		Criminal dispositions ⁱ		Jury	Non-jury	Total	Default	Dismissal	Guilty plea	Dismissal	Civil	33	2,339	3,165	3,168	582	376	Criminal	78	238					Total	111	2,577				
Trial ^d			Civil dispositions ⁱ		Criminal dispositions ⁱ																																		
Jury	Non-jury	Total	Default	Dismissal	Guilty plea	Dismissal																																	
Civil	33	2,339	3,165	3,168	582	376																																	
Criminal	78	238																																					
Total	111	2,577																																					

Boldface headings indicate the classifications used by the NCSP.
 X = The data for this case type are known to be included in the total but were not available by category.

^dCase definition or unit of count:
 A civil case is counted with the filing of a petition or complaint.
 The criminal case unit of count is the number of informations.
 The trial definition is not consistent statewide.

ⁱData are not complete:
 Pending and disposed cases do not include cases filed before 1974.
 Grand total pending and disposition data do not include juvenile cases.

Source: Office of the Court Coordinator for the Supreme Court of Wyoming, 1977 District Court Statistics (unpublished). Statistics are from this unpublished source except that totals have been computed where necessary.

WYOMING JUSTICE COURT
 Court of limited jurisdiction
 34 courts, 34 justices of the peace
 January 1, 1977 to December 31, 1977

There were no data available for cases handled in the Justice Court for 1977.

WYOMING MUNICIPAL COURT
 Court of limited jurisdiction
 31 courts
 January 1, 1977 to December 31, 1977

There were no data available for cases handled in the Municipal Court for 1977.

Appendices

Appendix A: Technical discussion of estimation procedures

A. Calculation of Missing and Incomplete Data

Least squares regression was used to estimate the total volume of filings and dispositions in trial and appellate courts for 1977. The procedure followed is similar to the one that was used to estimate the national totals for the 1976 edition of the Annual Report. The same or a reduced number of independent variables in each regression equation were used to predict 1977 filings and dispositions as were identified by the extended study conducted for the 1976 Annual Report. The coefficients of each regression equation were estimated, using all complete state-level caseload data. Puerto Rico and Guam were not included in the estimation procedure or in the 1977 estimated national totals that were subsequently developed since no figures were available for the independent variables for them.

The criterion used to identify which variables best predicted the caseload figures was the coefficient of variation (R^2) which tells the percent of the variation the variable being predicted is explained by variation in the independent variables. The coefficient of variation can have any value between 0% and 100%. The combination of independent variables and variable transformations that produced the highest R^2 for each data element being predicted was chosen as the predictive equation for that data element. The variables and transformations that were found to produce the best predictions of caseload in 1976 still produced highest R^2 values when applied to 1977 data. The equations that were developed to estimate the 1977 national totals are discussed below.

Appellate Courts

Courts of last resort:

$$\text{Filings} = 347 + .00017 \times \text{total state population} \quad (1)$$

$$\text{Dispositions} = 56 + .94 \times \text{court of last resort filings} \quad (2)$$

The number of missing data points that it was necessary to estimate with this pair of equations was small. Complete filing data were supplied by 46 of the 51 possible and dispositions were given for 44. Only one state was unable to supply complete data for either filings or dispositions. For those states with no filing data, the estimate of the filing figure from equation (1) was used as the independent variable in equation (2).

Whether or not complete data were available for the state, estimates of its filings and dispositions were calculated using these equations so that the reader can make an evaluation of the quality of the estimation equations. The estimates

for each state are given in Table A. These numbers should be compared to the actual filings and dispositions for each state that are given in the second and third columns of Table 2 in Part I of this report.

The R^2 value of 54% for equation (1) was lower than would be acceptable if our primary goal was to estimate each missing data point. The introduction of two additional independent variables into the equation in the extensive analysis done for the 1976 Annual Report produced an R^2 value in 1976 of 81%. However, for our purposes we were satisfied with the much simpler univariable equation for predicting the missing values. Our goal is to accurately predict the sum of fifty-one numbers. Forty-six of them are already available, so even moderately good estimates for the other five will produce a very accurate estimate of the actual total. For this goal, an R^2 of 54% is adequate.

Intermediate Appellate Courts

$$\text{Filings} = -225 + .00052 \times \text{total state population} \quad (3)$$

$$\text{Dispositions} = -121 + .995 \times \text{intermediate appellate court filings} \quad (4)$$

As was the case with the court of last resort, almost all states reported complete data for filings and dispositions in their intermediate appellate courts. The method used to estimate the filing and disposition volume for courts of last resort was used here, also. Of the 27 states with intermediate appellate courts in 1977, only one did not report complete filings data and a different one did not report disposition data. The number of dispositions from the Court of Appeals, the new intermediate appellate court in Kansas, was not included in the estimation of equation (2) since that court was created during the year and was in session for only the final six months. An estimate of the number of cases this court would have disposed, had the court been in session the full year, was made, based on the number of cases filed in the court, and is found in Table A.

Again, the R^2 value for equation (3) is relatively low, 65%. But we need only predict one number, that of the filings in the New York intermediate appellate courts, and we already know that there were at least 10,368. Adding further variables to the equation for the sake of more precisely identifying one number was considered unnecessary. The state-by-state estimates for filing and dispositions in intermediate appellate courts, based on equations (3) and (4), are given

Table A: Estimates of filings and dispositions in courts of last resort and intermediate appellate courts in 1977 by state.

State	Court(s) of last resort		Intermediate appellate courts	
	Filed	Disposed	Filed	Disposed
Alabama.....	988	821	1,731 ^a	1,036 ^a
Alaska.....	415	631	--	--
Arizona.....	759	960	1,030	1,877
Arkansas.....	721	707	--	--
California.....	4,133	3,669	11,326	11,295
Colorado.....	804	746	1,169	1,003
Connecticut.....	871	873	--	--
Delaware.....	448	397	--	--
District of Columbia.....	463	1,325	--	--
Florida.....	1,853	2,170	4,369	9,489
Georgia.....	1,230	1,460	2,469	2,003
Hawaii.....	508	352	--	--
Idaho.....	497	407	--	--
Illinois.....	2,279	1,125	5,670	4,244
Indiana.....	1,263	502	2,569	759
Iowa.....	841	1,211	1,281	234
Kansas.....	740	491	973	248
Kentucky.....	953	490	1,623	1,794
Louisiana.....	1,028	2,182	1,851	2,277
Maine.....	535	411	--	--
Maryland.....	1,058	579	1,943	1,419
Massachusetts.....	1,320	1,295	2,744	1,041
Michigan.....	1,898	1,466	4,508	4,370
Minnesota.....	1,022	995	--	--
Mississippi.....	764	804	--	--
Missouri.....	1,168	682	2,279	2,017
Montana.....	478	496	--	--
Nebraska.....	611	629	--	--
Nevada.....	462	1,081	--	--
New Hampshire.....	495	351	--	--
New Jersey.....	1,591	1,549	2,865	5,835
New Mexico.....	555	649	408	453
New York.....	3,371	3,219	9,001 ^a	8,846 ^a
North Carolina.....	1,307	492	2,705	953
North Dakota.....	457	230	--	--
Ohio.....	2,172	1,479	5,342	7,841
Oklahoma.....	833 ^a	1,935 ^a	1,256	231
Oregon.....	761	886	1,036	2,218
Pennsylvania.....	2,360	1,509	5,916 ^a	6,219 ^a
Rhode Island.....	509	457	--	--
South Carolina.....	854	513	--	--
South Dakota.....	464	326	--	--
Tennessee.....	1,093	881	2,050 ^a	1,346 ^a
Texas.....	2,582 ^a	5,430 ^a	6,593	1,841
Utah.....	5,570	651	--	--
Vermont.....	5,431	397	--	--
Virginia.....	1,229	1,869	--	--
Washington.....	978	655	1,699	1,868
West Virginia.....	670	866	--	--
Wisconsin.....	1,129	904	--	--
Wyoming.....	417	193	--	--

-- = Not applicable.

^aData for the two courts of last resort in Oklahoma and in Texas and for the two intermediate appellate courts in Alabama, New York, Pennsylvania, and Tennessee were added together before they were analyzed.

in Table A. They may be compared to the actual data given in columns 8 and 9 of Table 2 in Part I of this report.

Trial Courts

Data for trial courts were estimated by case category: civil, criminal, traffic, and juvenile. Far fewer states reported complete data for general and for limited jurisdiction courts than for appellate courts. As a result, the estimates of the national totals of cases filed and disposed in trial courts are not as accurate as those given for appellate courts.

Civil:

$$\text{Filings} = 22,865 + .07 \times \text{total state expenditures} \quad (5)$$

$$\text{Dispositions} = 311 + .96 \times \text{trial court civil filings} \quad (6)$$

Equation (5) is based on data from 19 states, while equation (10) is based on data from only 10. Data from California were excluded from equation (6) when a graph of the data demonstrated that the relationship between filings and dispositions in California was very different from the relationship that existed in other states. Since the filing and disposition volume in California is much greater than it is in other states, it would have had an undue influence on the estimates had it been included in equation (6). Including California would artificially increase the R² value but would also increase the error in the estimate of the number of filings in all of the other states. Therefore, California was excluded from the development of equation (6) and Table B does not contain an estimate of civil dispositions in California.

The estimates of the volume of civil filings and dispositions in trial courts in all states but California are given in Table B. These figures may be compared to columns 19 and 20 in Table 17 in Part I of this volume.

Criminal:

$$\text{Filings} = 31,194 + .039 \times \text{total state population} \quad (7)$$

$$\text{Dispositions} = 4,010 + .91 \times \text{trial court criminal filings} \quad (8)$$

Equation (7) was based on data from 20 states, while equation (8) was based on data from 14 states. Data from California were not included in equation (8) since, as was the case with the estimates of civil dispositions, there is a different relationship between criminal filings and dispositions in California, probably due to the large volume of cases, than exists in the other states. Had California been included, the R² value, used to indicate how well the variation of the indepen-

pendent variable (in this case, total state population) explains variation in the variable to be predicted, would have been higher, but the estimate of the number of criminal cases disposed in each state including California would have been less accurate than the estimates calculated excluding the California data.

The estimates of criminal filings and dispositions for all states except California are given in Table B and may be compared to columns 19 and 20 in Table 28 in Part I of this volume.

Traffic:

$$\text{Filings} = 4,024 + .25 \times \text{state population living within standard metropolitan statistical areas (SMSA pop)} \quad (9)$$

$$\text{Dispositions} = 21,718 + .92 \times \text{trial court traffic filings} \quad (10)$$

The procedure used to estimate the number of traffic cases filed and disposed during 1977 was a modification of that used for 1976. A few states include parking cases as a part of their traffic caseload; most do not. In order to prevent those few states that include parking cases from inflating the estimates for states that do not include parking cases in their caseload, parking cases were subtracted from the traffic caseload where possible before the regression equation was estimated. The states reporting complete traffic data from which parking cases could be eliminated were California, Hawaii, and New Jersey. Equation (9) was estimated with complete traffic filing data (minus parking cases) from 17 states, while equation (10) was estimated with complete dispositions minus parking cases from 12. The estimates given for traffic cases in Table B are for all traffic cases except parking. When the estimates of the number of traffic cases filed and disposed during 1977 were calculated, all known parking data were added back into the total, whether they were complete or not. Since parking cases were included with the rest of the traffic volume through the entire estimation procedure in 1976, the estimates of the number of traffic cases filed and disposed in 1976 may be somewhat inflated. The numbers estimated for 1977 are about ten percent lower than those calculated for 1976. Since the data estimated and given in Table B do not include all traffic cases, they are not directly comparable to any of the tables contained in Part I of this report.

Juvenile:

$$\text{Filings} = -7,951 + 621 \times \sqrt{\text{SMSA pop}} \div 1,000 \quad (11)$$

$$\text{Dispositions} = 2,942 + .93 \times \text{trial court juvenile filings} \quad (12)$$

Complete juvenile data were reported by more states than were data for any other category of

Table B: Estimates of filings and dispositions of civil, criminal, traffic, and juvenile cases in trial courts in 1977 by state.

State	Civil		Criminal		Traffic ^a		Juvenile	
	Filed	Disposed	Filed	Disposed	Filed	Disposed	Filed	Disposed
Alabama.....	201,309	193,509	179,303	167,635	582,951	557,950	21,715	23,031
Alaska.....	93,645	21,077	46,690	21,994	50,175	101,410	425	4,314
Arizona.....	139,598	134,284	126,164	119,142	446,017	431,990	17,970	19,567
Arkansas.....	118,248	113,795	117,555	111,286	213,736	218,325	9,904	12,086
California.....	1,330,850	(b)	905,761	(b)	5,146,161	4,911,693	80,462	102,657
Colorado.....	157,647	151,606	136,690	128,748	540,603	518,996	20,609	17,816
Connecticut.....	170,040	209,033	152,068	87,418	700,106	263,523	24,578	15,273
Delaware.....	65,558	163,500	54,477	53,723	104,949	118,256	4,435	7,045
District of Columbia..	120,828	155,730	57,881	30,511	177,727	132,585	8,299	8,760
Florida.....	360,323	454,153	379,025	322,342	1,847,565	1,721,214	44,987	73,502
Georgia.....	237,217	227,970	235,142	218,591	730,283	693,474	25,276	26,326
Hawaii.....	115,917	30,891	67,038	36,476	186,095	190,531	8,685	10,413
Idaho.....	69,933	44,013	65,746	30,879	40,793	199,505	0	10,096
Illinois.....	609,497	610,366	477,517	477,934	2,321,003	2,177,652	51,397	26,705
Indiana.....	242,073	232,631	242,694	225,483	923,512	871,217	29,436	23,534
Iowa.....	180,621	124,852	145,220	177,728	277,892	271,035	12,453	8,547
Kansas.....	132,311	127,291	121,899	115,250	275,864	275,473	12,377	14,392
Kentucky.....	200,191	125,963	171,086	216,103	400,372	407,103	16,595	27,856
Louisiana.....	248,381	238,685	188,342	175,884	633,668	604,602	22,987	24,208
Maine.....	78,154	75,316	74,433	71,934	67,165	83,500	1,846	4,650
Maryland.....	267,347	256,887	195,347	145,734	893,843	843,926	28,828	27,551
Massachusetts.....	350,073	395,200	255,960	237,589	1,266,101	1,186,350	35,850	47,922
Michigan.....	549,070	527,259	389,512	359,464	1,898,029	1,767,634	45,707	30,737
Minnesota.....	285,739	274,538	186,933	174,598	655,476	624,662	23,518	24,690
Mississippi.....	142,449	137,021	127,455	120,320	165,048	173,539	7,694	10,060
Missouri.....	192,564	185,117	220,781	205,486	780,238	739,425	26,400	18,423
Montana.....	68,811	66,349	61,364	60,008	51,443	69,038	539	3,441
Nebraska.....	91,557	64,188	92,003	87,968	179,756	187,068	8,393	7,438
Nevada.....	57,933	55,910	57,724	56,686	135,379	146,247	6,180	8,659
New Hampshire.....	60,698	58,563	65,316	63,615	93,141	107,394	3,016	5,732
New Jersey.....	397,939	423,449	318,490	334,370	1,718,491	953,888	43,101	79,027
New Mexico.....	95,922	92,368	79,129	76,220	105,964	101,610	4,497	7,102
New York.....	1,289,183	1,237,553	252,986	650,844	4,025,835	3,724,911	70,240	46,830
North Carolina.....	295,840	301,617	56,590	380,675	636,204	684,979	23,049	23,870
North Dakota.....	66,031	63,681	452,669	12,147	41,554	59,942	0	3,843
Ohio.....	463,811	562,116	143,342	417,098	2,169,107	2,016,987	49,419	190,553
Oklahoma.....	158,102	152,043	126,633	134,818	401,387	390,937	16,626	11,181
Oregon.....	153,661	147,781	496,143	80,759	366,392	358,746	15,519	16,498
Pennsylvania.....	638,400	396,100	156,607	525,020	2,412,039	2,470,320	52,552	35,889
Rhode Island.....	78,148	75,310	68,564	66,579	223,372	227,188	10,309	8,395
South Carolina.....	170,349	163,797	148,155	139,210	356,249	349,416	15,188	16,993
South Dakota.....	57,598	55,588	58,155	57,080	52,711	70,205	652	3,545
Tennessee.....	198,449	190,764	203,447	189,668	689,709	656,152	24,334	25,454
Texas.....	528,421	507,442	547,404	503,550	2,582,446	3,926,598	54,656	53,506
Utah.....	95,425	91,891	82,690	79,470	257,605	258,678	11,683	24,164
Vermont.....	54,574	21,106	50,446	20,490	4,024	62,093	0	3,902
Virginia.....	264,902	452,171	234,908	305,068	853,270	798,413	27,979	110,021
Washington.....	253,039	164,186	176,838	165,385	667,394	635,625	23,805	16,656
West Virginia.....	130,135	125,203	105,777	100,538	173,924	181,703	8,120	9,712
Wisconsin.....	304,063	292,123	211,703	197,202	746,512	708,402	25,645	26,667
Wyoming.....	50,552	48,826	47,316	47,189	4,024	25,419	0	2,942

^aTraffic and total cases estimates do not include parking cases.

^bNo estimate is given for California civil or criminal cases disposed since this figure was not included in the predictive equation. The actual number of civil and criminal dispositions in California was used for the compilation of the national estimates of the number of civil cases and criminal cases disposed during 1977.

trial court cases. Filing estimates were based on data from 32 states; disposition estimates were based on data from 24. However, the R² value for measuring the adequacy of the estimation equation was lower for juvenile filings than it was for any of the other equations. This is probably a reflection of the different way each state counts juvenile cases. Equation (11) produced negative estimates of the numbers of the case filings for four states, due to the large negative intercept term and the small number of people who live in SMSAs in those states. When calculating the estimate of the total number of juvenile cases filed, complete data were available for three of the states, and zero was used as the estimate of the number of filings in the fourth.

B. Calculation of the Estimates of National Totals

For each of the twelve categories of data represented above by an estimation equation, an estimate of the national total volume was calculated. The best estimate of the individual figure for each of the twelve categories of data was identified for each state. Complete data were used where they were available. Where complete data were not available, the estimate of the actual figure that was generated by the appropriate estimation equation was used. Actual figures or estimates for all 50 states and the District of Columbia were added together to produce the estimates of the national totals. For traffic filings and dispositions, parking cases that had been removed from analysis at earlier stages of the estimation procedure as discussed above were added into the total of other traffic

cases to produce the estimates of filings and dispositions for all traffic cases. Finally, the estimates of total filings were added together by level of court to produce estimates of the total number of cases filed in all appellate courts and in all trial courts. Total dispositions for appellate and trial courts were produced in a similar manner. The estimates of caseload volume for appellate courts is given in Table 1 and for trial courts in Table B in Part I of this volume.

All the reported estimates of the national total caseload figures given in Tables 1 and 13 are actually the midpoints of ranges of numbers, each of which contain the actual number it is meant to estimate. As such, the estimates are reported as round numbers in Tables 1 and 13 and should be considered as "ballpark" estimates of the actual data. They may be compared to the midpoints of the ranges that were reported as estimates of the total caseload in trial and appellate courts in the 1976 Annual Report. Appellate and trial court juvenile cases appear to have increased between 1976 and 1977. Trial court civil cases have remained constant. Criminal and traffic cases have decreased. As has been discussed, the drop in the volume of traffic cases may be more attributable to the method of its estimation than to an actual drop in the traffic caseload in trial courts. The overall total filing and disposition figures for trial courts also fell between 1976 and 1977, primarily due to the decrease in the traffic caseload. Future editions of this report will continue to study the continuing trend in appellate and trial court volume.

Appendix B: Sources of 1977 state court caseload statistics

STATE	COURTS OF LAST RESORT	INTERMEDIATE APPELLATE COURTS	GENERAL JURISDICTION COURTS	LIMITED JURISDICTION COURTS
Alabama	Alabama Judicial System (The Administrative Director of the Courts) and unpublished data provided by the clerk of the Supreme Court	Alabama Judicial System (The Administrative Director of the Courts) and unpublished data provided by the clerk of the Court of Civil Appeals and the Court of Criminal Appeals	Alabama Judicial System (The Administrative Director of the Courts) and unpublished data provided by the Administrative Office of Courts	Alabama Judicial System (The Administrative Director of the Courts)
Alaska	Alaska Court System, 1977 Annual Report (Administrative Director of the Courts) and memo from clerk to Justices of Supreme Court entitled "Supreme Court Activity 1977"		Alaska Court System, 1977 Annual Report (Administrative Director of the Courts) and memo from clerk to Justices of Supreme Court entitled "Supreme Court Activity 1977"	Alaska Court System, 1977 Annual Report (Administrative Director of the Courts)
Arizona	The Arizona Courts, 1977 Judicial Report (Arizona Supreme Court)	The Arizona Courts, 1977 Judicial Report (Arizona Supreme Court)	The Arizona Courts, 1977 Judicial Report (Arizona Supreme Court)	The Arizona Courts, 1977 Judicial Report (Arizona Supreme Court)
Arkansas	Thirteenth Annual Report, 1977 Judicial Statistics (Executive Secretary, Judicial Department)		Thirteenth Annual Report, 1977 Judicial Statistics (Executive Secretary, Judicial Department)	Thirteenth Annual Report, 1977 Judicial Statistics (Executive Secretary, Judicial Department)
California	1978 Annual Report of the Administrative Office of the California Courts (Judicial Council of California) and unpublished data provided by the Administrative Office of the Courts	1978 Annual Report of the Administrative Office of the California Courts (Judicial Council of California) and unpublished data provided by the Administrative Office of the Courts	1978 Annual Report of the Administrative Office of the California Courts (Judicial Council of California) and unpublished data provided by the Administrative Office of the Courts	1978 Annual Report of the Administrative Office of the California Courts (Judicial Council of California) and unpublished data provided by the Administrative Office of the Courts
Colorado	Annual Statistical Report of the Colorado Judiciary 1976-77 (Office of the State Court Administrator)	Annual Statistical Report of the Colorado Judiciary 1976-77 (Office of the State Court Administrator)	Annual Statistical Report of the Colorado Judiciary, 1976-77 (Office of the State Court Administrator)	Annual Statistical Report of the Colorado Judiciary, 1976-77 (Office of the State Court Administrator)
Connecticut	Biennial Report of the Connecticut Judicial Department, 1976-1978 (Chief Court Administrator, Judicial Department)		Biennial Report of the Connecticut Judicial Department, 1976-78 (Chief Court Administrator, Judicial Department) and unpublished data provided by the Office of the Chief Court Administrator	Biennial Report of the Connecticut Judicial Department, 1976-78 (Chief Court Administrator, Judicial Department) and unpublished data provided by the Office of the Chief Court Administrator
Delaware	1977 and 1978 Annual Reports of the Delaware Judiciary (Director, Administrative Office of the Courts)		1977 Annual Report of the Delaware Judiciary (Director, Administrative Office of the Courts) and unpublished data supplied by the Administrative Office of the Courts	1977 Annual Report of the Delaware Judiciary (Director, Administrative Office of the Courts)
District of Columbia	1977 Annual Report (Joint Committee on Judicial Administration in the District of Columbia and Executive Officer)		1977 Annual Report (Joint Committee on Judicial Administration in the District of Columbia and Executive Officer)	
Florida	Florida Judicial System Statistical Report 1977 (Office of State Courts Administrator)	Florida Judicial System Statistical Report 1977 (Office of State Courts Administrator)	Florida Judicial System Statistical Report 1977 (Office of State Courts Administrator)	Florida Judicial System Statistical Report 1977 (Office of State Courts Administrator)
Georgia	Unpublished data provided by the clerk of the Supreme Court	Unpublished data provided by the clerk of the Court of Appeals	Fourth Annual Report (Administrative Office of the Courts) and unpublished data provided by the Administrative Office of the Courts	Fourth Annual Report (Administrative Office of the Courts) and unpublished data provided by the Administrative Office of the Courts
Guam			1979 Judicial Plan (Superior Court of Guam)	

--- Indicates that the state has no court at this level.

(continued on next page)

STATE	COURTS OF LAST RESORT	INTERMEDIATE APPELLATE COURTS	GENERAL JURISDICTION COURTS	LIMITED JURISDICTION COURTS
Hawaii	State of Hawaii: Annual Report 1976-1977 (Administrative Director of the Courts) and unpublished data provided by the clerk of the Supreme Court		State of Hawaii: Annual Report 1976-77 (Administrative Director of the Courts) and unpublished data provided by the Office of the Administrative Director	State of Hawaii: Annual Report 1976-77 (Administrative Director of the Courts)
Idaho	The Idaho Courts 1977 Annual Report and Appendix (Administrative Office of the Courts)		Idaho Courts 1977 Annual Report (Administrative Office of the Courts)	
Illinois	1977 Annual Report of the Supreme Court of Illinois (Administrative Office of the Illinois Courts)	1977 Annual Report of the Supreme Court of Illinois (Administrative Office of the Illinois Courts)	1977 Annual Report of the Supreme Court of Illinois (Administrative Office of the Illinois Courts)	
Indiana	1977 Indiana Judicial Report (Division of State Court Administration)	1977 Indiana Judicial Report (Division of State Court Administration)	1977 Indiana Judicial Report (Division of State Court Administration)	1977 Indiana Judicial Report (Division of State Court Administration)
Iowa	Iowa Supreme Court Statistical Report For the Year 1977, Iowa Judiciary (Clerk of the Supreme Court) and 1977 Statistical Report (Court Administrator of the Judicial Department)	Iowa Court of Appeals Statistical Report for the Year 1977 (Amended) (Clerk of the Supreme Court) and 1977 Annual Statistical Report (Administrator of the Judicial Department)	1977 Annual Statistical Report, Iowa Judiciary (Court Administrator of the Judicial Department)	
Kansas	Kansas Judicial Council Bulletin 1977, 51st Annual Report (Judicial Council)	Kansas Judicial Council Bulletin 1977, 51st Annual Report (Judicial Council)	Kansas Judicial Council Bulletin 1977, 51st Annual Report (Judicial Council) and Statistical Report on the District Courts 1977 (Office of Judicial Administrator)	Kansas Judicial Council Bulletin 1976, 50th Annual Report and 1977, 51st Annual Report (Judicial Council)
Kentucky	Annual Report, 1977 (Administrative Office of the Courts) and unpublished data supplied by the clerk of the Supreme Court	Unpublished data supplied by Administrative Office of the Courts	Annual Report 1977 (Administrative Office of the Courts)	Annual Report, 1977 (Administrative Office of the Courts)
Louisiana	Judicial Council Annual Report with 1977 Statistics and Related Data (Judicial Administrator)	Judicial Council Annual Report with 1977 Statistics and Related Data (Judicial Administrator)	Judicial Council Annual Report with 1977 Statistics and Related Data (Judicial Administrator) and unpublished data supplied by the Office of the Judicial Administrator	Judicial Council Annual Report with 1977 Statistics and Related Data (Judicial Administrator) and unpublished data supplied by the Office of the Judicial Administrator
Maine	Annual Report 1977 (Administrative Office of the Courts)		Annual Report 1977 (Administrative Office of the Courts)	Annual Report 1977 (Administrative Office of the Courts)
Maryland	Annual Report 1976-77 (Administrative Office of the Courts)	Annual Report 1976-77 (Administrative Office of the Courts)	Annual Report 1976-77 (Administrative Office of the Courts)	Annual Report 1976-77 (Administrative Office of the Courts)
Massachusetts	Unpublished data supplied by the Office of the Chief Administrative Justice	Annual Report (unpublished) (Clerk and Administrator of the Appeals Court)	Annual Report--The Office of the Chief Administrative Justice of the Trial Court, 1978 (Chief Administrative Justice)	Annual Report--The Office of the Chief Administrative Justice of the Trial Court, 1978 (Chief Administrative Justice)
Michigan	Unpublished data provided by the clerk of the Supreme Court	Annual Report 1977-78 (State Court Administrator)	Annual Report 1976-77 (State Court Administrator) and 1977 Annual Report (Recorder's Court of the City of Detroit, Michigan)	Annual Report 1976-77 (State Court Administrator)
Minnesota	Unpublished data supplied by the Office of the State Court Administrator		Unpublished data supplied by the Office of the State Court Administrator	Unpublished data supplied by the Office of the State Court Administrator
Mississippi	11th and 12th Annual Statistical Reports 1976, 1977 (Executive Assistant, Supreme Court)		Unpublished data provided by the Mississippi Judicial Council	Unpublished data provided by the Mississippi Judicial Council

--- Indicates that the state has no court at this level.

(continued on next page)

Sources of 1977 state court caseload statistics (continued)

STATE	COURTS OF LAST RESORT	INTERMEDIATE APPELLATE COURTS	GENERAL JURISDICTION COURTS	LIMITED JURISDICTION COURTS
Missouri	Judicial Department of Missouri Annual Statistical Report 1977 (Office of the State Court Administrator)	Judicial Department of Missouri Annual Statistical Report 1977 (Office of the State Court Administrator)	Judicial Department of Missouri Annual Statistical Report 1977 (Office of the State Court Administrator)	Judicial Department of Missouri Annual Statistical Report 1977 (Office of the State Court Administrator)
Montana	1978 Annual Report (Montana Supreme Court)	-----	Not available	Not available
Nebraska	The Courts of Nebraska 1977 (Office of the State Court Administrator) and unpublished data provided by the clerk of the Supreme Court	-----	The Courts of Nebraska 1977 (Office of the State Court Administrator) and unpublished data provided by the Office of the State Court Administrator	The Courts of Nebraska 1977 (Office of the State Court Administrator) and unpublished data provided by the Office of the State Court Administrator
Nevada	Unpublished data provided by the Administrative Office of the Courts	-----	Unpublished data from the one district	Not available
New Hampshire	Seventeenth Biennial Report of the Judicial Council of the State of New Hampshire (Chairman, Judicial Council)	-----	Seventeenth Biennial Report of the Judicial Council of the State of New Hampshire (Chairman, Judicial Council)	Seventeenth Biennial Report of the Judicial Council of the State of New Hampshire (Chairman, Judicial Council) and 1978 New Hampshire Court System (Chief Justice, Supreme Court and Chairmen, Judicial Planning Council)
New Jersey	Annual Report 1976-77 (Administrative Director of the Courts)	Annual Report 1976-77 (Administrative Director of the Courts)	Annual Report 1976-77 (Administrative Director of the Courts)	Annual Report 1976-77 and Proceedings in the Municipal Courts, Sept 1, 1976 to Aug. 31, 1977 (Administrative Director of the Courts)
New Mexico	Annual Report 1977 (Judicial Department of the State of New Mexico)	Annual Report 1977 (Judicial Department of the State of New Mexico)	Annual Report 1977 (Judicial Department of the State of New Mexico)	Annual Report, 1978 (Judicial Department of the State of Mexico)
New York	23rd Annual Report 1978 (The Administrative Board of the Judicial Conference) and unpublished data provided by the clerk of the Court of Appeals	23rd Annual Report 1978 (The Administrative Board of the Judicial Conference)	23rd Annual Report 1978 (Administrative Board of the Judicial Conference)	23rd Annual Report 1978 (Administrative Board of the Judicial Conference) and unpublished data provided by the Office of the Chief Administrative Judge
North Carolina	Supreme Court Caseload Statistics, Spring Term 1977; Fall Term 1977 (unpublished) (Clerk of Supreme Court)	North Carolina Courts 1977 (Administrative Office of the Courts) and unpublished data from clerk of Court of Appeals	North Carolina Courts 1977 (Administrative Office of the Courts)	North Carolina Courts 1977 and 1978 (Administrative Office of the Courts)
North Dakota	Annual Report, 1977 (North Dakota Judicial Council)	-----	Annual Report, 1977 (North Dakota Judicial Council)	Annual Report, 1977 (North Dakota Judicial Council)
Ohio	Ohio Courts Summary 1977 (Office of the Administrative Director)	Ohio Courts Summary 1977 (Office of the Administrative Director)	Ohio Courts Summary 1977 (Office of the Administrative Director)	Ohio Courts Summary 1977 (Office of the Administrative Director)
Oklahoma	Report on the Judiciary 1977 (Administrative Director of the Courts)	Report on the Judiciary 1977 (Administrative Director of the Courts)	Report on the Judiciary 1977 (Administrative Director of the Courts)	Report on the Judiciary 1977 (Administrative Director of the Courts)
Oregon	24th Annual Report Relating to Judicial Administration in the Courts of Oregon, 1977 (Office of the State Court Administrator)	24th Annual Report Relating to Judicial Administration in the Courts of Oregon, 1977 (Office of the State Court Administrator)	23rd and 24th Annual Reports Relating to Judicial Administration in the Courts of Oregon, 1976 and 1977 (Office of the State Court Administrator)	23rd and 24th Annual Reports Relating to Judicial Administration in the Courts of Oregon, 1976 and 1976 (Office of the State Court Administrator)

--- indicates that the state has no court at this level

(continued on next page)

STATE	COURTS OF LAST RESORT	INTERMEDIATE APPELLATE COURTS	GENERAL JURISDICTION COURTS	LIMITED JURISDICTION COURTS
Pennsylvania	1977 Annual Report (Administrative Office of the Pennsylvania Courts)	1977 Annual Report (Administrative Office of the Pennsylvania Courts)	1977 Annual Report (Administrative Office of the Pennsylvania Courts)	1977 Annual Report (Administrative Office of the Pennsylvania Courts)
Puerto Rico	Annual Report 1976-77 (Office of Court Administration)	-----	Annual Report 1976-77 (Office of Court Administration)	Annual Report 1976-77 (Office of Court Administration)
Rhode Island	Report on the Judiciary, 1977 (Administrative Office of the Courts) and The Appellate Process in the Rhode Island Supreme Court (National Center for State Courts)	-----	Report on the Judiciary, 1977 (Administrative Office of the Courts)	Report on the Judiciary, 1977 (Administrative Office of the Courts)
South Carolina	Unpublished data provided by the clerk of the Supreme Court	-----	Unpublished data provided by the South Carolina Court Administration Office and South Carolina Office of the Attorney General	Unpublished data provided by the South Carolina Court Administration Office
South Dakota	"Business of the Court" (unpublished) from clerk of Supreme Court	-----	Benchmark: A Biannual Report of the South Dakota Unified Judicial System, FY76-77 (Court Administrator's Office)	-----
Tennessee	1977 Annual Report (Executive Secretary, Supreme Court of Tennessee)	1977 Annual Report (Executive Secretary, Supreme Court of Tennessee)	1977 Annual Report (Executive Secretary, Supreme Court of Tennessee)	Not available
Texas	49th Annual Report 1977 (Texas Judicial Council)	49th Annual Report 1977 (Texas Judicial Council)	49th Annual Report 1977 (Texas Judicial Council)	49th Annual Report 1977 (Texas Judicial Council)
Utah	Annual Report, Utah Courts July 1, 1977 to June 30, 1978 (Utah Judicial Council)	-----	Annual Report, Utah Courts July 1, 1976-June 30, 1977 (Utah Judicial Council)	Annual Report, Utah Courts July 1, 1976-June 30, 1977 (Utah Judicial Council) and Juvenile Court for the State of Utah, Annual Report, 1977 (Administrative Office of Juvenile Court)
Vermont	Judicial Statistics for Year Ending June 30, 1977 (Office of the Court Administrator)	-----	Judicial Statistics for Year Ending June 30, 1977 (Office of the Court Administrator)	Judicial Statistics for Year Ending June 30, 1977 (Office of the Court Administrator)
Virginia	State of the Judiciary Report 1976 and 1977 (Office of the Executive Secretary, Supreme Court)	-----	State of the Judiciary Report 1977 (Office of the Executive Secretary, Supreme Court)	State of the Judiciary Report 1977 (Office of the Executive Secretary, Supreme Court)
Washington	21st Annual Report 1977 (Office of the Administrator for the Courts)	21st Annual Report 1977 (Office of the Administrator for the Courts)	21st Annual Report 1977 (Office of the Administrator for the Courts)	21st Annual Report 1977 (Office of the Administrator for the Courts) and unpublished data provided by the Office of the Administrator for the Courts
West Virginia	Unpublished data provided by Administrative Office of the Courts	-----	Unpublished data provided by the Administrative Office of the Courts	Unpublished data provided by the Administrative Office of the Courts
Wisconsin	Judicial Statistics 1977 (unpublished) (Administrator of the Courts)	-----	Judicial Statistics 1977 (unpublished) (Administrator of the Courts)	Judicial Statistics 1977 (unpublished) (Administrator of the Courts)
Wyoming	Unpublished data from the clerk of the Supreme Court	-----	1977 District Court Statistics (unpublished) (Office of the Court Coordinator for the Supreme Court of Wyoming)	Not available

--- indicates that the state has no court at this level.

NATIONAL CENTER FOR STATE COURTS
National Court Statistics Project

USER EVALUATION
State Court Caseload Statistics: Annual Report, 1977

Dear Reader:

The National Court Statistics Project is interested in your comments and suggestions about this report. We have provided this form for whatever opinions you wish to express about it. Please cut out both of these pages, staple them together, and mail to the preprinted address.

Thank you for your help.

1. For what purpose did you use this report?

2. For that purpose, the report- Met most of my needs
 Met some of my needs Met none of my needs

3. How will this report be useful to you?

Data source Other (please specify) _____
 Teaching material _____
 Reference for article or report Will not be useful to me
(please explain) _____
 General information _____
 Criminal justice program planning _____

4. Which parts of the report, if any, were difficult to understand or use?
How could they be improved?

9. If you used this report as a governmental employee, please indicate the level of government.

Federal County Other - Specify _____
 State Municipal _____

10. If you used this report as a criminal justice agency employee, please indicate the sector in which you work.

Law enforcement (police) Corrections
 Legal services and prosecution Parole
 Public or private defense services Criminal justice planning
 Courts or court administration Other criminal justice
agency - Specify type _____
 Probation _____

11. If you used this report as a criminal justice employee, please indicate the type of position you hold. Mark all that apply.

Agency or institution administrator Program or project manager
 General program planner/evaluator/
analyst Statistician
 Budget planner/evaluator/analyst Other - Specify _____
 Operations or management planner/
evaluator/analyst _____

12. Additional comments

5. Can you point out specific parts of the text or table notes that are not clear or terms that need to be defined?

6. Are there ways this report could be improved that you have not mentioned?

7. Please suggest other topics you would like to see addressed in future reports using state court caseload data.

8. In what capacity did you use this report?

- Researcher Educator Student
- Criminal justice agency employee
- Government other than criminal justice - Specify _____
- Other - Specify _____

9. If you used this report as a governmental employee, please indicate the level of government.

- Federal County Other - Specify _____
- State Municipal

10. If you used this report as a criminal justice agency employee, please indicate the sector in which you work.

- Law enforcement (police) Corrections
- Legal services and prosecution Parole
- Public or private defense services Criminal justice planning
- Courts or court administration Other criminal justice agency - Specify type _____
- Probation

11. If you used this report as a criminal justice employee, please indicate the type of position you hold. Mark all that apply.

- Agency or institution administrator Program or project manager
- General program planner/evaluator/analyst Statistician
- Budget planner/evaluator/analyst Other - Specify _____
- Operations or management planner/evaluator/analyst

12. Additional comments

Please
Affix
Postage

National Court Statistics Project
National Center for State Courts
300 Newport Avenue
Williamsburg, VA 23185

(fold here)

(fold here)

(Optional)

Name _____ Telephone () - _____

Number and street _____

City _____ State _____ Zip _____

END