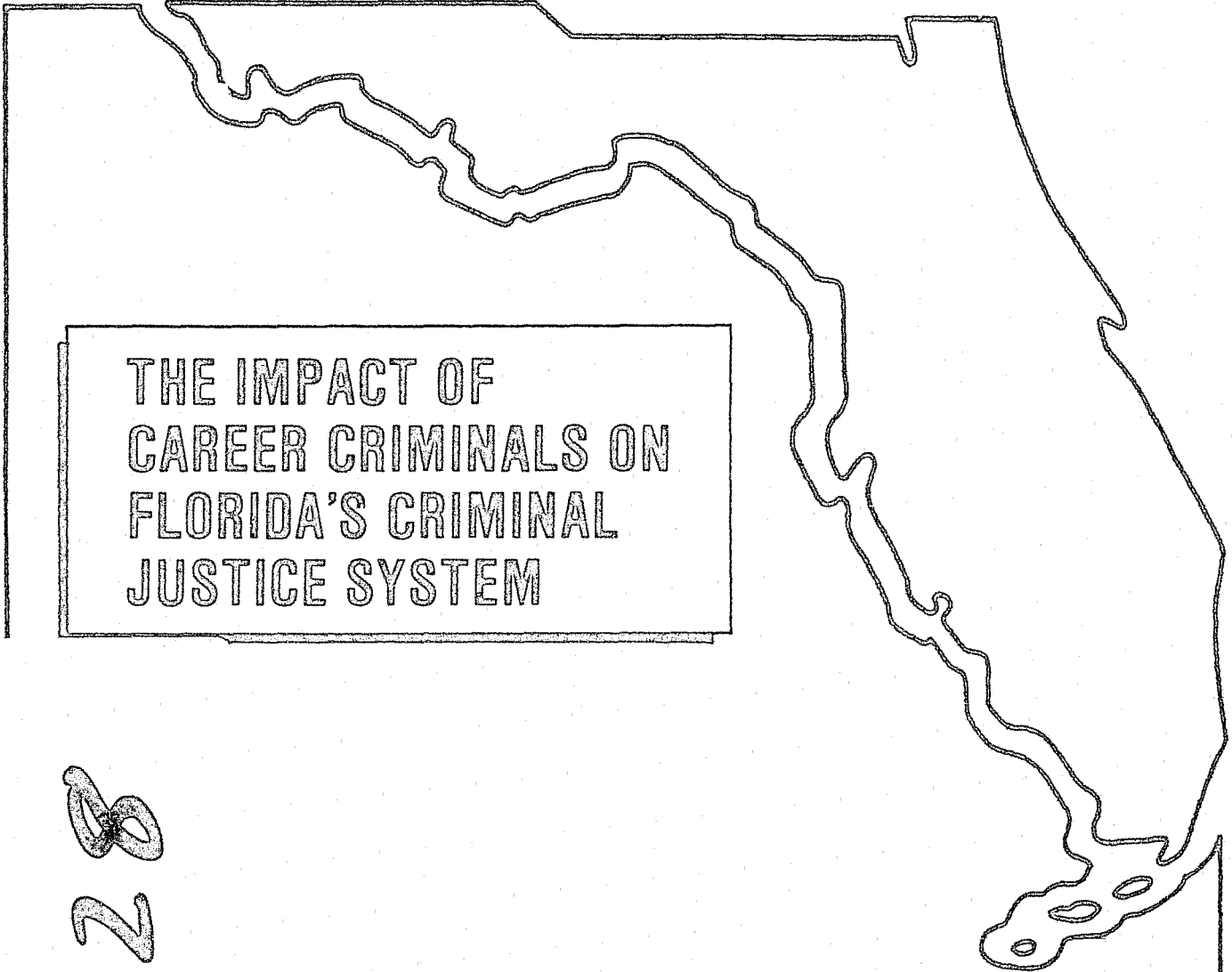


Florida Department of
Law Enforcement

ROBERT R. DEMPSEY
COMMISSIONER



THE IMPACT OF
CAREER CRIMINALS ON
FLORIDA'S CRIMINAL
JUSTICE SYSTEM

11128

Florida Statistical Analysis Center

11128

THE IMPACT OF CAREER CRIMINALS ON FLORIDA'S
CRIMINAL JUSTICE SYSTEM

March, 1988

Contributors

Kenneth Trager, Ph.D.
Michael Clark
Jeffrey Mangelsdorf

NCJRS

MAY 10 1988

~~ACQUISITIONS~~

FLORIDA STATISTICAL ANALYSIS CENTER
POST OFFICE BOX 1489
TALLAHASSEE, FLORIDA 32302
(904) 487-4808

11128

U.S. Department of Justice
National Institute of Justice

This document has been reproduced exactly as received from the person or organization originating it. Points of view or opinions stated in this document are those of the authors and do not necessarily represent the official position or policies of the National Institute of Justice.

Permission to reproduce this copyrighted material has been granted by

Florida Statistical Analysis
Center

to the National Criminal Justice Reference Service (NCJRS).

Further reproduction outside of the NCJRS system requires permission of the copyright owner.

The Florida Statistical Analysis Center

The Florida Statistical Analysis Center (SAC) is funded by a grant from the U.S. Department of Justice, Bureau of Justice Statistics. The Florida SAC is part of the Division of Criminal Justice Information Systems (CJIS), Florida Department of Law Enforcement (FDLE). The primary responsibility of the SAC is to improve the effectiveness of policy-making, programs development and planning through the provision of data and interpretive analysis of data concerning crime, the criminal justice system and related issues.

The Florida SAC welcomes inquiries concerning any of our research studies. Please feel free to contact us should you require more methodological detail, or wish to offer comment.

Acknowledgements

The Florida SAC wishes to express its appreciation for the support which we received in researching the career criminal project. In particular, we wish to thank Jim Baxley of the FDLE's, Division of Local Law Enforcement Assistance (LLEA), and the FDLE Data Center. We are also most appreciative of the efforts of Sharri Smith in the production of this research study. None of the aforementioned Divisions or individuals are responsible for any errors or omissions which might have arisen in this publication.

TABLE OF CONTENTS

CHAPTER

I.	Introduction.....	1
II.	Career Criminal Literature Review.....	2
III.	Career Criminal Methodology.....	12
	Table 1 - Career Criminal Auditing Results.....	15
	Table 2 - Career Criminal Record Layout.....	16
IV.	Florida's Career Criminals: A Descriptive Analysis.....	17
	A. State Analysis.....	17
	Table 1 - Total and Average Charges by Crime Type....	18
	Chart 1 - Total Charges by Specific Crime Type.....	19
	Chart 2 - Average Charges by Specific Crime Type.....	19
	Table 2A - Relative Number of Charges by Crime Type...	20
	Table 2B - Scalar Number of Charges by Crime Type.....	20
	Table 3A - Number of Charges by Crime Type and	
	Age: All Years.....	21
	Table 3B - Average Number of Charges by Crime Type	
	and Age: All Years.....	22
	Chart 3 - Average Number of Charges for Violent	
	Crimes.....	23
	Chart 4 - Average Number of Charges for Nonviolent	
	Crimes.....	23
	Table 4 - Number of Felony Arrests Over Time.....	24
	Table 5A - Arrests by Age by Year.....	25
	Table 5B - Average Arrests by Age by Year.....	26
	B. Judicial Circuit Analysis.....	27
	Table 6 - Number of Career Criminals by Judicial	
	Circuits.....	28
	Map 1 - Career Criminals by County.....	29
	Map 2 - Career Criminals per 1,000 Population	
	by County.....	29
	Map 3 - Total 1986 Arrests of Career Criminals	
	by County.....	30
	C. Pilot Career Criminal Analysis.....	31
	Table 7 - Duval County: Number of Charges by Crime	
	Type and Age: All Years.....	32
	Chart 5 - Total Number of Charges for Duval Career	
	Criminals by Specific Crime Type.....	33
	Chart 6 - Average Number of Charges for Duval County	
	Career Criminals by Specific Crime Type..	33
	Table 8 - Duval County: Relative Charges by Crime	
	Type.....	34
	Table 9 - Duval County: Scalar Charges by Crime	
	Type.....	34
	Table 10 - Pinellas County: Number of Charges by Crime	
	Type and Age: All Years.....	35
	Chart 7 - Total Number of Charges for Pinellas County	
	Career Criminals by Specific Crime Type..	36
	Chart 8 - Average Number of Charges for Pinellas	
	County Career Criminals by Crime Type....	36
	Table 11 - Pinellas County: Relative Charges by Crime	
	Type.....	37
	Table 12 - Pinellas County: Scalar Charges by Crime	
	Type.....	37
 APPENDIX		
One	Career Criminal Screens.....	38
Two	Judicial Circuit Data.....	41
Three	County Data.....	62
Four	Career Criminal Prison Data.....	97
 BIBLIOGRAPHY.....		 100

CHAPTER ONE

INTRODUCTION

The Florida Career Criminal Project was initiated by the Florida Department of Law Enforcement's (FDLE), Division of Local Law Enforcement Assistance (LLEA). A disproportionate amount of serious crime is committed by a relatively small number of repeat, felony offenders. The development and implementation of a career criminal program has the potential for contributing to the reduction of serious crime in the State of Florida.

Florida Governor Bob Martinez has taken the initiative in Florida's fight against crime by proposing an ambitious legislative agenda for the 1988 session. Among the items on his proposed criminal justice agenda is the establishment of a pilot career criminal program in Duval and Pinellas Counties. It is anticipated that the project will be expanded in future legislative sessions.

The Florida Statistical Analysis Center's (SAC) role in the career criminal project was to develop a computer methodology to identify and profile active recidivists in the State of Florida. The Florida SAC screened, reformatted, and merged three databases for the career criminal project: the Computerized Criminal History (CCH) file, the Wanted Persons file, and a file obtained through the Florida Department of Corrections (DOC). The Florida SAC research stands apart from other career criminal studies due to the fact that the database used for this study was derived from a pass of all criminal history files in the State of Florida, and was not obtained from a sample.

It will be found in the study's literature search chapter (Chapter Two) that there is no singular definition of a career criminal that is embraced by the entire criminal justice community. The Florida SAC's definition, however, incorporates commonalities present in the literature. This study defines a career criminal as an active recidivist who satisfies all of the following screening criteria: having five or more felony arrest events, one or more of which must have been a part one index crime arrest; one or more of the arrest events must have occurred since January of 1985; having a minimum of two state prison terms; and being 40 years of age or younger.

The study is merely an interim report on Florida's effort to establish a career criminal program in the state. The definition of a career criminal used in this study may not necessarily be that which is ultimately embraced in the state's project. The career criminal study is descriptive in nature; it is the intention of the Florida SAC to give policy-makers the necessary data for informed decision-making. The "typical" career criminal is profiled, along with the impact of the career criminal on Florida's criminal justice system. Because the project is expected to be an on-going one, every effort was made to highlight possible ways to improve database techniques to enable researchers to benefit from the Florida SAC's career criminal research.

The study details three sets of descriptive statistics: the state totals, data for each of Florida's twenty judicial circuits, and detail of the two counties which are included in Governor Martinez' proposed career criminal pilot project. In addition, career criminal data for each of Florida's 67 counties are included in Appendix Three.

CHAPTER TWO

CAREER CRIMINAL LITERATURE REVIEW

The ability for the criminal justice community to identify and isolate recidivists has long been considered a desirable goal. Extensive research focusing on "career criminals" who have been arrested and convicted of committing multiple felony offenses is evident in criminal justice literature. However, no universally accepted definition of a "career criminal" is embraced by criminal justice researchers; "habitual criminals", "chronic offenders", "habitual offenders", and "repeat offenders" have all been used interchangeably for the expression "career criminal". This chapter will outline the historical progression of the concept of a "career criminal" and identify some of the commonalities in the conceptualization.

Although research and development of career criminal programs did not begin until the mid 1970's, the concept of career criminal was used to describe repeat offenders as early as 1797.¹ New York State was among the first states to enact laws dealing with offenders who committed multiple crimes. Although New York never utilized the term "habitual offender" in the late 1790's, the concept was applied in legislation passed in that state which imposed a term of life imprisonment for those persons convicted of committing more than one felony offense.² One of the earliest definitions of an habitual offender referred to persons who were convicted of two or more felony offenses.

The American colonies had statutes that referred to "specific" recidivism, whereby repeaters of specific crimes would be met with stiffer sanctions.³ In general, laws dealing with repeat offenders were implemented following the breach of a specific statute and were meant to punish an individual in retribution for behavior that was seen as morally reprehensible.⁴ Retribution distributed by the community reflected the moral gravity of the offense, e.g., murder, was more serious than theft, and the frequency in which a crime was committed was responded to with harsher penalties.⁵ According to this view, any deterrent effect of punishment was irrelevant because the primary concern was retribution.

¹Brown, G.K. "The Treatment of the Recidivist in the United States", *Canadian Bar Review*. Vol. XXIII, 1945, p. 641.

²Ibid., p. 642.

³For example, one specific Virginia Colony statute regarding hog stealing held that for the first offense, the offender had to pay one thousand pounds of tobacco to the owner of the pig and an equal amount to the individual who informed against him. If the second offense occurred for the same crime, the culprit's ears were nailed to the pillory for two hours. If the same crime was committed for the third time, the offender would be put to death. Hening, "Statutes at Large", 1809.

⁴Hart, H.L.A. *Punishment and Responsibility*. (New York: Oxford University Press, 1968), pp. 231-232.

⁵Ibid., p. 231.

Subsequent to the specific recidivism laws of the colonial period, many states passed laws that provided progressively harsher penalties for individuals who repeated certain types of crime (general recidivism). The habitual offender statute enacted in 1817 was similar to the New York law.⁶ The momentum of American legislation toward repeat offenders from the 1870's until the 1920's was bound inextricably to a "correctional" perspective designed to eliminate an individually aberrant condition in a healthy society.⁷ Imprisonment was designed to reform and treat pathological circumstances in society, and habitual offender laws were passed with the intent of rehabilitating the offender so that he could one day resume a productive role in society.

Most statutes that have been passed since 1920 were based on general recidivism, or those persons who committed several different kinds of crime. Several states adopted laws relating to habitual offenders in the 1920's as a result of the increase in crime. One reason for the rise in crime was due to the Volstead Act (prohibition law) which prohibited the manufacturing and sale of alcoholic beverages from 1920 through 1933.⁸ During this period, organized crime flourished which provided the impetus for twenty-three states to pass habitual offender legislation.⁹

Florida's first response to the recidivist occurred in legislation passed in 1927. Penalties invoked on habitual offenders for the second offense were a sentence of not less than the longest nor more than twice the longest prescribed for the first offense; for the third offense a sentencing multiple of three was applied, and for the fourth offense the sentence was life imprisonment.

The widespread perception of the 1920's crime wave sparked the creation of crime commissions, which were the principal instrument of criminal justice reform.¹⁰ The crime commissions served as an avenue for strident public dissatisfaction with the criminal justice system and became a catalyst for judicial reform.

In particular, the commissions viewed laws regarding repeat offenders as too lenient. Consequently, a campaign was launched directed at establishing new laws

⁶A part of the "Massachusetts Laws of 1817", Chapter 176, Section 6 states that a person convicted of a second offense will receive thirty days of solitary confinement in addition to the specified penalty for that particular crime; for the third offense thirty days of solitary confinement plus life imprisonment. Brown refers to this type of law as "general" recidivism laws which provides specific penalties for those convicted of committing several crimes of certain types. Brown, 1945, p. 641.

⁷Matza speaks of a correctional view of deviant behavior by individuals in society. Matza, David, **Becoming Deviant**. (Englewood Cliffs, N.J.: Prentice Hall, 1969).

⁸Brown, 1945, p. 642.

⁹Ibid., p. 643.

¹⁰Kramer, Ronald C. "From Habitual Offenders to Career Criminals - The Historical Construction and Development of Criminal Categories", **Law and Human Behavior**. Vol. VI, nos. 3 and 4 (1982), p. 279.

designed to deal more justly with the "problem elements" in society. An example of this new reform can be seen in the Baumes Laws adopted in the State of New York whereby a fourth offender was often given a mandatory life sentence.¹¹ This law was hailed by the press and inspired many other states to adopt similar stringent laws.

Overall, the laws regarding habitual offenders were seen to reflect a "get tough" attitude toward criminals characterized by a social movement away from the notion of rehabilitation to punishment. The rationale for harsher sentences did not rely on traditional retributive arguments of punishment as much as they echoed ideologies of deterrence and incapacitation.¹² This mood was largely responsible for legislation which provided harsher sanctions against career criminals. The overall shift in attitude of the country, away from notions of rehabilitation to punishment, was indicative of the search for individual social pathologies. Social deviance in this society is seen as "an untenable variant in society" and is not something to be understood and tolerated as much as it is to be controlled.

One of the principle concerns of both law enforcement officials and researchers has been to develop a working definition of career criminal to facilitate control and study. In the past, anti-crime rhetoric has conjured up images of "hard core" criminals with no accurate profile of what constitutes a career criminal. Today, however, thanks mainly to the efforts of Marvin Wolfgang and his associates criminal justice researchers have a much more precise profile of a career criminal. Wolfgang's study, *Delinquency in a Birth Cohort*, was a pivotal work on crime control analysis.

Wolfgang and his colleagues found that a small percentage of the criminal population was committing the majority of all crimes and approximately two-thirds of all violent offenses. The chronic delinquents described by Wolfgang were defined as those juveniles who had five or more recorded contacts with the police. These individuals comprised 18 percent of those who had any contact with the police, a subset which included six percent of the total juvenile population.¹³ Subsequent research has indicated similar patterns in the adult population.¹⁴

Wolfgang's sample traced 9,945 males who were born in 1945 from their birth to their eighteenth birthday. Of the sample 3,475 (or 35 percent) had at least one officially recorded contact with the police. Roughly 46 percent of those with an initial contact with police never repeated a criminal act again or at least were not caught again. Wolfgang referred to these people as "one-time offenders". The reason for the culmination of criminal activity is not apparent, whether it be deterrence, rehabilitation, or simple maturation is not clear; but it is

¹¹Brown, Op. Cit.

¹²Kramer, 1982, p. 128

¹³Wolfgang, Marvin, Robert M. Figlio, and Thorsten Sellin, *Delinquency in a Birth Cohort*. (Chicago: University of Chicago Press, 1972).

¹⁴Walker, Samuel, *Sense and Nonsense about Crime: A Policy Guide*. (California: Brooks/Cole Publishing Co., 1985).

evident that roughly half of all delinquents stop their criminal activity at a relatively young age.

Wolfgang divided the remaining 1,862 male juveniles into two groups. The two-thirds (1,235) who were arrested two through four times were referred to by Wolfgang as "nonchronic recidivists". The other 627 were chronic delinquents who had five or more arrests before they were 18 years old and represented 6 percent of the original cohort (or 18 percent of the 3,475 delinquents); these are the individuals whom Wolfgang labeled career criminals.¹⁵

The true significance of the study emerges once one looks at the proportionality of the crime committed by the various groups. For example, Wolfgang found that the 3,475 delinquents committed a total of 10,214 crimes. The one-time offenders committed 16 percent of those crimes. The nonchronic recidivists meanwhile, committed 32 percent of the crimes and the 627 chronic offenders committed more than half (52 percent) of all the crimes. The results are even more startling when the focus shifts to the total number of violent offenses. Wolfgang found that the chronic offenders were responsible for 63 percent of all Index Crimes, 71 percent of the murders, 73 percent of the rapes, and 82 percent of all robberies.¹⁶

Wolfgang's study transformed the rhetoric surrounding career criminals into a quantifiable precision which has revolutionized crime control thinking. The study gave an indication of both the size of the chronic delinquent population and the resulting crime. The logical outgrowth of criminal justice research from that point forward was to identify and explore ways of controlling the recidivist population, thereby reducing crime.

Wolfgang's study was published in the late 1960's, a period when a new "get tough" philosophy on crime was emerging in the criminal justice system. The rehabilitation-oriented policies of the 1960's were exhausted and discredited, and the public was searching for a solution to the nation's crime problem.¹⁷ This combination of events manifested themselves in policies which focused on the identification and incarceration of career criminals. Such programs included: intensive police surveillance of suspected career criminals, preventive detention calls for denying bail to persons with long criminal records, prosecution programs involved in assigning more resources to cases involving career criminals, and selective incapacitation which emphasized harsher minimum sentences. The latter was the most publicized of the career criminal programs of the 1960's.¹⁸

The 1960's were similarly marked by increased public apprehension of a decaying social fabric. These fears, which were festering through racial tensions and civil unrest, gave impetus to a new wave of leadership campaigning on "law and order issues" and saw the dawning of renewed efforts dealing with habitual

¹⁵Wolfgang, et. al., 1972, p. 88.

¹⁶Walker, 1984, p. 40.

¹⁷Ibid., p. 41.

¹⁸Walker, Op. Cit.

offenders. Lyndon Johnson recognized the explosive potential of this issue which became a key factor in his domestic policy. President Johnson sought to increase the federal government's law enforcement presence by creating the Office of Law Enforcement Assistance (OLEA). The OLEA was to provide financial assistance to local law enforcement and to find new and innovative ways to combat the crime problem.

Federal expansion continued in 1968 with the Omnibus Crime Control and Safe Streets Act which created the Law Enforcement Assistance Agency (LEAA). Two of the salient issues that the LEAA addressed were the career criminal problem and the provision of assistance to local law enforcement with financial aid in their battle against crime.¹⁹ Other projects funded by the LEAA focused primarily on the prosecution of the career criminal. The principle fashion in which the LEAA accomplished this objective was by lobbying for legislation that lengthened prison sentences for repeat offenders and by funding individual local law enforcement agencies in their efforts in tracking and apprehending those felons.²⁰ Many of the career criminal programs were initiated because of funding from the LEAA.

As with the habitual offender legislation of the 1920's, the creation of the LEAA Career Criminal Program was influenced by the public outcry calling for the legitimization of harsh punishment for convicted criminals. During the 1920's, numerous politicians, responding to the concerns of the electorate, called for the increased incarceration of criminals in order to deter their criminal activity. These concerns were a reaction to failed historical attempts to individualize treatment for convicted offenders. During the 1970's, a similar reaction to the attempts to rehabilitate criminals also resulted in a call for a return to punishing criminals (known as the neoclassical revival or the new penology).²¹

The new penology represented the complete dominance of the retributive ideal in corrections. The purpose of corrections was the administration of punishment, not the treatment of offenders.²² A new crime control policy, which focused on the career criminal, emerged in the late 1960's and early 1970's. On September 24, 1974 President Gerald Ford said in an address to the Annual Conference of International Chiefs of Police:

Another priority as I see it is the habitual offender, the so called career criminal. Most crime, according to the statistics, is the work of a limited number of hardened criminals. We must take the criminal out of circulation. We must make crime hazardous and very costly. We must insure that swift and prolonged imprisonment will inevitably

¹⁹Kramer, p. 286.

²⁰Williams, Kristen M., "Selection Criteria for Career Criminal Programs," **Criminology: Symposium on the Career Criminal Program**. Vol. 71 No. 2, 1980, p. 89.

²¹Kramer, op. cit.

²²Jeffrey, C. Ray, **Crime Prevention Through Environmental Design**. (Sage Publications: London, 1977), p. 83.

follow each and every offense. Only then will we deter others from pursuing careers of crime.²³

There exists a large body of criminological research concerning the prosecution of the career criminal. Kristen M. Williams examined three methods that prosecutors could utilize to deter crime in the community. One of those methods was directed at concentrating more effort toward increasing the rate of conviction and incarceration through the identification of the career criminal.²⁴ In order to isolate these repeat offenders, definitions and selection criteria had to be developed. A definition of a career criminal consistent with each of Williams' four studies (cited below in Footnote 25) would be: unemployed individuals in their late teens or early twenties, arrested for robbery, burglary or other property crimes with long criminal histories who used drugs.²⁵ Although this definition is rather specific, all four studies were fairly consistent with only minor variations in their descriptions of the career criminal.

The rationale surrounding the career criminal research cited above is that when criminals are in prison, they are not free to prey upon law-abiding citizens (or that an inverse relationship exists between the number of active criminals in prison and the crime rate). Many criminologists call upon lawmakers to expand the prison stock in order to mitigate the crime problem in the United States. However, due to the high costs of prison beds, every effort must be made to identify those career criminals whose incarceration would contribute the most to significantly lowering the crime rate.

Efforts are evident on both the state and federal levels to transform career criminal research into policy-making. The State of California Legislature authorized in 1977 the use of \$6 million to establish career criminal prosecution units in selected counties in California.²⁶ The prosecution units' objective was to prosecute those individuals considered career criminals as defined by the California career criminal statute. In order to be prosecuted under their career criminal statute, the defendant had to be charged with multiple target offenses (i.e., arson, burglary, drug offenses, receiving stolen property, theft, grand theft auto, or robbery). Various scenarios exist for a defendant to be charged under the California career criminal statute; the first of which being a person charged with three or more of these target offenses, each of which being a separate arrest event. An individual charged with one or more target offenses that had at least one prior felony conviction for arson, burglary of the first

²³Ford, Gerald R. Address to the 81st Annual Conference of the International Association of Chiefs of Police in Washington, D.C., September 24, 1974, p. 3.

²⁴Williams, Kristen M., "Selection Criteria for Career Criminal Programs", *Journal of Criminal Law and Criminology*, Vol. 71, No. 2, 1980, p. 89.

²⁵Four studies cited by Williams, which were used to develop the profile of a career criminal were: a 1972-73 District of Columbia examination of criminal case histories; a 1978 study conducted in Honolulu, Hawaii; research conducted by the Rand Corporation in 1980; and a Lazar Institute analysis of pretrial recidivists in California, Maryland, and Kentucky. *Ibid.*, p. 93.

²⁶Phillips and Cartwright, 1980, p. 107.

degree, rape, kidnapping for rape, lewd and lascivious conduct committed on a child, murder, sodomy, or armed robbery within the last ten years (excluding prison time) could also be prosecuted as a career criminal under the California statute. Lastly, an individual charged with one or more target crimes with at least two prior felony convictions for certain serious and violent crimes within the last ten years (excluding prison time) could be prosecuted under the act.²⁷

In conjunction with the work being accomplished by prosecutors focusing on the career criminal, the Uniform Crime Reports (UCR) Section of the Federal Bureau of Investigation (FBI) began compiling criminal history data on approximately 240,000 offenders for evaluation and analysis during the years 1963 through 1969. The study examined arrest data for those individuals who committed a federal offense in order to determine the extent of crime perpetrated by repeat offenders. The FBI began the conversion of offender records to an automated format with the development of the Computerized Criminal History (CCH) file of the National Crime Information Center (NCIC) in 1970.²⁸ A wealth of offender-based statistics is available on the CCH file. The raw data used in this study to analyze the career criminal problem in Florida was downloaded from the Florida Department of Law Enforcement's (FDLE) CCH file, a process which will be detailed in Chapter Three.

The sample used in the **Careers in Crime** study conducted by the FBI consisted of 207,748 offenders who were arrested from 1970 through 1974. Of this total, 135,470 or 65 percent had been arrested two or more times. For these individuals, their criminal involvement spanned almost 5.5 years during which time they were arrested an average of four times each. The total number examined had a combined total of 835,000 charges during their criminal careers with 277,014 convictions and 109,657 imprisonments with a confinement of at least six months. Of the 135,470 repeat offenders, 68,430, or 51 percent, were rearrested in at least one different state other than their original arrest.²⁹ Although illuminating, the FBI study has certain unavoidable constraints. First, the data were based only on arrests of crimes reported to the police (in Florida, for example, only 22.5 percent of all reported Index Crimes were cleared during 1974).³⁰ Similarly in the federal study, only one-fifth of the serious crimes were cleared by arrest in the United States during 1974. Another area for concern was with dispositions; only 55 percent of the records used in the FBI study had complete disposition fields. The limitations imposed by the lack of a

²⁷California Penal Code, Section 999e (West Supplement 1979).

²⁸Uniform Crime Reports, 1974, p. 46.

²⁹Ibid., p. 47.

³⁰**Crime In Florida**, 1974. Note that Index Crimes consist of murder, forcible rape, robbery, aggravated assault, burglary, larceny and motor vehicle theft. A crime can be cleared by one of two ways: by exception or by arrest. Some examples of exceptional clearances are suicide by the offender, double murder (two persons kill each other), or an offender killed by a law enforcement officer. Since less than 22.5 percent of all offenses were cleared by arrest in Florida alone, this would tend to indicate that the numbers in the FBI study and other reports portray only a small picture of the true number of crimes that are actually being committed by these repeat offenders as well as other criminals.

complete data set in the FBI career criminal study would result in an under reporting of the career criminal problem in the United States.³¹

The FBI report highlighted three aspects of the career criminal problem in the United States: 67.9 percent of males and 47.8 percent of females arrested were repeat offenders; the average age of the recidivist's first charge was 26 and the mean age of the last charge was 31 years of age; and of the total 207,748 subjects, 18.1 percent had two or more charges, while 36.2 percent had four or more charges. Looking at the conviction category, 12.7 percent were convicted two or more times and 9.5 percent had four or more convictions.³²

The Rand Corporation also conducted career criminal research during the mid-1970's from a different perspective; 700 prison inmates were questioned concerning their criminal behavior. In order to collect more detailed data on the crime rate attributable to repeat offenders, it was necessary to interview the offenders directly. The surveys showed that most criminals were involved in three different crimes during any given period and were not, therefore, "crime specialists". The most individuals resorting to a life of crime were drug and alcohol abusers, although only 10 percent cited drugs or alcohol as a reason for beginning a crime career. Convicted offenders who were under the influence of drugs or alcohol committed 40 percent of their crimes as juveniles and 60 percent of their crimes as adults. One-third of the inmates interviewed disclosed that drug and alcohol abuse contributed to continuing their deviant behavior as adults.³³

The findings of the Rand survey were disturbing. Inmates reported committing an average of four violent felony crimes and 16 felony property crimes per year. Only 12 percent of these crimes culminated in an arrest, while only 6 percent of those crimes resulted in a conviction. The probability of one of the career criminals in the sample being arrested for a narcotic drug crime was 1 percent, while that for robbery was 20 percent. These individuals committed about 5 robberies, 16 burglaries, and 155 drug sales on a yearly basis.³⁴ The Rand study summarized career criminal behavior as follows:

A criminal career beginning at around age 14, peaking in the early 20's and then declining until age thirty, when most serious criminal careers end...In the 14 to 21 year old, offense rates average 20 to 40 crimes per year; for 22 to 25 year old, the rate was about 12 crimes per year; and by the time offenders were 26 to 30, the number had dropped to 7 per year.³⁵

Data from a 1970 study dramatized to an even greater extent the impact of young recidivists on the nation's crime rate. Gwynn Nettler's, **Explaining Crime**, found

³¹Uniform Crime Reports, 1974, p. 47.

³²Ibid., p. 46.

³³Petersilia, 1978, pp. 6-7.

³⁴Ibid., pp. 7-8.

³⁵Ibid., pp. 8-9.

that individuals under the age of 29 accounted for over 72 percent of the arrests for violent crimes and over 85 percent of the arrests for property crimes. The age cohort with the highest percentage of arrests was the 15 to 19 year old age cohort (with over 27 percent of arrests for violent crimes and 41 percent of arrests for property crimes).³⁶ National statistics compiled from all career criminal programs in 1977 provide the following profile of a typical career criminal: twenty-nine years of age when convicted; 96 percent male, 66 percent single, and 31 percent known or reliably suspected users of narcotic drugs; averaged ten prior arrests and 5.5 prior convictions; and 44 percent of the defendants were on parole, probation, or pretrial release.³⁷

Career criminal research abated somewhat in the early 1980's, although career criminals continued to be a dire concern to law enforcement officials, prosecutors, lawmakers, and the victims of crimes. Hearings were conducted by the House of Representatives and the Senate during 1982 and 1983 regarding a bill designed to combat the career criminal problem.³⁸ This bill was passed in October, 1984 and became known as the "Armed Career Criminal Act of 1984". This law imposed a fine of not more than \$25,000 and a prison sentence of not less than 15 years for those individuals having possession of a firearm and who had three previous convictions for robbery or burglary.³⁹

The summary of the historical evolution of career criminal research and policy in the United States noted that two fundamental questions of Wolfgang's pioneering study and subsequent studies were: 1) How do we identify career criminals?; and 2) How much crime do career criminals actually commit? Wolfgang's study retrospectively pointed to a deviant population and proclaimed that they were the chronic offenders. More appropriately, the criminal justice community should attempt to anticipate or project who the habitual offenders will be and take action to incapacitate these individuals before they progress further on their crime ladders. Secondly, an accurate analysis must be made regarding the exact numbers of crimes that are committed by this relatively small portion of the population. Although some researchers have attempted to address these questions,

³⁶Nettler, 1974, p. 101.

³⁷Cohen, 1977, pp. 4-5.

³⁸Alan Spector, United States Senator from Pennsylvania, speaking before the Subcommittee on Crime of the Committee on the Judiciary-House of Representatives, expressed his concerns over the dire necessity of passing a career criminal bill. His staff's research noted that there were 3 million burglaries and 500,000 robberies per year in the United States alone. These crimes cost \$125 billion per year, and ten percent of those arrested were responsible for over 60 percent of the crime. Another study cited in the hearings showed that 238 career criminals committed 500,000 crimes over an eleven year period in Baltimore.

Hearing before the Subcommittee on Crime, Committee on the Judiciary, United States House of Representatives: September 23, 1982.

³⁹United States Statutes at Large, Volume 98, Part II, p. 2,185.

none have used Florida offenders as the population for their research.⁴⁰

This Florida Department of Law Enforcement career criminal study will address these concerns while exploring the impact of career criminals on Florida's criminal justice system.

⁴⁰A study conducted by Peter Greenwood and the Rand Corporation attempts to answer these questions using California, Texas and Michigan as the basis of the analysis. The study surveyed hard core felons in an attempt to develop a career criminal profile and estimate the percentage of crimes committed by this population. The Rand survey concluded that offense rates are more widely dispersed than Wolfgang had indicated due to a double-skewing, that is, interviewing the most violent of the hard core (i.e., The group represents an extremely small portion of all people who are caught by the police and a minute fraction of the total population. The double-skewing effect only compounds the problem of identifying the true career criminal. See Peter W. Greenwood, **Selective Incapacitation** (Santa Monica, California: The Rand Corporation, 1982).

CHAPTER THREE

CAREER CRIMINAL METHODOLOGY

The Florida SAC faced three methodological issues associated with the career criminal project: the selection of a database to be reformatted into a career criminal tape; the development of a definition of a "career criminal" to be used to generate a descriptive analysis; and the initiation of a statistical procedure used to audit the career criminal tape. As with most applied research, the definitions and techniques which were ultimately embraced evolved from a blend of objectivity and data constraints.

Most recidivist studies cited in the literature are subject to sampling errors, because they were obtained from either samples of career criminals or interviews taken from a subset of incarcerated repeat offenders. The Florida SAC gravitated toward the Florida Department of Law Enforcement's (FDLE) Computerized Criminal History (CCH) file, because it was imperative that Florida's career criminal project have access to accurate and complete criminal history records. Key data fields were taken from the CCH file, reformatted and merged along with other pertinent data obtained through the FDLE's Wanted Persons file and Florida Department of Corrections (DOC) to obtain the career criminal database described below. An advantage of the present study's database is that all offenders (approximately 2 million records) who have been arrested and fingerprinted in the State of Florida, and not a subset, are included in the analysis.⁴¹

Numerous record layouts were examined prior to finalizing the 53 fields which were selected for the career criminal database (Table Two below contains the detail of the record layout). Due to the magnitude of the CCH file, and the resultant processing demands on the FDLE Data Center, it was imperative to capture all of the possible elements of inquiry for the career criminal study in the initial pass of the CCH file.⁴²

The career criminal record layout contains 228 characters per record. Each record is partitioned into an identification block, an arrest block, a

⁴¹Florida criminal case histories are maintained on computerized files to ensure the rapid dissemination of the data to criminal justice agencies. The Florida Crime Information Center (FCIC) supports a communications system and computerized storage of the CCH file which is linked to the National Crime Information Center (NCIC). FDLE's Division of Criminal Justice Information Systems (CJIS) is responsible for the file structure, updates, and file integrity.

⁴²The CCH pass used to generate all of the career criminal statistics contained in this study was run in January, 1988. Due to the time-lag involved in the CCH file's record input, data for 1987 are incomplete. It is the intent of this research study, however, to highlight the progress which the FDLE has made on the career criminal project to date. It is expected that once the project is fully implemented, the data will be generated at specific time intervals (e.g., quarterly or monthly) to ensure the timely dissemination of information to local law enforcement and prosecutors.

disposition block, and a prison block. The first thirteen fields of the career criminal tape contain various identifiers which were used primarily for merging the file to other databases (i.e., the DOC's and the Wanted Persons file). Also included in the identification segment are descriptors such as age, race, sex, county of most recent arrest (ORI) and last known address, which will be of value in the apprehension of those career criminals who have outstanding warrants.

The second block of the career criminal tape contains 31 arrest fields which enable an accurate profile of Florida's career criminals to be drawn. Two characteristics of career criminals were purposely detailed in the career criminal tape: the frequency of felony arrest events (a mutually exclusive and exhaustive time interval listing which not only permits an analysis of the average number of felony arrests events per year, but also determines the average length of Florida recidivists' criminal careers); and a breakdown of the type of offense committed (e.g., violent/nonviolent and a further partitioning of the data by specific type of criminal offense).

Five fields of disposition data were contained in the third block of the tape, and a prison segment was included in the final block. Four prison elements were stripped off of the CCH file for the study (number of times in prison, custody status date, supervisory status number and whether or not the recidivist is an out of state offender (or III)). In addition, other prison fields were obtained from the DOC (e.g., expected date of release) and merged onto the career criminal tape.

A definition of a career criminal was needed prior to running screens on the CCH file and reformatting the output onto the career criminal tape. Unfortunately, as was seen in Chapter Two, there is no universally accepted definition of a career criminal. It was found, however, that commonalities exist in the literature, typically that a career criminal: has multiple felony arrests, has been convicted of at least two felony crimes, has at least one prison sentence, has a high degree of criminal activity which typically began as a juvenile, and is a probable drug abuser.

Nineteen different screens, each of which captured various aspects of a career criminal, were examined prior to finalizing the definition of a career criminal to be used for this study. Each of the nineteen screens, along with the number of cases which satisfied each screen, are detailed in **Appendix One**. The definition of a career criminal which was ultimately chosen to generate the descriptive analysis for the present study is an offender who satisfies each of the following conditions:

1. had five or more felony arrest events
2. one or more of the arrest events are required to be a Part One Index Crime arrest (excluding larceny)⁴³
3. a minimum of two or more state prison terms
4. must be 40 years of age or under
5. one or more of the arrest events occurred since 1/1/85

⁴³Felony larcenies were excluded because, due to the existing NCIC codes, it was not possible to segment larcenies into felonies and misdemeanors. Rather than inflate the felony arrest events with larceny misdemeanors, the SAC excluded all larcenies from the career criminal screen.

The first screening criteria (5 or more felony arrest events) satisfied the common thread in the literature that a career criminal have multiple, typically four or five, felony arrest events. The second screening criteria, that at least one arrest event was a Part One Index Crime arrest (excluding larceny), was added to accentuate the more serious crimes. The last two screening criteria (the offender must be 40 years of age or under and one or more of the arrest events had to occur since January 1, 1985) were added to reduce the career criminal population, thereby enabling law enforcement to apprehend a manageable number of active recidivists with outstanding warrants and prosecutors to concentrate on the more heinous offenders.

The third screening criteria (a minimum of two or more prison terms) was used as a proxy variable for two or more felony convictions and warrants further discussion. It is imperative that all individuals who are identified as career criminals not only have long arrest histories, but were also convicted of multiple felony offenses. Because the FDLE's historical backlog of entering the disposition segment of the CCH file reduces the number of CCH records which contain complete disposition data, the criteria of two or more prison sentences was used as a proxy variable to capture two or more felony convictions.⁴⁴ The prison proxy would, of course, assure a corresponding felony conviction, but would underestimate somewhat the actual number of career criminals in Florida.

The above screening criteria for Florida career criminals captures all but one of the common elements found in the literature; it lacks juvenile criminal justice data. Most criminal careers are launched when the offender is a juvenile. Florida statutes prohibit accessing juvenile records; only those juveniles who have been adjudicated as adults are included in this study. Although this blurs the entry of career criminals into the criminal justice conduit, the career criminal profile that emerges is for all adult career criminals in the State of Florida. The inaccessibility of juvenile justice records is a constraint that limits the scope of the current study. What emerges in Chapter Four, however, is an accurate profile of Florida's active adult recidivists which was derived from the population of all adult felony offenders in the State of Florida.

A large amount of data were processed which enabled the Florida SAC to strip the appropriate fields off of the CCH file into a reformatted career criminal tape. Auditing procedures were established to ensure that the career criminal data were verifiable at a high level of confidence. The verification procedure used in this study was to divide the State of Florida into its 20 judicial circuits. A random sample of 30 criminal history records from each of the 20 judicial circuits was generated. Key fields (name, race, FDLE number, social security number, the number of felony arrest events, and the number of times in prison) were then verified against the Florida Crime Information System (FCIC).

Table One details the results of the auditing procedure on two key fields: the number of times in prison and the number of felony arrest events. Due to the unavoidable time discrepancy between the mainframe screening of the CCH file and the FCIC verification of the career criminal tape, both the confidence intervals and the alpha levels listed below are for persons labeled as "career criminals"

⁴⁴The FDLE will be receiving automated tapes of disposition data directly from the circuit courts by state statute starting in 1988. This will alleviate the FDLE of the burden of recoding the disposition data manually.

by this study's screening criteria, who were wrongly included in that category (a Type I error, or the error committed when a true null hypothesis is rejected).

This research study is an interim report on the Florida's career criminal project effort. It is not the intent of this study, which is descriptive in nature, to identify career criminals. Should the Florida career criminal program progress and tactical lists of career criminals be generated, it will be imperative that every effort be made to keep to an absolute minimum those individuals who may be wrongly identified as career criminals. Unfortunately, due to the realities of the CCH file and database management, some errors will persist; a fact which all end-users of the data should constantly be aware. Although the Type I error of the project is acceptable, every effort will be made by the Florida SAC to reduce the error further as the career criminal project evolves⁴⁵.

TABLE ONE
CAREER CRIMINAL PROJECT AUDITING RESULTS

Judicial Circuit	Times in Prison		# of Felony Arrest	
	Conf. Int	Alpha Level	Conf. Int.	Alpha
1	100%	0%	100%	0%
2	95%	5%	100%	0%
3	95%	5%	100%	0%
4	95%	5%	100%	0%
5	90%	10%	100%	0%
6	100%	0%	100%	0%
7	100%	0%	100%	0%
8	100%	0%	95%	5%
9	90%	10%	95%	5%
10	100%	0%	100%	0%
11	90%	10%	100%	0%
12	90%	10%	100%	0%
13	95%	5%	100%	0%
14	95%	5%	100%	0%
15	90%	10%	100%	0%
16	90%	10%	100%	0%
17	90%	10%	100%	0%
18	80%	20%	100%	0%
19	90%	10%	100%	0%
20	95%	5%	100%	0%
TOTALS	95%	5%	95%	5%

⁴⁵The level of confidence for the custody selection field, although credible, has room for improvement. Future career criminal project runs will include the following changes made to the custody selection criteria: if a felony conviction is found, the CNR number will be saved to be processed further before the record is written (this will process only those that are in the last custody); the conviction codes will be expanded; a counter of all CNR numbers that are all spaces and those that contain leading spaces will be kept; and those CNR numbers that contain leading spaces will be corrected (so that the first valid character is considered the prefix value for comparison).

TABLE TWO
FLORIDA CAREER CRIMINAL RECORD LAYOUT

FORMAT: 228 characters per record
31 records per block
1600 BPI, unlabeled EBCDIC tape

	<u>Data Name</u>	<u>Layout</u>	<u>Length</u>	<u>Type (A,N,A/N)*</u>
V1	Place of Birth	1-2	2	A
V2	Social Security Number	3-11	9	N
V3	DLE Number	12-18	7	A/N
V4	FBI Number	19-27	9	A/N
V5	DOC Custody Number	28-39	12	A/N
V6	Name	40-69	30	A
V7	Number of Aliases	70-71	2	N
V8	Race	72	1	A
V9	Sex	73	1	A
V10	Date of Birth	74-79	6	N
V11	Age	80-81	2	N
V12	ORI (county of most recent arrest)	82-83	2	N
V13	Last Known Address	84-118	35	A

ARREST DATA

V14	Number of Felony Arrest Events	119-121	3	N
V15	Total Felony Arrest Charges/Counts	122-125	4	N
V16	Date of First Felony Arrest	126-131	6	N
V17	Date of Last Felony Arrest	132-137	6	N
V18	No. of Chgs. - Violent Felonies	138-140	3	N
V19	No. of Chgs. - Nonviolent Felonies	141-143	3	N
V20	No. of Chgs. for: Homicide	144-145	2	N
V21	Rapes	146-147	2	N
V22	Robberies	148-149	2	N
V23	Aggr. Assaults	150-151	2	N
V24	Burglaries	152-153	2	N
V25	Stolen Vehicles	154-155	2	N
V26	Weapon Offenses	156-157	2	N
V27	Stolen Property	158-159	2	N
V28	Sale of Narc Drug	160-161	2	N
V29	Poss. of Narc Felony	162-163	2	N
V30	Poss. of Narc M/F	164-165	2	N
V31	Arson	166-167	2	N
V32	Extortion	168-169	2	N
V33	Explosives	170-171	2	N
V34	Felony Arrests for: Prior to 1970	172-173	2	N
V35	1970 - 1974	174-175	2	N
V36	1975 - 1979	176-177	2	N
V37	1980	178-179	2	N
V38	1981	180-181	2	N
V39	1982	182-183	2	N
V40	1983	184-185	2	N
V41	1984	186-187	2	N
V42	1985	188-189	2	N
V43	1986	190-191	2	N
V44	1987	192-193	2	N

DISPOSITION DATA

V45	Number of Felony Conv. Events	194-196	3	N
V46	Total Felony Conv. Charges/Counts	197-200	4	N
V47	Date of Last Felony Conviction	201-206	6	N
V48	No. of Conv. - Violent Felonies	207-209	3	N
V49	No. of Conv. - Nonviolent Felonies	210-212	3	N

PRISON/CUSTODY DATA

V50	Number of times in Prison	213-214	2	N
V51	Custody Status Date	215-220	6	N
V52	Supervisory Status Number	221-223	3	N
V53	III Offender	224	1	A

*A = Alpha Field
N = Numeric Field

CHAPTER FOUR

FLORIDA'S CAREER CRIMINALS: A DESCRIPTIVE ANALYSIS

The impact of career criminals on Florida's criminal justice system is profiled in this chapter. Utilizing the definition of a career criminal developed above in Chapter Two, 12,873 recidivists were found to meet the minimum criteria as of the January, 1988 computer run. The number of career criminals fluctuates daily; the 12,873 career criminals cited in this study represents, therefore, a snapshot taken at the point of time of the mainframe computer run.

Appendix One contains the nineteen different screens, each utilizing a different definition of a career criminal, which were researched in this study. Although the data used in this study were generated during January of 1988, due to the FDLE's four-month backlog of entering criminal history records, calendar year 1987 data are incomplete and are not included in this research study (the data set for 1987, through August, is available from the Florida SAC upon written request, however).

The chapter contains three parts, the first of which summarizes the impact of career criminals on the State of Florida as a whole; part B summarizes the career criminal problem by each of Florida's twenty judicial circuits; and part C describes the impact of career criminals on the two counties (Duval and Pinellas) which Governor Martinez is proposing to be in a pilot career criminal project. Career criminal data are also summarized in a tabular format in Appendix Two for each of Florida's twenty judicial circuits, and in Appendix Three for each of Florida's 67 counties.

Two broad classes of data are highlighted: the number of arrest events and the number of charges for the arrest events. The data are further partitioned into: crime categories (homicide, rape, robbery, aggravated assault, burglary, auto theft, stolen property, the sale of drugs, and the possession of drugs); the number of charges per arrest event by crime category; the age of the career criminal; and the year of the arrest event. As will be seen below, the data are available as statewide totals, judicial circuits, and for each of Florida's 67 counties.

A. STATE CAREER CRIMINAL DESCRIPTIVE ANALYSIS

Tables One through Six profile the career criminal population for the State of Florida. The type of criminal activity of the career criminal population over time is summarized in Table One. Two perspectives of the data are included, the total number of charges by specific crime types and the average number of crime types for each of Florida's career criminals.

The composition of Florida's violent and non-violent prison population is of acute concern to policy-makers given the shortage of prison beds in the state. As can be seen from Table One, the average number of homicide charges for the career criminal population is less than two tenths, and the average number of rape charges is two tenths. The average number of other violent charges is high, however (an average of 1.22 robbery charges and slightly under one aggravated

assault charge). Of the crimes highlighted in Table One, burglary is by far the most frequent charge, with an average of nearly three and one-half charges. The data from Table One is graphically portrayed in Charts One and Two.

TABLE ONE
TOTAL AND AVERAGE NUMBER OF CHARGES FOR FLORIDA CAREER CRIMINALS
BY SPECIFIC CRIME TYPE

	Homicide	Rape	Robbery	Aggrav. Assault	Burglary	Auto Theft	Stolen Property	Drugs/ Sale	Drugs/ Possn.
Total	2,364	2,628	15,699	12,375	44,664	9,587	1,966	4,897	3,751
Average	.18	.20	1.22	.96	3.47	.75	.15	.38	.29

Tables 2A and 2B detail the number of charges by specific crime types for the career criminal database. Table 2A summarizes the percentage of the 12,873 career criminals having specific numbers of criminal charges by crime type, while Table 2B does so for scalars. Perhaps the most striking feature of Table 2A is the percent of the career criminal population having multiple burglary counts (67.9% have two or more burglary counts while 1.4%, or 180 career criminals, have 15 or more burglary counts). Less than 13% of the career criminal population have homicide or rape charges.

The crime composition of Florida's career criminal population is further partitioned by age in Tables 3A and 3B. Table 3A profiles the number of charges for specific crimes; the table is further partitioned by age. The career criminal population was responsible for 2,364 homicide charges, 2,628 rape charges, nearly 15,700 robbery charges, and over 9,500 auto theft charges in the State of Florida.

Table 3B highlights the relationship between age and the criminal offenders' propensity toward violent crime. Due to the screening criteria of at least two prior prison terms, the career criminal population is skewed toward the higher ages. Table 3B was derived by normalizing each row in Table 3A by the number of career criminals for each specific age in order to determine the average number of charges for specific crimes broken down by age. The normalization process removes the age bias which was unavoidably contained in the screening criteria. Tables 3A and 3B affords criminal justice researchers a unique opportunity to examine the age specific characteristics of the active recidivists and their propensities toward specific categories of crime.

The data from Table 3B were used by the Florida SAC to conduct hypothesis tests to determine if there was a significant relationship between age and violent crime. The career criminal database was partitioned into two separate populations, young (age 19 through 29) and old (age 30 through 40) to determine if there was a significant difference between the two age groups and their propensity for violent crime (defined as homicide, rape, robbery and aggravated assault). The data for the career criminal population rejected the null hypothesis that there was no significant difference in the population means at an alpha level of .05 (or a 95% confidence level); the older career criminal population (30 through 40 years old) was more prone to violence than the younger

CHART ONE
 TOTAL NUMBER OF CHARGES FOR FLORIDA CAREER CRIMINALS
 BY SPECIFIC CRIME TYPE

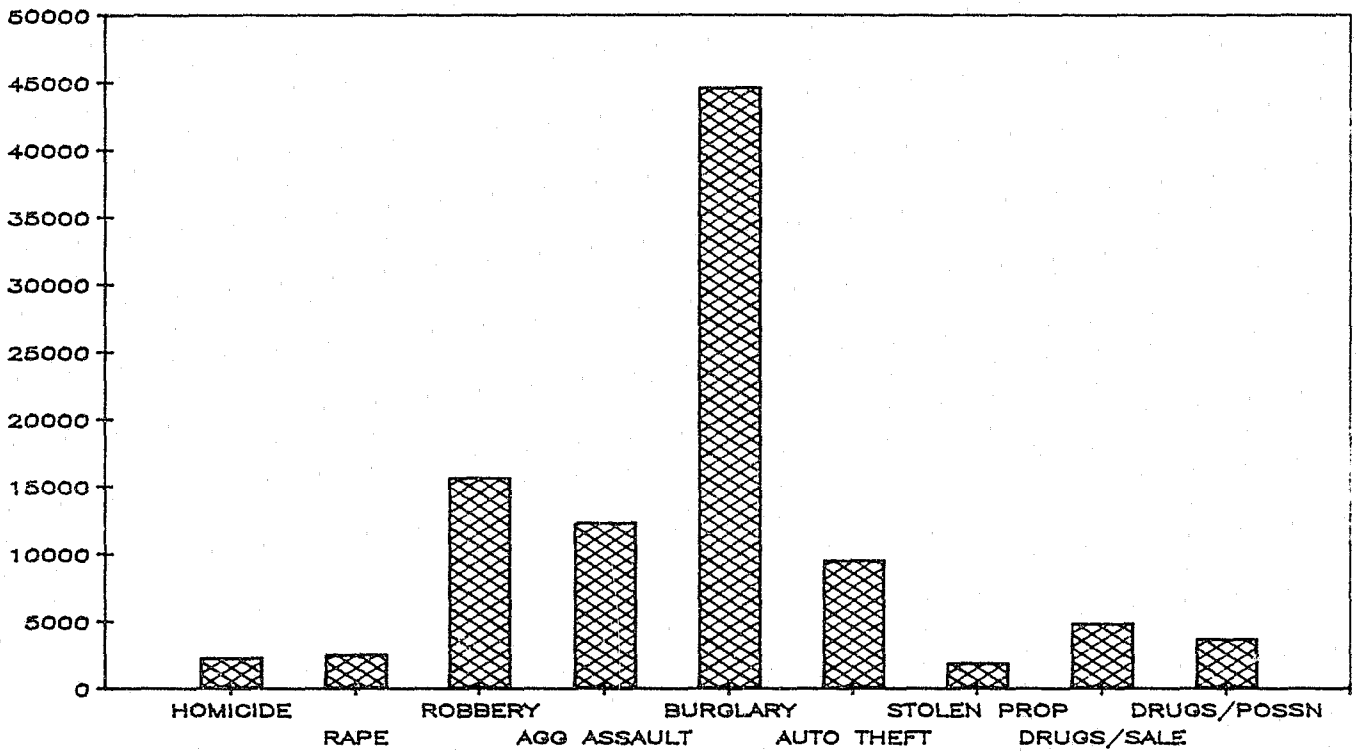


CHART TWO
 AVERAGE NUMBER OF CHARGES FOR FLORIDA CAREER CRIMINALS
 BY SPECIFIC CRIME TYPE

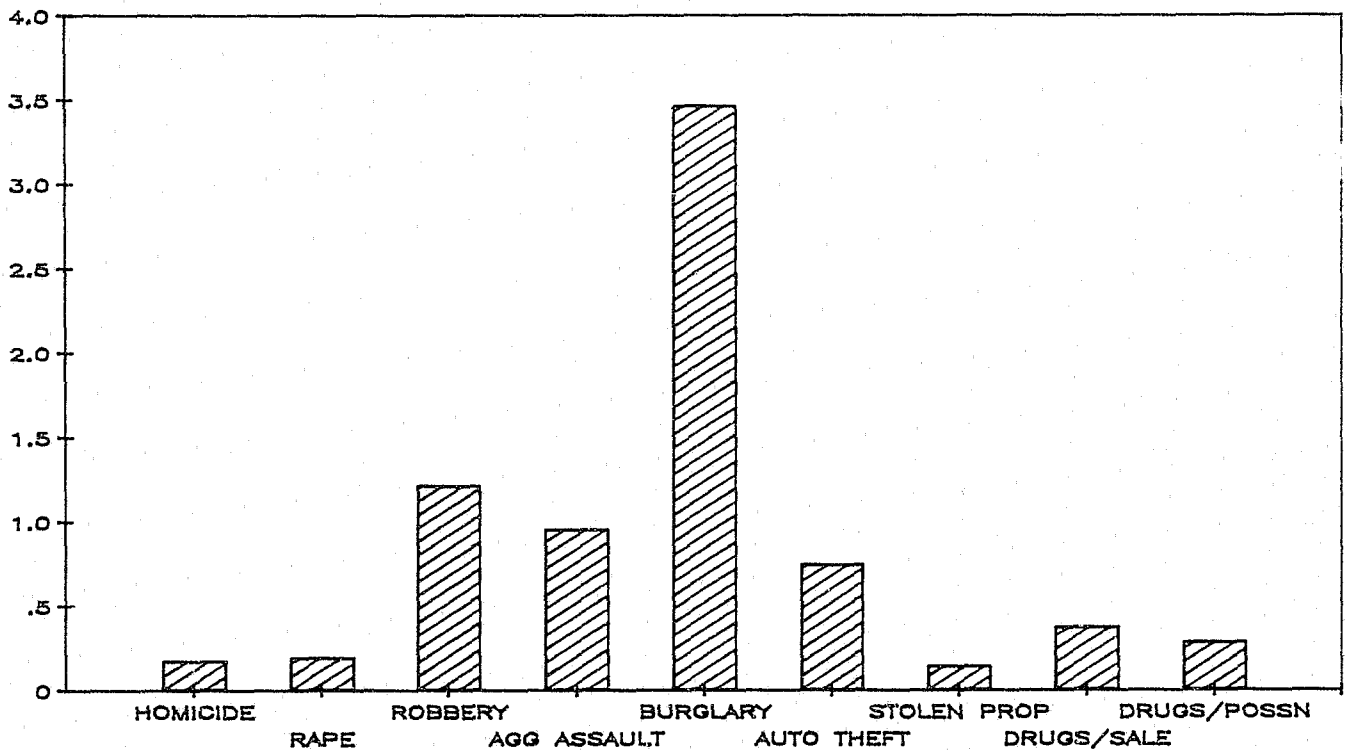


TABLE 2A
NUMBER OF CHARGES BY CRIME TYPES
RELATIVE VALUES: TOTAL NUMBER OF CASES 12,873

Number of Charges	Homicide	Rape	Robbery	Aggrav. Assault	Burglary	Stolen Vehicles	Stolen Property	Drugs/Sale	Drugs/Possession
0	87.2%	87.1%	49.0%	53.4%	15.1%	62.7%	89.9%	81.4%	83.5%
1	9.1	8.7	22.7	23.1	17.0	20.0	7.6	9.8	9.8
2	2.6	2.7	12.2	11.6	16.1	8.7	1.5	4.3	3.7
3	.7	.9	6.9	5.6	13.2	3.8	.5	2.1	1.6
4	.2	.3	3.8	3.1	10.9	2.1	.2	1.0	.7
5	.1	.2	1.9	1.3	7.5	.9	.1	.6	.3
6	0	.1	1.3	1.1	5.9	.7	.1	.4	.2
7	0	.1	.7	.4	4.0	.4	0	.2	0
8	.1	0	.4	.2	2.9	.2	.1	.1	0
9	0	0	.3	.1	1.9	.1	0	.1	0
10	0	0	.2	.1	1.3	.1	0	0	0
11	0	0	.1	.1	1.0	.1	0	0	0
12	0	0	.1	.0	.7	.1	0	0	0
13	0	0	.1	.0	.6	0	0	0	0
14	0	0	.0	.0	.5	0	0	0	0
15 or more	0	0	.2	.0	1.4	0	0	0	0
Totals*	100.0	100.0	100.0	100.0	100.0	100.0	100.0	100.0	100.0

*Totals may not sum to 100.0% due to rounding

TABLE 2B
NUMBER OF CHARGES BY CRIME TYPES
SCALARS: TOTAL NUMBER OF CASES 12,873

Number of Charges	Homicide	Rape	Robbery	Aggrav. Assault	Burglary	Stolen Vehicles	Stolen Property	Drugs/Sale	Drugs/Possession
0	11,221	11,208	6,307	6,870	1,950	8,073	11,579	10,477	10,745
1	1,173	1,119	2,928	2,972	2,182	2,581	973	1,263	1,256
2	340	345	1,570	1,487	2,075	1,124	192	552	481
3	92	111	885	721	1,701	495	61	266	211
4	30	39	485	399	1,407	276	29	132	90
5	6	26	251	164	964	111	8	73	44
6	2	8	163	140	763	85	14	47	31
7	1	7	89	47	517	56	4	27	5
8	6	4	56	31	370	26	6	14	3
9	2	3	38	14	249	16	1	6	2
10	0	1	25	14	169	11	0	5	3
11	0	0	19	7	127	7	0	3	0
12	0	1	16	3	89	6	1	1	0
13	0	0	9	2	73	2	1	2	1
14	0	0	3	2	63	0	1	1	1
15 or more	0	1	29	0	174	4	3	4	0
Totals	12,873	12,873	12,873	12,873	12,873	12,873	12,873	12,873	12,873

TABLE 3A
NUMBER OF CHARGES COMMITTED BY CRIME TYPE AND AGE
ALL YEARS

Age	Homicide	Rape	Robbery	Aggrav. Assault	Burglary	Auto Theft	Stolen Property	Drugs/ Sale	Drugs/ Possession
19	0	0	9	6	25	13	6	1	0
20	1	0	8	19	133	30	14	6	0
21	6	10	88	78	374	68	45	23	1
22	19	20	158	142	574	127	44	66	7
23	37	39	226	235	1,056	199	62	115	7
24	27	47	372	315	1,282	282	104	88	20
25	59	72	611	442	1,910	326	112	172	28
26	57	54	584	487	1,688	331	111	197	48
27	80	86	734	600	2,211	425	158	219	78
28	79	112	599	657	2,260	403	104	235	79
29	93	110	781	734	2,494	382	89	271	145
30	85	106	759	736	2,532	451	126	262	128
31	125	184	986	836	3,080	614	127	348	222
32	146	200	1,066	897	3,188	701	139	377	283
33	163	194	1,250	856	3,281	741	126	348	361
34	223	272	1,185	832	3,340	746	126	364	338
35	225	193	1,205	962	3,274	746	125	358	351
36	172	214	1,127	743	2,830	696	99	352	368
37	223	183	1,212	827	2,678	672	79	351	409
38	202	201	1,013	717	2,556	629	64	264	312
39	177	175	894	632	2,096	497	51	220	309
40	165	156	832	622	1,802	508	55	260	257
Total	2,364	2,628	15,699	12,375	44,664	9,587	1,966	4,897	3,751

TABLE 3B
STATE TOTALS
AVERAGE NUMBER OF CHARGES COMMITTED BY CRIME TYPE AND AGE
ALL YEARS

Age	Homicide	Rape	Robbery	Aggrav. Assault	Burglary	Auto Theft	Stolen Property	Drugs/Sale	Drugs/Possession	Number of Cases
19	0	0	1.29	.86	3.57	1.86	.86	.14	0	7
20	.04	0	.31	.73	5.12	1.15	.54	.23	0	26
21	.07	.12	1.07	.95	4.56	.83	.55	.28	.01	82
22	.12	.12	.96	.87	3.50	.77	.27	.40	.04	164
23	.13	.14	.80	.83	3.74	.71	.22	.41	.02	282
24	.08	.13	1.04	.88	3.60	.79	.29	.25	.06	356
25	.12	.15	1.26	.91	3.93	.67	.23	.35	.06	486
26	.11	.11	1.15	.96	3.34	.65	.22	.39	.09	506
27	.13	.14	1.21	.99	3.63	.70	.26	.36	.13	609
28	.13	.18	.96	1.06	3.63	.65	.17	.38	.13	622
29	.14	.17	1.19	1.12	3.80	.58	.14	.41	.22	657
30	.12	.15	1.09	1.06	3.64	.65	.18	.38	.18	696
31	.14	.21	1.12	.95	3.50	.70	.14	.40	.25	880
32	.16	.21	1.14	.96	3.40	.75	.15	.40	.30	937
33	.17	.20	1.32	.90	3.46	.78	.13	.37	.38	947
34	.24	.29	1.25	.88	3.53	.79	.13	.39	.36	945
35	.23	.20	1.26	1.00	3.42	.78	.13	.37	.37	958
36	.20	.24	1.29	.85	3.23	.79	.11	.40	.42	876
37	.26	.22	1.44	.98	3.18	.80	.09	.42	.49	843
38	.27	.27	1.37	.97	3.44	.85	.09	.36	.42	742
39	.27	.27	1.36	.96	3.19	.76	.08	.33	.47	657
40	.28	.26	1.40	1.05	3.03	.85	.09	.44	.43	595

CHART THREE
 AVERAGE NUMBER OF CHARGES FOR VIOLENT CRIMES
 YOUNGER OFFENDERS (19-29 YEAR OLDS): HATCHED
 OLDER OFFENDERS (30-40 YEAR OLDS): CROSS-HATCHED

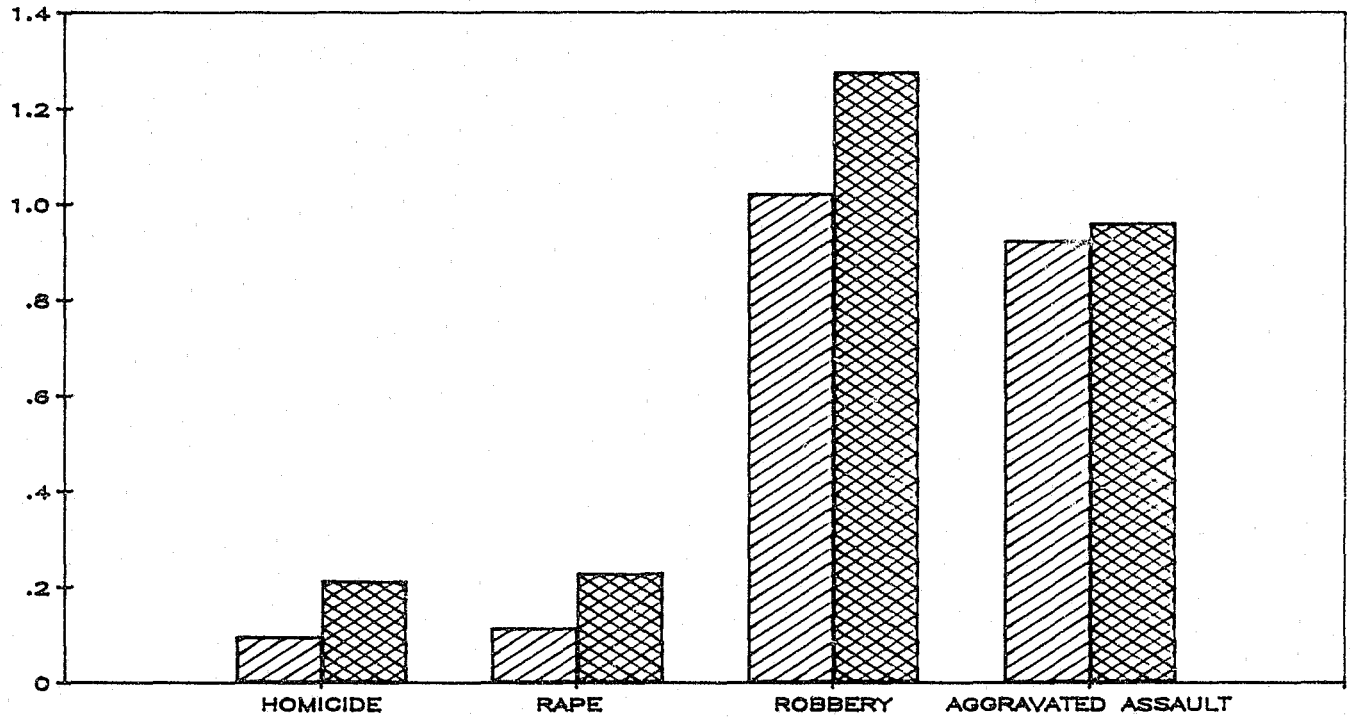
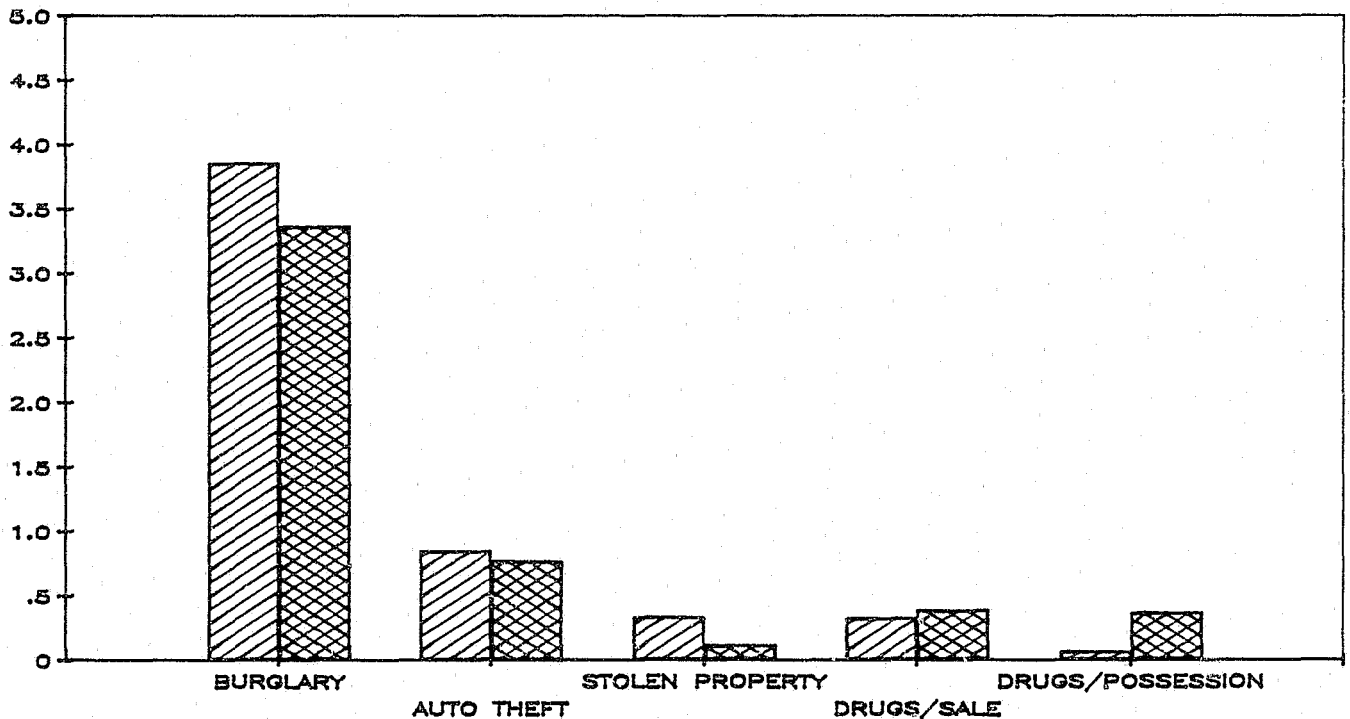


CHART FOUR
 AVERAGE NUMBER OF CHARGES FOR NONVIOLENT CRIMES
 YOUNGER OFFENDERS (19-29 YEAR OLDS): HATCHED
 OLDER OFFENDERS (30-40 YEAR OLDS): CROSS-HATCHED



career criminal population (19 through 29 years old). Due to the violence associated with the older age cohort's criminal activity, future career criminal research in the State of Florida should not exclude offenders over 40 years of age.

One way to measure the burden of career criminals on Florida's criminal justice system is by the total number of felony arrest events over time (Table Four). The total number of arrest events in each of the years from 1980 through 1986 was remarkably stable, hovering near 7,000. The yearly number of arrest events of this relatively small career criminal population is more acute given the fact that a large percent of the population is incarcerated.

**TABLE FOUR
THE NUMBER OF FLORIDA CAREER CRIMINAL FELONY ARRESTS OVER TIME**

Number of Felony Arrests	Prior To 1970	1970- 1974	1975- 1979	1980	1981	1982	1983	1984	1985	1986
0	10,603	6,166	3,278	8,722	8,486	8,423	8,715	8,513	8,643	8,823
1	899	1,758	2,506	2,590	2,657	2,698	2,504	2,503	2,488	2,350
2	639	1,595	2,512	1,034	1,150	1,167	1,064	1,181	1,076	1,010
3	367	1,307	1,905	348	402	389	399	426	446	422
4	188	874	1,282	122	124	137	132	168	152	166
5	91	556	672	39	37	39	41	50	43	67
6	44	284	364	13	8	14	13	22	16	22
7	21	153	162	2	7	4	3	6	6	8
8	5	93	89	2	1	2	1	3	2	2
9	5	40	55	1	1	0	0	1	1	3
10 or more	11	47	48	0	0	0	1	0	0	0
TOTALS	5,107	19,566	26,792	6,502	6,958	7,070	6,679	7,272	6,964	6,866

Tables 5A and 5B detail the frequency of arrest events over time by specific age. The yearly number of arrest events was fairly constant during the 1980's (Table 5A), just as the corresponding number of charges were over the same time frame (Table Four). The career criminal population accounted for a total of nearly 100,000 arrest events. Table 5A also highlights the fact that the mean arrest age of the career criminal population has gotten younger over time, from 38 years old prior to 1970 to 30.2 years old in 1986.

The average number of arrest events by specific age of criminal activity of the career criminal population is detailed in Table 5B. The average yearly arrest events for all ages is 2.1, with little variability between age groups.

Appendix Four summarizes the prison status of the career criminal population used in this study by judicial circuit. Given the stringent screening criteria used to define a career criminal, a large proportion of the database was expected to be incarcerated in the state prison system. The prison status was derived by merging the career criminal database with a database from the Florida Department of Corrections (DOC). A numeric identifier, ideally the Department of Law Enforcement (DLE) number, was needed to objectively merge the two databases. Unfortunately, the DLE field was missing on 30% of the DOC records and could not be used.

In lieu of an objective numeric identifier, the Florida SAC used name, race, sex and the social security number (all four screening criteria had to be satisfied) to merge the two files. Due to the fact that all four criteria had to be met, 36%

TABLE 5A
ARRESTS BY AGE BY YEAR

AGE	Prior To 1970	1970- 1974	1975- 1979	1980	1981	1982	1983	1984	1985	1986	Total
19	0	0	0	0	0	0	0	7	14	22	43
20	0	0	0	0	1	6	18	25	46	55	151
21	0	0	0	4	9	24	54	136	130	149	506
22	0	0	2	11	44	116	159	255	202	224	1,013
23	4	2	25	72	150	268	298	336	289	326	1,770
24	0	0	71	164	284	400	351	357	437	319	2,383
25	0	0	193	338	507	458	415	498	496	372	3,277
26	0	0	432	471	442	418	416	427	433	405	3,444
27	0	0	940	536	475	450	449	500	490	436	4,276
28	0	10	1,330	447	445	468	423	456	499	410	4,488
29	0	19	1,756	467	465	420	404	446	369	417	4,763
30	0	99	2,051	418	446	440	441	423	419	399	5,136
31	0	897	2,682	484	474	470	431	428	423	468	6,757
32	2	1,548	2,549	450	448	452	459	450	402	423	7,183
33	10	2,171	2,554	442	438	463	409	418	377	429	7,711
34	36	2,678	2,175	410	419	400	366	402	393	393	7,672
35	271	2,708	2,179	422	421	386	386	394	354	389	7,910
36	674	2,249	1,914	370	377	355	276	354	315	343	7,227
37	891	2,233	1,800	302	351	342	275	273	274	265	7,006
38	1,016	1,953	1,598	270	295	245	248	251	248	270	6,394
39	1,079	1,569	1,317	225	265	250	200	210	185	196	5,496
40	1,124	1,430	1,224	199	202	239	201	226	169	156	5,170
Total	5,107	19,566	26,792	6,502	6,958	7,070	6,679	7,272	6,964	6,866	99,776
Mean Age	38.0	35.5	33.2	31.4	31.1	30.7	30.4	30.2	30.0	30.2	

25

TABLE 5B
AVERAGE ARRESTS BY INDIVIDUAL AGE BY YEAR

AGE	Prior To 1970	1970- 1974	1975- 1979	1980	1981	1982	1983	1984	1985	1986	AVG.
19	0	0	0	0	0	0	0	1.75	2.80	3.67	2.87
20	0	0	0	0	1.00	2.0	2.25	1.79	2.42	2.75	2.32
21	0	0	0	1.00	1.29	1.26	1.74	2.27	2.20	2.40	2.09
22	0	0	1.00	1.38	1.52	1.63	1.89	2.20	1.92	1.96	1.91
23	NA*	NA*	1.67	1.53	1.61	1.85	1.92	1.99	1.81	2.00	1.87
24	0	0	1.39	1.64	1.65	1.97	1.96	1.94	1.99	1.95	1.87
25	0	0	1.66	1.64	1.91	1.79	1.78	1.85	1.85	1.80	1.80
26	0	0	1.89	1.83	1.78	1.75	1.72	1.69	1.77	1.86	1.78
27	0	0	2.13	1.75	1.72	1.62	1.64	1.79	1.79	1.74	1.80
28	0	1.25	2.62	1.62	1.64	1.62	1.64	1.78	1.79	1.63	1.87
29	0	1.00	3.00	1.66	1.63	1.62	1.52	1.66	1.59	1.65	1.94
30	0	1.29	3.29	1.58	1.56	1.60	1.66	1.63	1.62	1.64	2.01
31	0	2.02	3.29	1.51	1.55	1.53	1.58	1.57	1.55	1.76	2.06
32	1.00	2.36	3.07	1.47	1.49	1.47	1.62	1.55	1.50	1.54	2.04
33	1.11	2.87	3.08	1.50	1.53	1.53	1.55	1.52	1.57	1.61	2.19
34	1.38	3.34	2.82	1.56	1.51	1.48	1.48	1.63	1.55	1.64	2.26
35	1.47	3.31	2.78	1.47	1.56	1.51	1.45	1.63	1.46	1.65	2.21
36	1.90	2.99	2.70	1.53	1.42	1.47	1.45	1.49	1.46	1.56	2.11
37	2.03	3.09	2.62	1.40	1.51	1.52	1.38	1.45	1.48	1.58	2.15
38	2.27	3.10	2.67	1.54	1.51	1.39	1.58	1.46	1.40	1.53	2.20
39	2.65	2.89	2.59	1.43	1.47	1.45	1.39	1.49	1.43	1.39	2.18
40	2.82	2.99	2.50	1.44	1.46	1.53	1.47	1.40	1.37	1.41	2.22

*Only one career criminal is represented in the data for these time intervals.

of the records had missing identifiers. Therefore, it was impossible for the Florida SAC to identify the prison status for a substantial proportion of the career criminal database (36%). Future career criminal research in the State of Florida will be hampered unless the DOC completes the DLE field for their entire database.

B. JUDICIAL CIRCUIT CAREER CRIMINAL ANALYSIS

The breakdown of career criminals by each of the twenty Florida judicial circuits is detailed in Table Six, Maps One, Two and Three (the judicial circuits can be easily derived from the maps), and Appendix Two. Table Six and Map One give breakdowns of the number of career criminals from each judicial circuit and their respective counties. The data highlights the fact that no geographical area in the State of Florida is immune from recidivists. The highest numbers of career criminals are found in Circuit Eleven (1,847, Dade County), Circuit Thirteen (1,579, Hillsborough County), and Circuit Four (1,331, Duval, Nassau, and Clay Counties). The judicial circuits with the fewest career criminals are Circuit Sixteen (65, Monroe County), Circuit Three (151, seven north central Florida counties), and Circuit Twenty (266, five southwest Florida counties).

Relative comparisons of the impact of career criminals across counties (and/or judicial circuits) should include normalization for the varying population densities of the geographical areas. Map Two, which summarizes the number of career criminals per 1,000 population for each of Florida's 67 counties, dramatizes the impact of the recidivist population on the more sparsely populated counties in the state. When the varied populations of the counties are normalized away (Map Two), the counties with the greatest number of career criminals per 1,000 population are: Dixie (4.2), Union (3.7), DeSoto (3.0), and Baker (2.5).

The third map summarizes the 1986 arrests (the last complete year of data), for the career criminal population by county (the judicial circuits can be easily derived from the map). Again, career criminal activity, as represented by the geographical distribution of recent career criminal activity, is evident throughout the state.

Appendix Two supplies greater detail of the impact of career criminals on Florida's twenty judicial circuits. Three tables are included for each judicial circuit, the first of which summarizes the total and average number of charges by specific crime categories for each circuit's career criminal population. The second set of tables breaks out the criminal charges by specific age of the career criminal. The final table included for each judicial circuit details the breakdown of the number of arrest events over time.

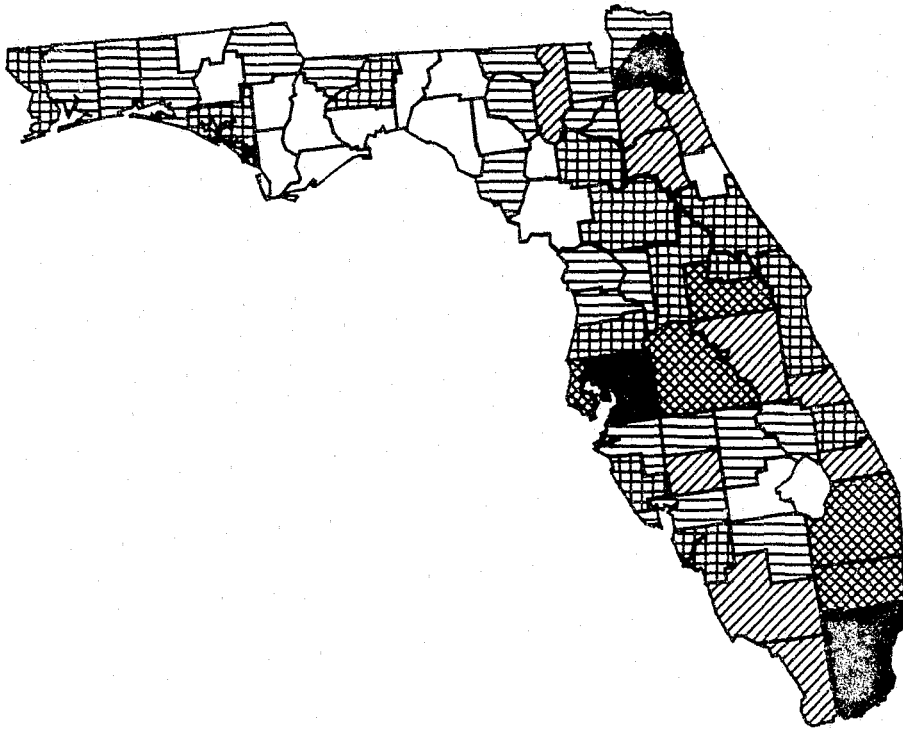
The judicial circuits with the greatest number of career criminal arrests for calendar year 1986 were Judicial Circuit 13 (1,136 arrests in Hillsborough County), Judicial Circuit 11 (906 arrests in Dade County), and Judicial Circuit 6 (598 arrests in Pinellas and Pasco Counties). Judicial Circuit 19 (St. Lucie, Martin, Indian River and Okeechobee Counties) had the greatest increase in career criminal arrests for the period 1980 through 1986 (almost a 77% increase), followed by Judicial Circuit 13 (Hillsborough County) with over a 38% increase in career criminal arrests.

TABLE SIX

THE NUMBER OF CAREER CRIMINALS BY JUDICIAL CIRCUITS
(State Total 12,873)

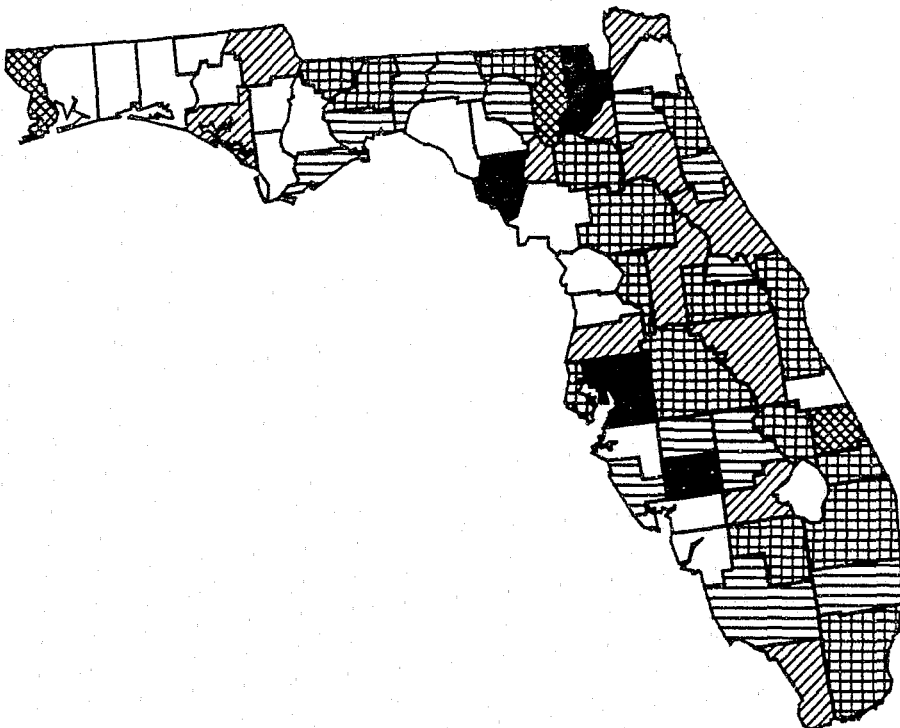
FIRST JUDICIAL CIRCUIT	486	TENTH JUDICIAL CIRCUIT	568
Escambia	413	Hardee	13
Okaloosa	39	Highlands	35
Santa Rosa	21	Polk	520
Walton	13		
SECOND JUDICIAL CIRCUIT	286	ELEVENTH JUDICIAL CIRCUIT	1,847
Franklin	6	Dade	1,847
Gadsden	49		
Jefferson	7	TWELFTH JUDICIAL CIRCUIT	358
Leon	216	DeSoto	66
Liberty	0	Manatee	172
Wakulla	8	Sarasota	120
THIRD JUDICIAL CIRCUIT	151	THIRTEENTH JUDICIAL CIRCUIT	1,579
Columbia	65	Hillsborough	1,579
Dixie	40		
Hamilton	11	FOURTEENTH JUDICIAL CIRCUIT	160
Lafayette	2	Bay	107
Madison	9	Calhoun	3
Suwannee	18	Gulf	4
Taylor	6	Holmes	7
FOURTH JUDICIAL CIRCUIT	1,331	Jackson	36
Clay	56	Washington	3
Duval	1,234	FIFTEENTH JUDICIAL CIRCUIT	917
Nassau	41	Palm Beach	917
FIFTH JUDICIAL CIRCUIT	407	SIXTEENTH JUDICIAL CIRCUIT	65
Citrus	29	Monroe	65
Hernando	31	SEVENTEENTH JUDICIAL CIRCUIT	809
Lake	120	Broward	809
Marion	198	EIGHTEENTH JUDICIAL CIRCUIT	527
Sumter	29	Brevard	357
SIXTH JUDICIAL CIRCUIT	1,156	Seminole	170
Pasco	183	NINETEENTH JUDICIAL CIRCUIT	386
Pinellas	973	Indian River	66
SEVENTH JUDICIAL CIRCUIT	464	Martin	87
Flagler	9	Okeechobee	33
Putnam	55	St. Lucie	200
St. Johns	86	TWENTIETH JUDICIAL CIRCUIT	266
Volusia	314	Charlotte	19
EIGHTH JUDICIAL CIRCUIT	358	Collier	85
Alachua	239	Glades	6
Baker	44	Hendry	25
Bradford	22	Lee	131
Gilchrist	6		
Levy	8		
Union	39		
NINTH JUDICIAL CIRCUIT	752		
Orange	687		
Osceola	65		

**MAP ONE
CAREER CRIMINALS BY COUNTY**



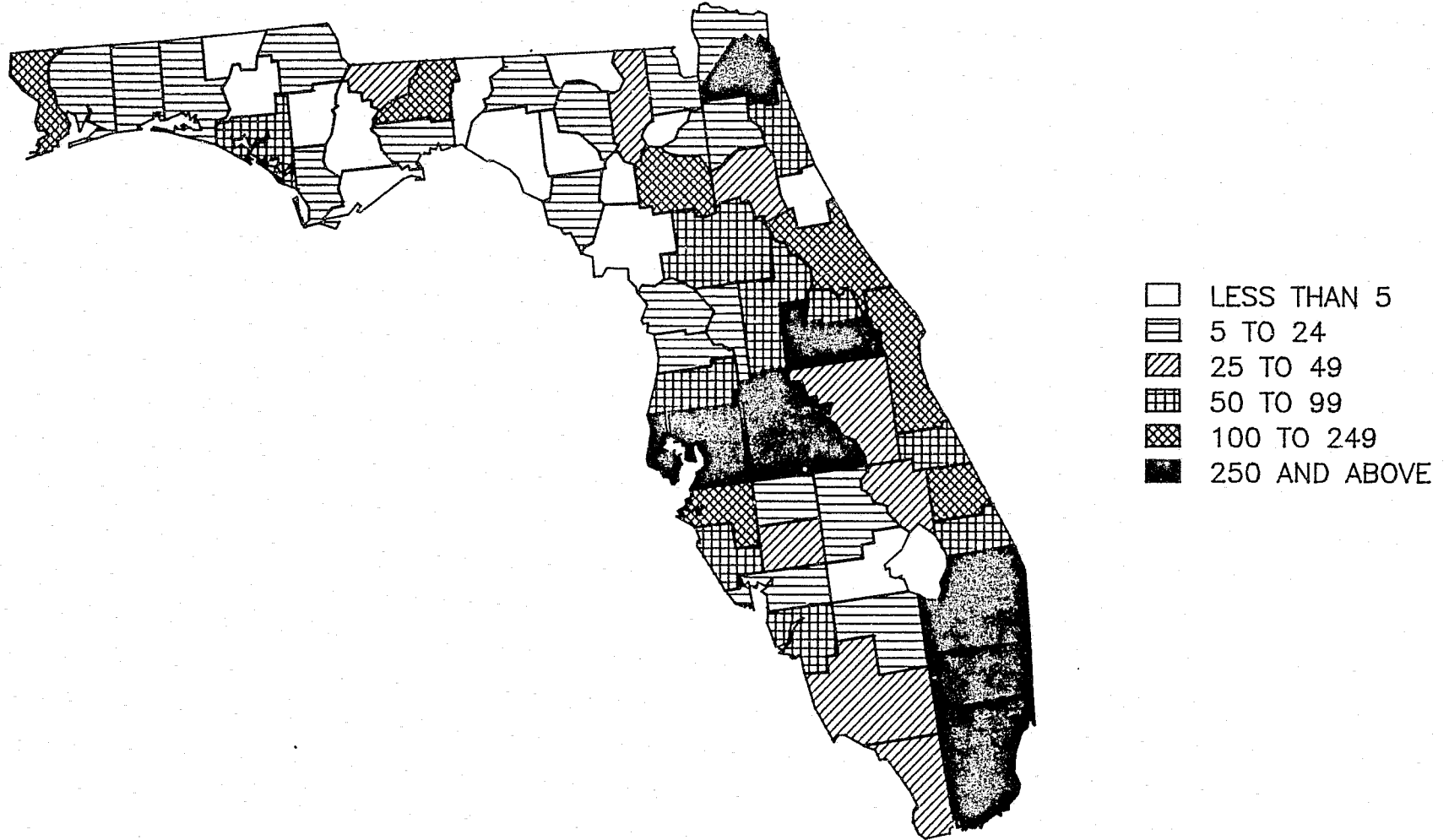
- LESS THAN 10
- ▨ 10 TO 49
- ▩ 50 TO 99
- ▧ 100 TO 499
- ▦ 500 TO 999
- 1000 AND ABOVE

**MAP TWO
CAREER CRIMINALS PER 1,000 POPULATION BY COUNTY**



- LESS THAN .5
- ▨ .5 TO .74
- ▩ .75 TO .99
- ▧ 1.0 TO 1.49
- ▦ 1.5 TO 1.99
- 2.0 AND ABOVE

MAP THREE TOTAL 1986 ARRESTS OF CAREER CRIMINALS BY COUNTY



C. Pilot Career Criminal Analysis

Data for the two counties (Duval and Pinellas) which are included in Governor Martinez' proposed pilot career criminal legislation are contained in this section. A series of three tables and two charts are presented for each of the two counties: the number of charges committed by crime type and age; the relative number of charges by specific crime types; the scalar number of charges by specific crime types; and two histograms depicting the average and total number of charges by specific crime type and age.

The career criminal population of Duval County has accounted for 308 homicide charges, 312 rape charges, and over 1,600 robbery charges. The average number of charges for the career criminal population of Duval County were: .25 homicides, .25 rapes, 1.3 robberies, .71 aggravated assaults, 3.24 burglaries, .63 auto thefts, and .25 for the sale of drugs.

The career criminal population of Pinellas County was responsible for 113 homicide charges, 190 rape charges, and nearly 850 robbery charges. The average number of charges for the career criminal population of Pinellas County were: .12 homicides, .20 rapes, .87 robberies, .84 aggravated assaults, 3.01 burglaries, .55 auto thefts, and .65 for the sale of drugs.

There are currently (February, 1988) nineteen career criminals in Pinellas County who have warrants; Duval County has eighteen career criminals, as identified in this study, who have current warrants.

TABLE SEVEN
DUVAL COUNTY
NUMBER OF CHARGES COMMITTED BY CRIME TYPE AND AGE
ALL YEARS

Age	Homicide	Rape	Robbery	Aggrav. Assault	Burglary	Auto Theft	Stolen Property	Drugs/ Sale	Drugs/ Possession
19	0	0	0	0	0	0	0	0	0
20	0	0	0	1	13	6	0	0	0
21	0	0	8	1	17	7	1	0	0
22	3	1	6	6	34	6	4	2	0
23	3	4	11	8	58	14	10	3	0
24	1	0	14	10	45	8	2	4	0
25	10	9	49	40	166	13	8	1	1
26	3	5	38	20	104	8	4	3	1
27	7	9	63	27	224	34	9	15	7
28	10	18	77	43	250	26	9	11	1
29	4	10	53	42	187	19	4	12	8
30	9	10	68	32	235	27	5	12	6
31	12	29	96	79	247	59	10	40	22
32	18	32	88	54	279	59	11	24	16
33	25	26	119	64	325	52	7	18	28
34	42	25	129	95	359	69	6	18	21
35	29	13	116	60	290	58	9	14	23
36	25	28	131	56	315	68	13	30	23
37	32	21	149	80	244	78	11	22	29
38	33	27	148	53	253	81	10	22	24
39	19	17	130	57	196	53	6	20	36
40	23	28	115	54	163	38	7	36	34
Totals	308	312	1,608	882	4,004	783	146	307	280

CHART FIVE
 TOTAL NUMBER OF CHARGES FOR DUVAL COUNTY CAREER CRIMINALS
 BY SPECIFIC CRIME TYPE

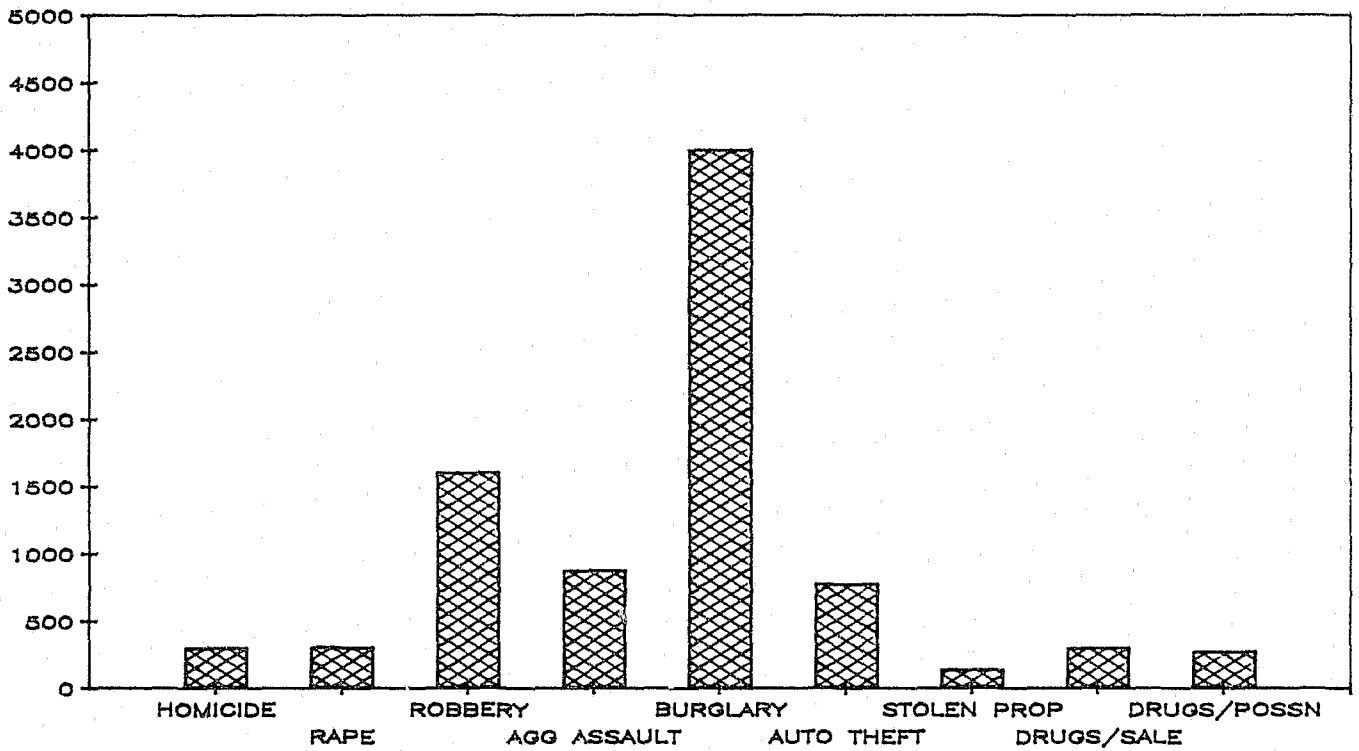


CHART SIX
 AVERAGE NUMBER OF CHARGES FOR DUVAL COUNTY CAREER
 CRIMINALS BY SPECIFIC CRIME TYPE

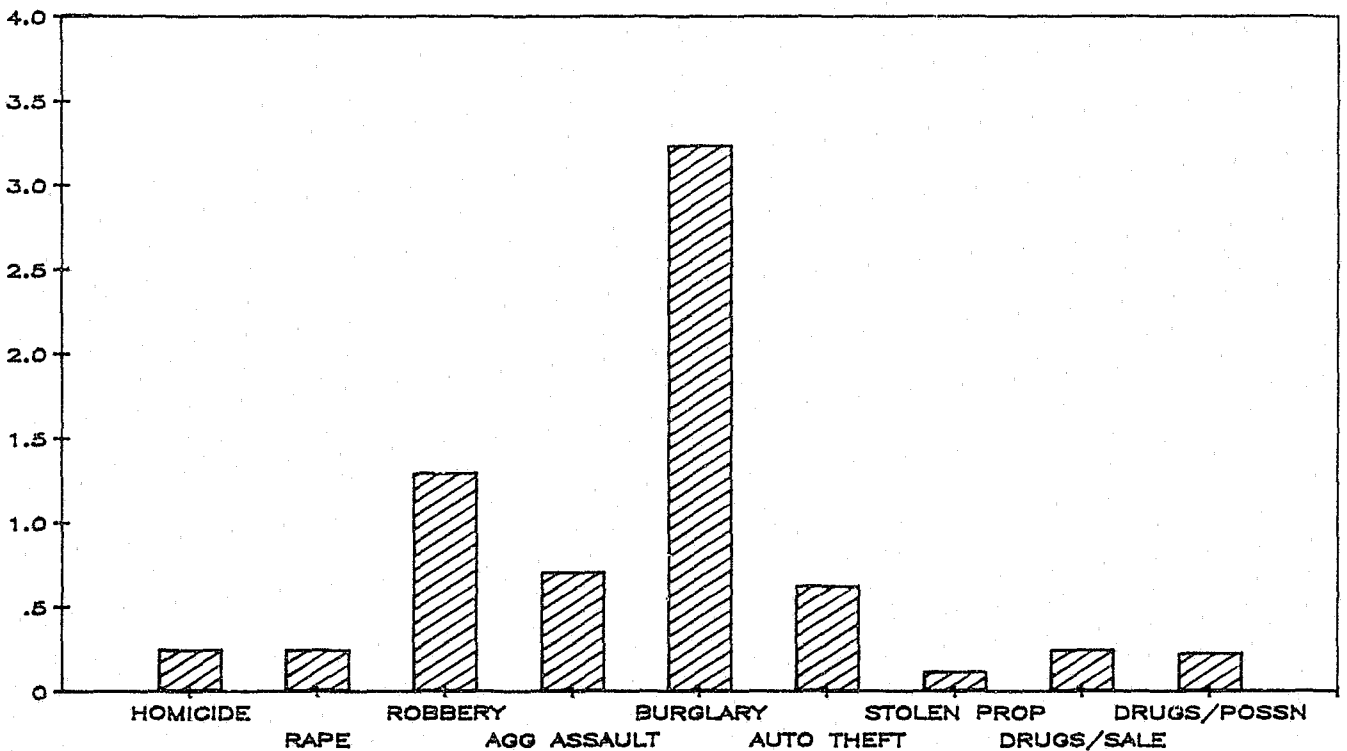


TABLE TEN
PINELLAS COUNTY
NUMBER OF CHARGES COMMITTED BY CRIME TYPE AND AGE
ALL YEARS

Age	Homicide	Rape	Robbery	Aggrav. Assault	Burglary	Auto Theft	Stolen Property	Drugs/ Sale	Drugs/ Possession
19	0	0	0	0	6	2	0	0	0
20	0	0	0	0	17	6	0	0	0
21	0	1	2	5	24	6	2	0	0
22	0	1	8	10	67	3	1	7	0
23	2	3	8	17	86	25	3	20	0
24	1	2	16	19	63	10	4	11	3
25	4	1	37	14	147	11	9	8	0
26	1	0	25	27	98	18	18	15	1
27	3	13	20	61	125	20	6	24	6
28	4	6	37	44	119	22	8	27	3
29	9	12	59	38	154	25	5	17	7
30	7	10	43	51	163	25	7	61	10
31	7	15	53	57	225	32	6	43	18
32	6	16	83	51	216	41	16	51	26
33	13	13	59	58	170	46	4	41	23
34	11	34	86	70	232	29	6	79	50
35	11	20	60	68	201	49	7	40	29
36	2	10	53	45	183	27	13	53	39
37	9	9	64	44	157	31	6	49	49
38	11	10	58	59	185	42	2	22	26
39	5	7	38	35	149	19	2	40	34
40	7	7	38	49	145	43	4	29	27
Totals	113	190	847	822	2,932	532	129	637	351

CHART SEVEN
 TOTAL NUMBER OF CHARGES FOR PINELLAS COUNTY CAREER
 CRIMINALS BY SPECIFIC CRIME TYPE

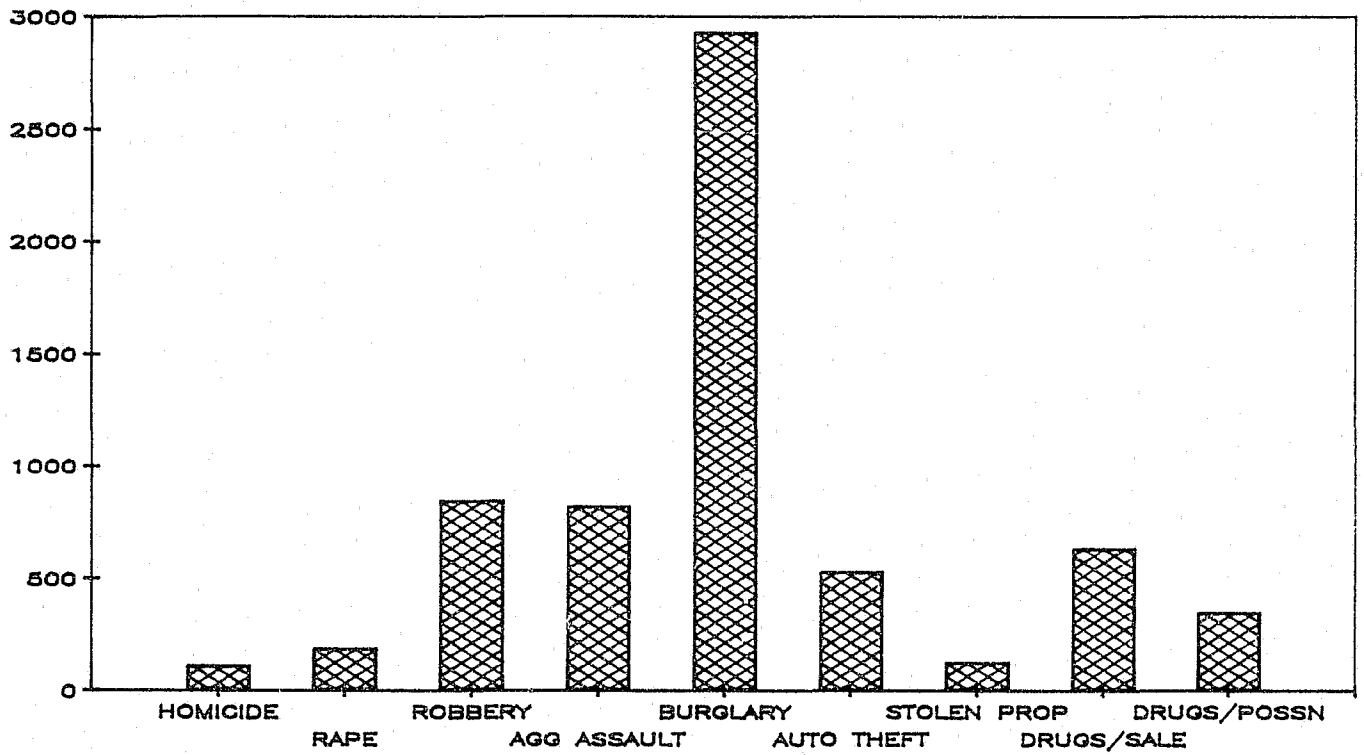


CHART EIGHT
 AVERAGE NUMBER OF CHARGES FOR PINELLAS COUNTY CAREER
 CRIMINALS BY SPECIFIC CRIME TYPE

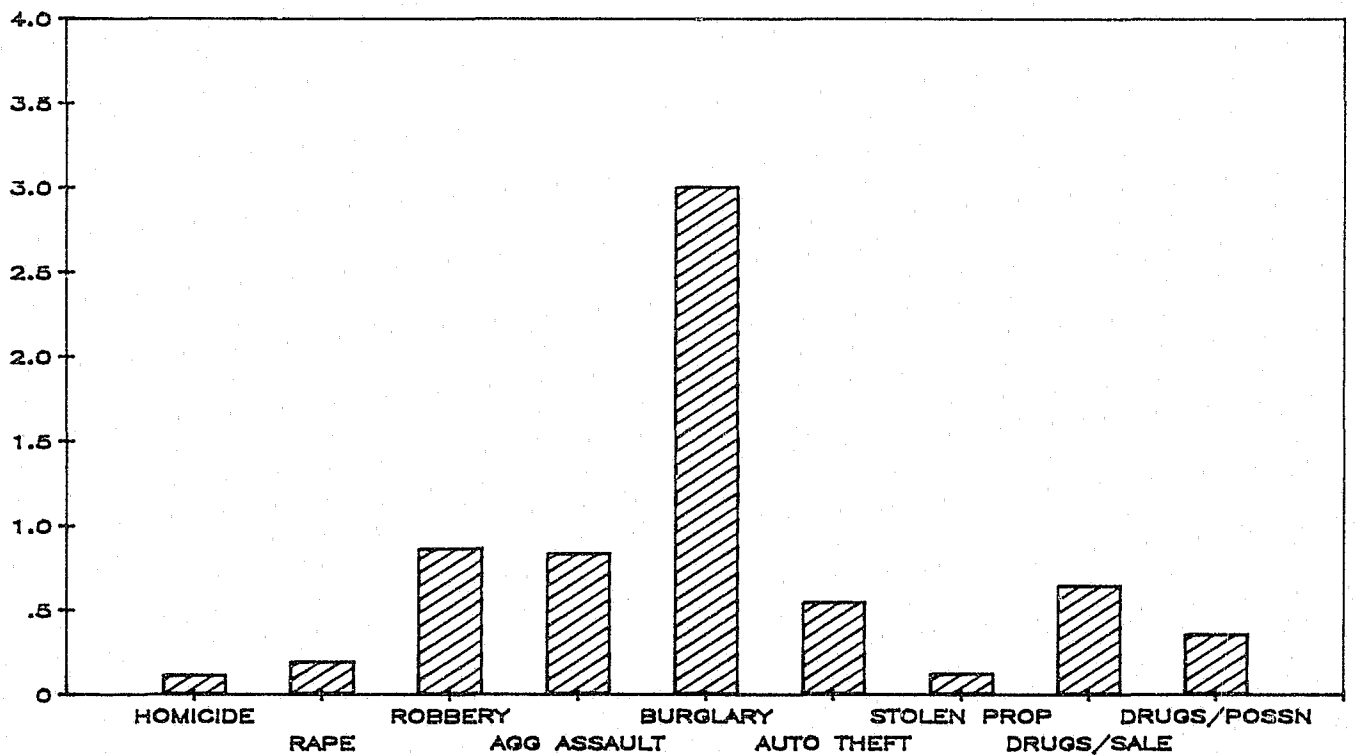


TABLE ELEVEN
PINELLAS COUNTY
NUMBER OF CHARGES BY CRIME TYPES
RELATIVE VALUES: TOTAL NUMBER OF CASES 973

Number of Charges	Homicide	Rape	Robbery	Aggrav. Assault	Burglary	Stolen Vehicles	Stolen Property	Drugs/Sale	Drugs/Possession
0	91.2%	88.1%	57.5%	54.9%	16.2%	69.7%	91.3%	70.4%	81.4%
1	7.1	8.1	21.1	23.8	21.3	17.4	6.5	13.5	9.0
2	1.3	2.7	11.8	11.7	15.7	7.7	1.6	8.0	5.7
3	.3	.7	4.8	4.6	15.3	2.4	.2	3.0	2.4
4	0	.2	2.1	2.7	9.8	1.2	0	2.1	.6
5	0	0	.8	1.1	6.7	.8	.2	1.2	.5
6	0	0	.9	.9	4.2	.3	.1	.7	.1
7	0	0	.3	.2	3.1	.3	0	.8	.1
8	0	.1	.3	0	.5	.1	0	.2	.1
9	.1	0	0	0	1.4	.1	0	.1	0
10	0	0	0	0	.4	0	0	0	0
11	0	0	.2	0	.3	0	0	0	0
12	0	0	.1	0	.6	0	.1	0	0
13	0	0	0	0	.2	0	0	0	.1
14	0	0	0	0	.1	0	0	0	0
15 or more	0	.1	.1	0	1.1	0	0	0	0
Totals*	100.0	100.0	100.0	100.0	100.0	100.0	100.0	100.0	100.0

*Totals may not sum to 100.0% due to rounding

TABLE TWELVE
PINELLAS COUNTY
NUMBER OF CHARGES BY CRIME TYPES
SCALARS: TOTAL NUMBER OF CASES 973

Number of Charges	Homicide	Rape	Robbery	Aggrav. Assault	Burglary	Stolen Vehicles	Stolen Property	Drugs/Sale	Drugs/Possession
0	887	857	559	534	158	678	888	685	792
1	69	79	205	232	207	169	63	131	88
2	13	26	115	114	153	75	16	78	55
3	3	7	47	45	149	23	2	29	23
4	0	2	20	26	95	12	0	20	6
5	0	0	8	11	65	8	2	12	5
6	0	0	9	9	41	3	1	7	1
7	0	0	3	2	30	3	0	8	1
8	0	1	3	0	34	1	0	2	1
9	1	0	0	0	14	1	0	1	0
10	0	0	0	0	4	0	0	0	0
11	0	0	2	0	3	0	0	0	0
12	0	0	1	0	6	0	1	0	0
13	0	0	0	0	2	0	0	0	0
14	0	0	0	0	1	0	0	0	1
15 or more	0	1	1	0	11	0	0	0	0
Totals	973	973	973	973	973	973	973	973	973

APPENDIX ONE

CAREER CRIMINAL SCREENS

**APPENDIX ONE
CAREER CRIMINAL PROJECT SCREENS**

- SCREEN TWO: (88,097 records)**
-four or more felony arrest events
- SCREEN THREE: (33,323 records)**
-four or more felony arrest events
-one or more required to be a part one index crime arrest
-minimum of one state prison term
-must be 40 years of age or under
-one or more arrest events occurred since 1/1/85
- SCREEN THREE A: (8,758 records)**
-four or more felony arrest events
-one or more required to be a part one index crime arrest
-minimum of one state prison term
-must be 40 years of age or under
-one or more arrest events occurred since 1/1/85
-minimum of one narcotic (sale or possession) arrest
- SCREEN THREE B: (42,886 records)**
-four or more felony arrest events
-minimum of one state prison term
-must be 40 years of age or under
-minimum of one violent felony arrest in the last 10 years
- SCREEN THREE C: (42,750 records)**
-four or more felony arrest events
-minimum of one state prison term
-must be 40 years of age or under
-minimum of one violent felony arrest in the last five years
- SCREEN THREE D: (23,429 records)**
-four or more felony arrest events
-minimum of one state prison term
-must be 40 years of age or under
-minimum of one violent felony arrest in the last 10 years
-minimum of one arrest since 1/1/85
- SCREEN THREE E: (23,401 records)**
-four or more felony arrest events
-minimum of one state prison term
-must be 40 years of age or under
-minimum of one violent felony arrest in the last 5 years
-minimum of one arrest since 1/1/85
- SCREEN FOUR: (15,940 records)**
-four or more felony arrest events
-one or more required to be a part one index crime arrest
-minimum of two or more state prison terms
-must be 40 years of age or under
-one or more arrest events occurred since 1/1/85
- SCREEN FOUR A: (4,186 records)**
-four or more felony arrest events
-one or more required to be a part one index crime arrest
-minimum of two or more state prison terms
-must be 40 years of age or under
-one or more arrest events occurred since 1/1/85
-minimum of one narcotic (sale or possession) arrest
- SCREEN FOUR B: (22,328 records)**
-four or more felony arrest events
-minimum of two state prison terms
-must be 40 years of age or under
-minimum of one violent felony arrest in the last 10 years

- SCREEN FOUR C: (22,779 records)**
 -four or more felony arrest events
 -minimum of two state prison terms
 -must be 40 years of age or under
 -minimum of one violent felony arrest in the last 5 years
- SCREEN FOUR D: (11,681 records)**
 -four or more felony arrest events
 -minimum of two state prison terms
 -must be 40 years of age or under
 -minimum of one violent felony arrest in the last 10 years
 -minimum of one arrest since 1/1/85
- SCREEN FOUR E: (11,677 records)**
 -four or more felony arrest events
 -minimum of two or more state prison terms
 -must be 40 years of age or under
 -minimum of one violent felony arrest in the last five years
 -minimum of one arrest since 1/1/85
- SCREEN FIVE: (24,664 records)**
 -five or more felony arrest events
 -one or more required to be a part one index crime arrest
 -minimum of one state prison term
 -must be 40 years of age or under
 -one or more arrest events occurred since 1/1/85
- SCREEN SIX: (12,873 records)**
 -five or more felony arrest events
 -one or more required to be a part one index crime arrest
 -minimum of two or more state prison terms
 -must be 40 years of age or under
 -one or more arrest events occurred since 1/1/85
- SCREEN SEVEN: (9,133 records)**
 -eight or more felony arrest events
 -one or more required to be a part one index crime arrest
 -minimum of one state prison term
 -must be 40 years of age or under
 -one or more arrest events occurred since 1/1/85
- SCREEN EIGHT: (5,747 records)**
 -eight or more felony arrest events
 -one or more required to be a part one index crime arrest
 -minimum of two or more state prison terms
 -must be 40 years of age or under
 -one or more arrest events occurred since 1/1/85
- SCREEN NINE: (20,401 records)**
 -three or more felony dispositions
 -five or more felony arrests
 -one or more arrest events occurred since 1/1/85
- SCREEN TEN: (15,411 records)**
 -three or more felony dispositions
 -five or more felony arrests
 -one or more arrest events occurred since 1/1/85
 -must be 40 years of age or under

APPENDIX TWO

**JUDICIAL CIRCUIT
DATA**

JUDICIAL CIRCUIT ONE
(Escambia, Okaloosa, Santa Rosa, Walton)

**TOTAL AND AVERAGE NUMBER OF CHARGES FOR FLORIDA CAREER CRIMINALS
BY SPECIFIC CRIME TYPE**

	Homicide	Rape	Robbery	Aggrav. Assault	Burglary	Auto Theft	Stolen Property	Drugs/ Sale	Drugs/ Possn.
Total	47	97	561	481	2,016	376	172	149	117
Average	.10	.20	1.15	.99	4.15	.77	.35	.31	.24

NUMBER OF CHARGES COMMITTED BY CRIME TYPE AND AGE

Age	Homicide	Rape	Robbery	Aggrav. Assault	Burglary	Auto Theft	Stolen Property	Drugs/ Sale	Drugs/ Possn.
19	0	0	0	0	0	0	0	0	0
20	0	0	0	0	11	3	6	3	0
21	0	1	1	4	16	2	6	5	0
22	0	1	1	0	18	1	8	2	0
23	0	1	2	0	28	11	1	8	0
24	1	2	6	9	61	9	27	3	0
25	2	1	19	11	74	15	16	5	2
26	0	3	30	6	53	10	3	2	0
27	0	1	24	25	80	17	7	0	0
28	4	2	13	20	130	15	5	1	2
29	5	5	24	45	137	34	9	9	4
30	6	7	31	39	176	23	27	12	4
31	0	4	22	28	129	32	7	3	8
32	2	10	37	36	135	16	9	7	5
33	3	9	54	51	165	23	8	15	22
34	3	13	61	40	273	18	11	12	10
35	7	3	40	25	94	32	3	8	9
36	3	6	21	28	103	9	9	10	19
37	4	7	55	31	90	48	3	21	7
38	1	18	39	39	76	23	5	6	6
39	3	1	18	16	59	18	2	9	10
40	3	2	63	28	108	17	0	8	9
Totals	47	97	561	481	2,016	376	172	149	117

THE NUMBER OF FLORIDA CAREER CRIMINAL FELONY ARRESTS OVER TIME

Number of Felony Arrests	Prior To 1970	1970- 1974	1975- 1979	1980	1981	1982	1983	1984	1985	1986
0	415	239	124	327	314	317	339	342	353	344
1	21	66	70	87	93	101	71	78	83	76
2	24	61	79	43	42	38	38	44	34	46
3	15	44	71	19	23	19	24	10	12	15
4	4	30	50	6	9	6	6	6	4	3
5	6	20	37	2	4	3	7	3	0	1
6	0	16	22	1	1	1	0	2	0	1
7	1	2	13	0	0	0	1	0	0	0
8	0	5	6	0	0	1	0	1	0	0
9	0	2	8	1	0	0	0	0	0	0
10 or more	0	1	6	0	0	0	0	0	0	0
TOTAL	167	718	1,238	279	308	287	285	255	203	236

JUDICIAL CIRCUIT TWO
(Franklin, Gadsden, Jefferson, Leon, Liberty, Wakulla)

**TOTAL AND AVERAGE NUMBER OF CHARGES FOR FLORIDA CAREER CRIMINALS
BY SPECIFIC CRIME TYPE**

	Homicide	Rape	Robbery	Aggrav. Assault	Burglary	Auto Theft	Stolen Property	Drugs/ Sale	Drugs/ Possn.
Total	49	68	299	255	837	158	43	65	25
Average	.17	.24	1.05	.89	2.93	.55	.15	.23	.09

NUMBER OF CHARGES COMMITTED BY CRIME TYPE AND AGE

Age	Homicide	Rape	Robbery	Aggrav. Assault	Burglary	Auto Theft	Stolen Property	Drugs/ Sale	Drugs/ Possn.
19	0	0	0	0	0	0	0	0	0
20	0	0	0	0	5	0	0	0	0
21	0	0	13	0	16	3	1	1	0
22	0	0	0	0	6	2	1	0	0
23	0	1	9	3	23	3	3	1	0
24	0	3	7	11	32	5	4	1	0
25	2	0	10	8	48	6	4	3	0
26	1	1	5	12	56	4	5	4	0
27	10	3	26	16	47	4	2	1	0
28	1	5	11	13	47	6	3	3	0
29	0	0	6	17	36	1	2	3	1
30	1	7	47	24	80	19	1	3	1
31	6	1	9	23	31	19	1	0	0
32	1	3	16	9	42	12	2	9	6
33	0	7	21	10	56	8	3	7	0
34	2	3	13	19	65	14	2	4	0
35	3	6	17	16	43	7	0	3	2
36	4	5	11	6	28	23	1	7	1
37	4	5	18	27	36	1	1	6	1
38	4	10	29	11	72	11	0	8	8
39	6	5	10	15	19	2	7	0	2
40	4	3	21	15	49	8	0	1	3
Totals	49	68	299	255	837	158	43	65	25

THE NUMBER OF FLORIDA CAREER CRIMINAL FELONY ARRESTS OVER TIME

Number of Felony Arrests	Prior To 1970	1970- 1974	1975- 1979	1980	1981	1982	1983	1984	1985	1986
0	250	172	93	191	167	184	177	186	201	191
1	21	46	68	62	72	58	68	50	55	60
2	7	32	57	21	32	30	30	29	18	21
3	4	17	24	7	9	9	7	14	6	9
4	4	8	24	5	5	4	2	6	5	3
5	0	4	9	0	1	1	1	0	0	2
6	0	2	5	0	0	0	1	0	0	0
7	0	2	4	0	0	0	0	0	0	0
8	0	2	2	0	0	0	0	1	1	0
9	0	1	0	0	0	0	0	0	0	0
10 or more	0	0	0	0	0	0	0	0	0	0
TOTAL	63	264	469	145	188	166	168	286	137	151

JUDICIAL CIRCUIT THREE
(Columbia, Dixie, Hamilton, Lafayette, Madison, Suwannee, Taylor)

**TOTAL AND AVERAGE NUMBER OF CHARGES FOR FLORIDA CAREER CRIMINALS
BY SPECIFIC CRIME TYPE**

	Homicide	Rape	Robbery	Aggrav. Assault	Burglary	Auto Theft	Stolen Property	Drugs/ Sale	Drugs/ Possn.
Total	22	19	121	152	439	126	31	31	11
Average	.15	.13	.80	1.01	2.91	.83	.21	.21	.07

NUMBER OF CHARGES COMMITTED BY CRIME TYPE AND AGE

Age	Homicide	Rape	Robbery	Aggrav. Assault	Burglary	Auto Theft	Stolen Property	Drugs/ Sale	Drugs/ Possn.
19	0	0	0	0	0	0	0	0	0
20	0	0	0	0	0	0	0	0	0
21	0	0	0	0	0	0	0	0	0
22	1	0	0	6	16	2	0	3	0
23	0	0	0	3	6	1	0	2	0
24	1	1	9	0	18	1	1	0	1
25	0	2	4	3	0	2	0	0	0
26	0	0	3	12	17	10	1	1	0
27	1	0	4	8	17	8	1	2	1
28	0	0	2	10	31	4	2	2	1
29	1	1	9	11	21	3	0	2	0
30	0	1	1	9	40	7	1	1	0
31	0	1	2	10	13	6	0	0	0
32	0	0	13	15	78	13	1	0	0
33	2	4	3	12	24	12	1	2	0
34	2	0	15	17	28	12	18	7	0
35	3	1	4	12	28	7	1	0	1
36	4	0	4	4	29	4	1	2	2
37	5	3	9	6	33	14	1	6	2
38	1	0	20	8	17	14	2	1	2
39	0	3	5	3	15	2	0	0	1
40	1	2	4	3	8	4	0	0	0
Totals	22	19	121	152	439	126	31	31	11

THE NUMBER OF FLORIDA CAREER CRIMINAL FELONY ARRESTS OVER TIME

Number of Felony Arrests	Prior To 1970	1970- 1974	1975- 1979	1980	1981	1982	1983	1984	1985	1986
0	127	84	49	109	89	99	91	108	108	106
1	8	20	35	31	37	29	47	26	24	28
2	6	23	31	11	12	15	9	8	12	8
3	6	13	18	0	7	4	2	6	6	5
4	3	4	10	0	5	4	2	2	1	2
5	1	3	5	0	0	0	0	0	0	2
6	0	2	3	0	1	0	0	1	0	0
7	0	2	0	0	0	0	0	0	0	0
8	0	0	0	0	0	0	0	0	0	0
9	0	0	0	0	0	0	0	0	0	0
10 or more	0	0	0	0	0	0	0	0	0	0
TOTAL	55	162	234	53	108	87	79	74	72	77

JUDICIAL CIRCUIT FOUR
(Clay, Duval, Nassau)

**TOTAL AND AVERAGE NUMBER OF CHARGES FOR FLORIDA CAREER CRIMINALS
BY SPECIFIC CRIME TYPE**

	Homicide	Rape	Robbery	Aggrav. Assault	Burglary	Auto Theft	Stolen Property	Drugs/ Sale	Drugs/ Possn.
Total	328	340	1,699	968	4,286	825	156	325	289
Average	.25	.26	1.28	.73	3.22	.62	.12	.24	.22

NUMBER OF CHARGES COMMITTED BY CRIME TYPE AND AGE

Age	Homicide	Rape	Robbery	Aggrav. Assault	Burglary	Auto Theft	Stolen Property	Drugs/ Sale	Drugs/ Possn.
19	0	0	0	0	0	0	0	0	0
20	0	0	0	5	14	7	1	0	0
21	0	0	8	1	17	7	1	0	0
22	3	1	6	6	34	6	4	2	0
23	3	4	11	8	63	14	10	3	0
24	1	1	14	11	54	9	3	4	0
25	10	12	50	47	180	14	3	1	1
26	3	5	40	25	121	9	5	3	2
27	3	11	69	33	247	34	11	16	7
28	10	21	78	46	261	26	9	11	1
29	4	11	53	42	200	20	4	13	3
30	9	12	79	34	236	28	5	12	6
31	12	29	93	81	267	60	11	43	24
32	18	33	93	55	303	61	12	26	16
33	27	28	129	70	361	59	9	26	30
34	48	27	134	101	380	73	6	18	21
35	30	17	116	67	302	59	9	14	23
36	25	28	136	59	330	69	14	30	23
37	36	22	170	93	272	87	11	22	32
38	35	28	156	59	270	83	10	24	25
39	21	17	136	68	210	56	6	21	36
40	25	28	123	57	164	44	7	36	34
Totals	328	340	1,699	968	4,286	825	156	325	289

THE NUMBER OF FLORIDA CAREER CRIMINAL FELONY ARRESTS OVER TIME

Number of Felony Arrests	Prior To 1970	1970- 1974	1975- 1979	1980	1981	1982	1983	1984	1985	1986
0	1,076	517	249	952	944	910	949	953	978	983
1	111	167	274	221	259	279	233	240	231	244
2	66	167	284	107	82	101	98	90	69	74
3	43	153	214	36	34	30	36	32	41	25
4	17	133	138	10	9	7	11	11	10	4
5	10	79	94	4	2	3	3	4	2	0
6	5	54	44	1	0	1	1	1	0	1
7	3	26	14	0	0	0	0	0	0	0
8	0	17	12	0	0	0	0	0	0	0
9	0	3	7	0	1	0	0	0	0	0
10 or more	0	10	4	0	0	0	0	0	0	0
TOTAL	541	2,716	3,056	609	580	620	602	586	542	489

JUDICIAL CIRCUIT FIVE
(Citrus, Hernando, Lake, Marion, Sumter)

**TOTAL AND AVERAGE NUMBER OF CHARGES FOR FLORIDA CAREER CRIMINALS
BY SPECIFIC CRIME TYPE**

	Homicide	Rape	Robbery	Aggrav. Assault	Burglary	Auto Theft	Stolen Property	Drugs/ Sale	Drugs/ Possn.
Total	48	72	396	318	1,442	259	109	131	56
Average	.12	.18	.97	.78	3.54	.64	.27	.32	.14

NUMBER OF CHARGES COMMITTED BY CRIME TYPE AND AGE

Age	Homicide	Rape	Robbery	Aggrav. Assault	Burglary	Auto Theft	Stolen Property	Drugs/ Sale	Drugs/ Possn.
19	0	0	0	1	7	2	4	0	0
20	0	0	1	0	1	0	0	0	0
21	0	2	0	3	12	0	1	3	0
22	0	1	8	3	15	4	2	15	0
23	0	2	5	3	34	5	1	1	0
24	0	2	13	11	106	14	9	2	1
25	1	2	14	14	138	18	10	3	2
26	0	4	24	18	69	6	0	5	0
27	1	0	27	23	118	13	8	11	0
28	1	0	11	17	76	13	3	6	0
29	4	2	33	23	93	12	8	7	5
30	2	1	34	21	61	12	11	5	2
31	3	5	35	13	75	14	3	5	1
32	1	5	25	29	69	24	2	12	7
33	4	10	24	22	71	21	7	4	5
34	3	3	17	12	92	19	16	6	2
35	10	11	43	22	117	13	8	19	10
36	3	10	13	25	54	10	2	1	0
37	7	1	25	17	39	10	1	10	2
38	5	5	15	19	119	24	1	15	15
39	2	3	18	13	37	17	4	1	4
40	1	2	11	9	39	8	2	0	0
Totals	48	72	396	318	1,442	259	109	131	56

THE NUMBER OF FLORIDA CAREER CRIMINAL FELONY ARRESTS OVER TIME

Number of Felony Arrests	Prior To 1970	1970- 1974	1975- 1979	1980	1981	1982	1983	1984	1985	1986
0	357	234	136	263	265	248	265	254	266	270
1	19	51	78	86	74	89	84	78	85	81
2	14	53	74	35	43	41	25	53	32	29
3	6	35	55	9	17	17	23	13	15	17
4	6	20	33	5	4	6	8	7	6	7
5	3	9	18	3	3	3	2	1	3	3
6	1	1	3	0	0	2	0	1	0	0
7	1	1	3	0	1	1	0	0	0	0
8	0	1	4	1	0	0	0	0	0	0
9	0	1	3	0	0	0	0	0	0	0
10 or more	0	1	0	0	0	0	0	0	0	0
TOTAL	117	427	711	226	249	230	245	262	233	233

**JUDICIAL CIRCUIT SIX
(Pasco, Pinellas)**

**TOTAL AND AVERAGE NUMBER OF CHARGES FOR FLORIDA CAREER CRIMINALS
BY SPECIFIC CRIME TYPE**

	Homicide	Rape	Robbery	Aggrav. Assault	Burglary	Auto Theft	Stolen Property	Drugs/ Sale	Drugs/ Possn.
Total	135	229	1,033	964	3,490	668	159	672	373
Average	.12	.20	.89	.83	3.02	.58	.14	.58	.32

NUMBER OF CHARGES COMMITTED BY CRIME TYPE AND AGE

Age	Homicide	Rape	Robbery	Aggrav. Assault	Burglary	Auto Theft	Stolen Property	Drugs/ Sale	Drugs/ Possn.
19	0	0	0	0	6	2	0	0	0
20	0	0	1	1	29	3	0	1	0
21	0	1	13	5	24	6	2	0	0
22	0	1	16	13	76	6	4	7	0
23	4	4	10	22	115	29	5	21	1
24	1	3	22	25	72	14	5	11	3
25	4	1	43	19	177	18	12	9	0
26	1	0	25	30	115	19	19	15	1
27	3	17	30	73	166	30	3	26	7
28	7	6	40	61	129	27	11	27	3
29	10	13	63	44	182	30	7	22	7
30	7	11	59	59	174	31	7	61	10
31	3	21	61	67	249	41	6	45	18
32	13	21	99	68	262	51	20	55	28
33	14	14	63	67	224	47	4	41	23
34	13	34	103	75	275	42	10	82	52
35	11	23	72	32	226	58	7	41	32
36	3	10	58	46	241	38	16	55	39
37	11	11	73	48	188	34	6	53	53
38	12	13	84	67	224	60	2	30	30
39	5	18	48	36	180	30	3	40	38
40	8	7	45	56	156	47	5	30	28
Totals	135	229	1,033	964	3,490	668	159	672	373

THE NUMBER OF FLORIDA CAREER CRIMINAL FELONY ARRESTS OVER TIME

Number of Felony Arrests	Prior To 1970	1970- 1974	1975- 1979	1980	1981	1982	1983	1984	1985	1986
0	975	578	312	835	793	774	777	782	760	786
1	68	164	241	227	253	236	235	216	239	227
2	56	153	226	72	75	99	89	101	109	89
3	29	129	174	15	29	41	42	39	30	33
4	10	55	115	5	5	5	11	12	14	13
5	8	43	53	0	0	1	1	4	3	6
6	2	17	22	1	1	0	1	1	0	2
7	4	3	6	0	0	0	0	1	1	0
8	2	7	5	1	0	0	0	0	0	0
9	1	2	1	0	0	0	0	0	0	0
10 or more	1	0	1	0	0	0	0	0	0	0
TOTAL	422	1,524	2,173	450	516	582	594	616	625	598

JUDICIAL CIRCUIT SEVEN
(Flagler, Putnam, St. Johns, Volusia)

**TOTAL AND AVERAGE NUMBER OF CHARGES FOR FLORIDA CAREER CRIMINALS
BY SPECIFIC CRIME TYPE**

	Homicide	Rape	Robbery	Aggrav. Assault	Burglary	Auto Theft	Stolen Property	Drugs/ Sale	Drugs/ Possn.
Total	91	122	486	435	1,470	311	85	197	105
Average	.20	.26	1.05	.94	3.17	.67	.18	.42	.23

NUMBER OF CHARGES COMMITTED BY CRIME TYPE AND AGE

Age	Homicide	Rape	Robbery	Aggrav. Assault	Burglary	Auto Theft	Stolen Property	Drugs/ Sale	Drugs/ Possn.
19	0	0	0	0	0	0	0	0	0
20	0	0	0	0	1	0	6	0	0
21	0	0	2	1	9	0	1	1	0
22	0	0	6	3	36	2	0	0	0
23	2	1	14	3	24	2	0	3	0
24	0	2	10	15	38	13	3	1	0
25	1	0	17	18	48	4	2	3	1
26	13	4	28	32	69	24	4	8	3
27	6	4	37	24	75	21	5	11	1
28	0	11	36	34	109	5	8	20	13
29	2	4	32	25	95	16	5	10	1
30	5	3	14	16	106	16	8	4	3
31	8	9	31	27	87	17	5	15	7
32	5	5	34	25	117	13	7	14	11
33	4	9	40	23	102	24	4	21	11
34	7	10	22	30	126	27	6	11	6
35	13	15	35	48	80	29	6	12	8
36	3	7	25	32	67	29	0	21	16
37	5	14	36	29	73	28	1	9	5
38	5	9	17	11	63	15	2	3	0
39	9	10	33	20	78	9	2	10	10
40	3	5	17	19	62	11	10	15	9
Totals	91	122	486	435	1,470	311	85	197	105

THE NUMBER OF FLORIDA CAREER CRIMINAL FELONY ARRESTS OVER TIME

Number of Felony Arrests	Prior To 1970	1970- 1974	1975- 1979	1980	1981	1982	1983	1984	1985	1986
0	402	257	137	295	310	285	302	300	285	305
1	20	59	116	110	103	109	110	95	105	100
2	15	62	86	33	33	49	34	46	47	36
3	19	35	67	12	15	12	13	13	18	15
4	4	24	27	11	3	5	3	9	9	4
5	3	9	12	3	0	2	2	1	0	3
6	0	7	14	0	0	1	0	0	0	1
7	1	6	2	0	0	0	0	0	0	0
8	0	3	1	0	0	1	0	0	0	0
9	0	2	0	0	0	0	0	0	0	0
10 or more	0	0	2	0	0	0	0	0	0	0
TOTAL	145	55	786	271	226	287	239	267	289	254

JUDICIAL CIRCUIT EIGHT
(Alachua, Baker, Bradford, Gilchrist, Levy, Union)

**TOTAL AND AVERAGE NUMBER OF CHARGES FOR FLORIDA CAREER CRIMINALS
BY SPECIFIC CRIME TYPE**

	Homicide	Rape	Robbery	Aggrav. Assault	Burglary	Auto Theft	Stolen Property	Drugs/ Sale	Drugs/ Possn.
Total	80	100	430	384	1,111	252	47	80	48
Average	.22	.28	1.20	1.07	3.10	.70	.13	.22	.13

NUMBER OF CHARGES COMMITTED BY CRIME TYPE AND AGE

Age	Homicide	Rape	Robbery	Aggrav. Assault	Burglary	Auto Theft	Stolen Property	Drugs/ Sale	Drugs/ Possn.
19	0	0	0	0	0	0	0	0	0
20	1	0	1	3	1	0	0	0	0
21	0	0	1	3	4	0	0	0	0
22	0	0	1	0	6	1	0	1	0
23	4	4	3	6	5	2	0	0	0
24	1	0	3	14	13	5	3	0	2
25	2	2	24	15	42	7	2	7	0
26	0	3	13	24	41	8	5	4	0
27	4	7	17	36	70	5	3	6	0
28	3	6	14	9	73	6	1	0	1
29	2	3	33	23	55	3	0	0	0
30	6	1	13	32	53	22	0	0	2
31	3	5	20	22	52	9	3	3	3
32	5	0	20	25	83	15	5	7	3
33	3	1	61	26	121	13	0	10	4
34	7	4	29	17	83	16	0	1	6
35	3	13	41	35	134	32	6	7	2
36	6	5	45	24	55	24	1	9	5
37	7	11	25	17	69	20	3	10	7
38	4	13	25	19	56	20	1	7	8
39	4	10	24	21	54	20	1	2	1
40	5	3	17	13	41	24	1	6	4
Totals	80	100	430	384	1,111	252	47	80	48

THE NUMBER OF FLORIDA CAREER CRIMINAL FELONY ARRESTS OVER TIME

Number of Felony Arrests	Prior To 1970	1970- 1974	1975- 1979	1980	1981	1982	1983	1984	1985	1986
0	285	158	92	248	244	238	242	238	267	253
1	20	61	73	69	71	83	83	74	56	69
2	30	45	72	26	32	27	26	29	23	26
3	17	44	56	13	10	7	7	11	9	4
4	3	23	35	1	1	1	0	6	1	6
5	1	13	16	0	0	2	0	0	0	0
6	2	9	8	0	0	0	0	0	2	0
7	0	3	5	1	0	0	0	0	0	0
8	0	2	0	0	0	0	0	0	0	0
9	0	0	1	0	0	0	0	0	0	0
10 or more	0	0	0	0	0	0	0	0	0	0
TOTAL	160	531	697	171	169	172	156	189	145	157

JUDICIAL CIRCUIT NINE
(Orange, Osceola)

**TOTAL AND AVERAGE NUMBER OF CHARGES FOR FLORIDA CAREER CRIMINALS
BY SPECIFIC CRIME TYPE**

	Homicide	Rape	Robbery	Aggrav. Assault	Burglary	Auto Theft	Stolen Property	Drugs/ Sale	Drugs/ Possn.
Total	120	151	674	678	2,360	553	106	247	104
Average	.16	.20	.90	.90	3.14	.74	.14	.33	.14

NUMBER OF CHARGES COMMITTED BY CRIME TYPE AND AGE

Age	Homicide	Rape	Robbery	Aggrav. Assault	Burglary	Auto Theft	Stolen Property	Drugs/ Sale	Drugs/ Possn.
19	0	0	3	0	1	1	0	0	0
20	0	0	1	0	5	0	0	0	0
21	1	0	2	1	21	5	1	0	0
22	2	0	12	7	34	8	1	2	0
23	3	4	12	20	81	22	3	11	0
24	1	3	6	9	94	21	6	0	1
25	3	4	36	31	156	35	7	9	2
26	2	0	22	17	100	26	10	11	1
27	4	5	35	41	173	25	2	15	2
28	5	15	21	44	132	31	6	13	0
29	4	6	38	36	120	22	2	4	5
30	3	5	34	42	143	19	6	20	5
31	7	5	54	38	159	41	18	18	11
32	11	15	49	59	169	41	4	12	9
33	8	4	37	51	137	29	9	27	8
34	13	11	36	37	148	35	7	17	11
35	7	13	47	39	142	28	5	17	4
36	3	10	44	44	119	13	11	21	6
37	9	6	53	43	113	32	1	19	16
38	15	13	34	43	124	55	5	7	9
39	12	10	43	35	70	21	0	7	10
40	7	22	55	41	119	43	2	17	4
Totals	120	151	674	678	2,360	553	106	247	104

THE NUMBER OF FLORIDA CAREER CRIMINAL FELONY ARRESTS OVER TIME

Number of Felony Arrests	Prior To 1970	1970- 1974	1975- 1979	1980	1981	1982	1983	1984	1985	1986
0	623	417	224	485	483	456	501	503	493	516
1	61	89	168	169	161	155	141	145	166	135
2	27	95	153	69	70	93	72	69	65	67
3	17	57	104	19	25	36	22	21	21	25
4	18	46	61	7	8	8	12	12	4	6
5	3	33	17	2	4	3	3	1	2	2
6	3	6	12	1	0	1	0	1	1	1
7	0	4	10	0	1	0	1	0	0	0
8	0	2	2	0	0	0	0	0	0	0
9	0	1	1	0	0	0	0	0	0	0
10 or more	0	2	0	0	0	0	0	0	0	0
TOTAL	271	911	1,282	408	435	502	421	405	391	384

JUDICIAL CIRCUIT TEN
(Hardee, Highlands, Polk)

**TOTAL AND AVERAGE NUMBER OF CHARGES FOR FLORIDA CAREER CRIMINALS
BY SPECIFIC CRIME TYPE**

	Homicide	Rape	Robbery	Aggrav. Assault	Burglary	Auto Theft	Stolen Property	Drugs/ Sale	Drugs/ Possn.
Total	100	114	571	604	1,969	396	109	224	73
Average	.18	.20	1.01	1.06	3.47	.70	.19	.39	.13

NUMBER OF CHARGES COMMITTED BY CRIME TYPE AND AGE

Age	Homicide	Rape	Robbery	Aggrav. Assault	Burglary	Auto Theft	Stolen Property	Drugs/ Sale	Drugs/ Possn.
19	0	0	2	1	2	0	0	0	0
20	0	0	0	0	14	0	0	0	0
21	2	1	4	1	16	4	8	0	0
22	0	0	3	3	11	3	5	2	0
23	0	1	3	4	51	3	8	0	0
24	1	0	21	18	55	13	6	4	0
25	0	0	25	17	85	7	11	3	0
26	2	2	10	19	86	8	4	11	0
27	3	3	29	22	142	15	14	29	2
28	3	1	22	54	67	12	14	4	1
29	5	5	56	55	110	18	4	17	6
30	2	5	33	39	77	26	1	5	2
31	8	12	26	15	132	22	4	23	6
32	7	9	63	36	137	23	1	18	9
33	4	6	36	24	133	25	6	15	6
34	9	13	46	36	123	34	4	13	9
35	8	3	30	56	144	26	5	19	2
36	3	10	24	26	77	26	3	5	1
37	8	11	30	54	160	30	4	26	13
38	10	8	39	39	128	34	3	15	10
39	20	17	32	45	121	41	3	9	6
40	5	7	37	40	98	26	1	1	0
Totals	100	114	571	604	1,969	396	109	224	73

THE NUMBER OF FLORIDA CAREER CRIMINAL FELONY ARRESTS OVER TIME

Number of Felony Arrests	Prior To 1970	1970- 1974	1975- 1979	1980	1981	1982	1983	1984	1985	1986
0	450	294	134	371	388	378	403	387	406	412
1	50	79	125	104	117	107	88	95	83	77
2	32	77	107	56	47	66	51	61	47	32
3	14	48	80	28	10	12	15	13	20	24
4	10	39	63	6	5	4	5	8	8	13
5	5	13	29	3	1	1	4	2	4	3
6	4	9	112	0	0	0	2	2	0	4
7	0	2	6	0	0	0	0	0	0	2
8	1	5	7	0	0	0	0	0	0	0
9	1	1	4	0	0	0	0	0	0	1
10 or more	1	1	1	0	0	0	0	0	0	0
TOTAL	272	737	1,192	339	266	296	287	310	289	327

**JUDICIAL CIRCUIT ELEVEN
(Dade)**

**TOTAL AND AVERAGE NUMBER OF CHARGES FOR FLORIDA CAREER CRIMINALS
BY SPECIFIC CRIME TYPE**

	Homicide	Rape	Robbery	Aggrav. Assault	Burglary	Auto Theft	Stolen Property	Drugs/ Sale	Drugs/ Possn.
Total	533	296	3,340	2,233	7,948	1,981	112	456	936
Average	.29	.16	1.81	1.21	4.30	1.07	.06	.25	.51

NUMBER OF CHARGES COMMITTED BY CRIME TYPE AND AGE

Age	Homicide	Rape	Robbery	Aggrav. Assault	Burglary	Auto Theft	Stolen Property	Drugs/ Sale	Drugs/ Possn.
19	0	0	0	0	0	0	0	0	0
20	0	0	0	0	0	0	0	0	0
21	0	1	9	17	20	5	1	4	0
22	0	1	35	27	47	17	0	2	3
23	4	8	57	32	129	30	1	13	1
24	5	4	77	37	157	54	2	9	0
25	5	6	142	72	268	54	4	17	9
26	9	6	125	71	250	45	1	13	21
27	11	8	141	69	290	77	1	15	23
28	23	9	107	111	313	93	5	6	32
29	25	14	130	113	576	38	11	35	39
30	16	5	106	129	409	62	9	14	30
31	23	13	163	159	582	121	6	23	49
32	39	20	217	192	560	173	12	43	74
33	34	20	273	162	578	175	10	36	76
34	55	25	229	162	624	160	7	44	92
35	42	13	308	134	704	173	14	31	70
36	54	31	274	152	699	214	6	28	90
37	51	34	305	157	578	151	1	33	120
38	41	17	210	145	418	82	8	26	73
39	57	32	269	160	392	96	8	31	69
40	39	24	158	82	354	111	5	24	56
Totals	533	296	3,340	2,233	7,948	1,981	112	456	936

THE NUMBER OF FLORIDA CAREER CRIMINAL FELONY ARRESTS OVER TIME

Number of Felony Arrests	Prior To 1970	1970- 1974	1975- 1979	1980	1981	1982	1983	1984	1985	1986
0	1,439	749	366	1,211	1,153	1,235	1,283	1,263	1,253	1,305
1	172	236	320	399	405	410	359	381	373	324
2	122	225	365	143	198	140	156	146	142	122
3	56	213	297	61	70	36	38	35	52	62
4	35	153	206	25	16	19	10	17	21	23
5	8	133	124	6	4	3	0	4	5	7
6	12	53	82	1	1	4	1	1	1	3
7	2	43	37	1	0	0	0	0	0	1
8	1	22	20	0	0	0	0	0	0	0
9	0	8	12	0	0	0	0	0	0	0
10 or more	0	12	18	0	0	0	0	0	0	0
TOTAL	858	3,607	4,601	1,011	1,101	913	831	872	928	906

JUDICIAL CIRCUIT TWELVE
(DeSoto, Manatee, Sarasota)

**TOTAL AND AVERAGE NUMBER OF CHARGES FOR FLORIDA CAREER CRIMINALS
BY SPECIFIC CRIME TYPE**

	Homicide	Rape	Robbery	Aggrav. Assault	Burglary	Auto Theft	Stolen Property	Drugs/ Sale	Drugs/ Possn.
Total	43	74	346	266	1,163	315	48	114	39
Average	.12	.21	.97	.74	3.25	.88	.13	.32	.11

NUMBER OF CHARGES COMMITTED BY CRIME TYPE AND AGE

Age	Homicide	Rape	Robbery	Aggrav. Assault	Burglary	Auto Theft	Stolen Property	Drugs/ Sale	Drugs/ Possn.
19	0	0	0	0	3	4	0	0	0
20	0	0	1	1	4	3	0	1	0
21	0	0	1	3	49	5	0	2	0
22	0	2	9	5	45	20	0	3	0
23	0	0	1	5	11	3	0	1	0
24	0	0	3	3	30	1	1	1	0
25	1	3	21	9	48	16	1	2	0
26	1	2	11	9	43	16	6	1	0
27	0	1	13	14	47	7	4	1	0
28	0	8	15	22	55	11	3	9	1
29	9	6	40	34	76	15	3	6	3
30	0	1	2	5	55	32	1	1	0
31	4	8	46	30	109	20	7	20	10
32	3	3	40	25	112	25	3	14	2
33	2	7	30	12	84	26	3	6	4
34	4	10	25	7	83	26	7	6	3
35	3	7	21	9	38	21	1	9	3
36	3	7	21	14	54	15	1	15	4
37	3	5	20	21	93	14	5	6	2
38	2	3	6	8	62	25	1	8	2
39	6	0	12	9	45	8	0	0	3
40	2	1	8	21	17	2	1	2	2
Totals	43	74	346	266	1,163	315	48	114	39

THE NUMBER OF FLORIDA CAREER CRIMINAL FELONY ARRESTS OVER TIME

Number of Felony Arrests	Prior To 1970	1970- 1974	1975- 1979	1980	1981	1982	1983	1984	1985	1986
0	303	186	93	242	222	227	254	236	244	246
1	18	52	74	64	78	71	74	71	62	66
2	12	46	72	30	40	39	21	25	29	26
3	16	36	46	15	12	15	6	15	20	12
4	5	13	42	5	2	5	2	8	7	4
5	1	13	13	2	3	1	1	2	1	4
6	1	5	9	0	1	0	0	1	1	0
7	1	2	4	0	0	0	0	0	0	0
8	0	3	4	0	0	0	0	0	0	0
9	0	1	1	0	0	0	0	0	0	0
10 or more	1	1	0	0	0	0	0	0	0	0
TOTAL	139	457	712	199	223	219	147	214	197	190

JUDICIAL CIRCUIT THIRTEEN
(Hillsborough)

**TOTAL AND AVERAGE NUMBER OF CHARGES FOR FLORIDA CAREER CRIMINALS
BY SPECIFIC CRIME TYPE**

	Homicide	Rape	Robbery	Aggrav. Assault	Burglary	Auto Theft	Stolen Property	Drugs/ Sale	Drugs/ Possn.
Total	286	330	2,083	1,660	5,206	1,369	233	915	550
Average	.18	.21	1.32	1.05	3.30	.87	.15	.58	.35

NUMBER OF CHARGES COMMITTED BY CRIME TYPE AND AGE

Age	Homicide	Rape	Robbery	Aggrav. Assault	Burglary	Auto Theft	Stolen Property	Drugs/ Sale	Drugs/ Possn.
19	0	0	4	4	6	4	2	1	0
20	0	0	2	2	15	9	0	0	0
21	0	2	12	18	73	19	9	7	0
22	7	8	28	28	72	27	5	16	1
23	7	4	54	64	192	27	13	30	2
24	6	6	85	51	168	50	13	22	5
25	6	8	85	76	221	56	3	47	5
26	14	6	120	91	290	62	16	52	8
27	11	13	137	99	291	85	16	37	11
28	14	13	98	92	313	73	18	91	12
29	3	12	87	94	304	52	16	63	14
30	4	15	97	99	282	49	10	55	23
31	20	10	157	100	336	91	21	52	24
32	13	25	93	121	285	67	12	76	47
33	21	14	144	79	399	111	13	52	63
34	18	64	179	78	300	106	10	53	44
35	31	22	125	128	288	85	22	49	59
36	27	37	149	97	334	79	10	70	56
37	26	12	122	90	253	86	6	36	46
38	23	22	89	74	294	81	3	27	38
39	8	14	100	75	293	75	6	25	42
40	27	23	116	100	197	75	9	54	50
Totals	286	330	2,083	1,660	5,206	1,369	233	915	550

THE NUMBER OF FLORIDA CAREER CRIMINAL FELONY ARRESTS OVER TIME

Number of Felony Arrests	Prior To 1970	1970- 1974	1975- 1979	1980	1981	1982	1983	1984	1985	1986
0	1,290	840	444	1,044	1,020	951	973	959	970	990
1	102	219	307	336	326	364	340	307	320	290
2	74	170	264	135	170	158	166	177	165	164
3	49	146	246	48	38	66	70	89	73	71
4	26	102	158	10	16	26	21	27	29	34
5	18	35	82	6	6	11	6	12	10	21
6	8	25	43	0	1	2	3	3	7	4
7	5	26	23	0	2	1	0	3	3	2
8	0	9	6	0	0	0	0	1	1	1
9	1	4	3	0	0	0	0	1	1	2
10 or more	6	3	3	0	0	0	0	0	0	0
TOTAL	755	2,054	3,140	820	894	1,056	1,014	1,152	1,115	1,136

JUDICIAL CIRCUIT FOURTEEN
(Bay, Calhoun, Gulf, Holmes, Jackson, Washington)

**TOTAL AND AVERAGE NUMBER OF CHARGES FOR FLORIDA CAREER CRIMINALS
BY SPECIFIC CRIME TYPE**

	Homicide	Rape	Robbery	Aggrav. Assault	Burglary	Auto Theft	Stolen Property	Drugs/ Sale	Drugs/ Possn.
Total	20	17	127	130	503	101	23	62	25
Average	.13	.11	.79	.81	3.14	.63	.14	.39	.16

NUMBER OF CHARGES COMMITTED BY CRIME TYPE AND AGE

Age	Homicide	Rape	Robbery	Aggrav. Assault	Burglary	Auto Theft	Stolen Property	Drugs/ Sale	Drugs/ Possn.
19	0	0	0	0	0	0	0	0	0
20	0	0	0	0	0	0	0	0	0
21	0	1	0	5	0	0	0	0	0
22	0	1	1	3	10	1	0	0	0
23	1	0	1	7	14	2	0	2	0
24	2	0	12	14	16	6	2	1	0
25	0	2	15	4	64	5	2	2	0
26	0	0	0	3	19	1	1	4	0
27	2	1	12	6	24	2	6	1	1
28	1	1	1	6	20	0	1	2	2
29	0	0	2	8	14	1	2	6	0
30	1	0	2	13	33	9	0	2	0
31	2	1	9	6	41	2	1	4	0
32	0	3	3	6	41	12	2	0	0
33	4	1	11	11	29	4	0	11	5
34	0	1	7	2	16	3	0	4	4
35	0	0	4	6	32	13	0	8	0
36	2	0	19	6	22	15	1	1	1
37	3	2	13	5	42	3	1	12	9
38	0	0	0	1	9	3	1	0	1
39	0	2	8	8	27	6	0	1	1
40	2	1	7	10	30	8	3	1	1
Totals	20	17	127	130	503	101	23	62	25

THE NUMBER OF FLORIDA CAREER CRIMINAL FELONY ARRESTS OVER TIME

Number of Felony Arrests	Prior To 1970	1970- 1974	1975- 1979	1980	1981	1982	1983	1984	1985	1986
0	133	87	51	117	111	112	105	107	109	112
1	10	30	32	29	29	24	30	36	33	26
2	12	14	30	12	17	18	18	8	13	14
3	3	13	26	1	2	3	6	2	4	6
4	1	9	12	1	0	3	0	4	1	2
5	1	3	4	0	0	0	0	2	0	0
6	0	2	3	0	1	0	1	1	0	0
7	0	2	1	0	0	0	0	0	0	0
8	0	0	1	0	0	0	0	0	0	0
9	0	0	0	0	0	0	0	0	0	0
10 or more	0	0	0	0	0	0	0	0	0	0
TOTAL	52	174	271	60	75	81	90	90	75	80

**JUDICIAL CIRCUIT FIFTEEN
(Palm Beach)**

**TOTAL AND AVERAGE NUMBER OF CHARGES FOR FLORIDA CAREER CRIMINALS
BY SPECIFIC CRIME TYPE**

	Homicide	Rape	Robbery	Aggrav. Assault	Burglary	Auto Theft	Stolen Property	Drugs/ Sale	Drugs/ Possn.
Total	168	217	1,202	965	3,846	618	209	496	478
Average	.18	.24	1.31	1.05	4.19	.67	.23	.54	.52

NUMBER OF CHARGES COMMITTED BY CRIME TYPE AND AGE

Age	Homicide	Rape	Robbery	Aggrav. Assault	Burglary	Auto Theft	Stolen Property	Drugs/ Sale	Drugs/ Possn.
19	0	0	0	0	0	0	0	0	0
20	0	0	0	0	24	0	1	0	0
21	1	0	11	4	43	1	3	0	0
22	2	2	15	14	57	12	2	3	0
23	4	4	22	26	111	20	6	11	1
24	3	5	46	41	191	24	11	12	4
25	15	5	49	28	132	30	14	23	4
26	5	3	47	39	125	36	15	13	6
27	4	4	38	37	170	25	27	21	11
28	4	5	36	36	146	27	4	18	4
29	7	11	59	57	152	29	7	21	31
30	2	13	72	50	198	31	13	27	14
31	4	11	63	77	311	41	9	35	19
32	4	10	63	46	203	24	12	25	26
33	9	28	116	103	299	47	23	40	40
34	13	28	83	55	251	57	10	24	27
35	25	17	94	86	375	34	11	49	69
36	11	16	99	65	257	37	7	37	55
37	21	19	102	54	256	38	18	34	47
38	16	19	98	66	200	35	8	42	57
39	5	8	49	31	191	37	4	30	37
40	13	9	40	51	154	33	4	31	26
Totals	168	217	1,202	965	3,846	618	209	496	478

THE NUMBER OF FLORIDA CAREER CRIMINAL FELONY ARRESTS OVER TIME

Number of Felony Arrests	Prior To 1970	1970- 1974	1975- 1979	1980	1981	1982	1983	1984	1985	1986
0	762	424	245	606	564	589	594	570	580	605
1	56	104	141	183	190	189	178	189	175	164
2	43	109	148	90	99	90	81	96	94	89
3	27	75	137	22	44	30	37	37	46	38
4	16	75	111	9	16	15	19	15	15	13
5	9	61	64	3	4	3	5	6	5	6
6	3	34	34	4	0	0	2	4	1	1
7	0	11	11	0	0	1	1	0	1	1
8	0	9	14	0	0	0	0	0	0	0
9	0	4	6	0	0	0	0	0	0	0
10 or more	1	11	6	0	0	0	0	0	0	0
TOTAL	360	1,663	2,132	504	604	541	571	606	599	551

JUDICIAL CIRCUIT SIXTEEN
(Monroe)

**TOTAL AND AVERAGE NUMBER OF CHARGES FOR FLORIDA CAREER CRIMINALS
BY SPECIFIC CRIME TYPE**

	Homicide	Rape	Robbery	Aggrav. Assault	Burglary	Auto Theft	Stolen Property	Drugs/ Sale	Drugs/ Possn.
Total	16	11	88	84	222	36	11	17	12
Average	.25	.17	1.35	1.29	3.42	.55	.17	.26	.18

NUMBER OF CHARGES COMMITTED BY CRIME TYPE AND AGE

Age	Homicide	Rape	Robbery	Aggrav. Assault	Burglary	Auto Theft	Stolen Property	Drugs/ Sale	Drugs/ Possn.
19	0	0	0	0	0	0	0	0	0
20	0	0	0	0	0	0	0	0	0
21	0	0	0	1	4	0	0	0	1
22	0	0	0	0	0	0	0	0	0
23	0	0	0	0	6	0	0	0	0
24	0	1	6	9	5	0	2	0	1
25	0	0	4	5	1	0	1	0	0
26	0	0	0	0	1	0	0	0	0
27	1	2	2	8	15	5	0	3	2
28	0	0	0	0	5	0	0	0	0
29	3	1	4	4	17	1	0	0	0
30	2	0	7	9	23	1	2	4	1
31	1	0	5	4	26	1	1	1	1
32	2	1	2	9	20	1	0	3	1
33	2	1	6	7	26	2	2	0	0
34	1	0	2	18	21	7	0	2	3
35	0	3	0	3	8	0	1	1	1
36	0	1	8	0	4	1	0	0	0
37	0	0	3	0	10	0	2	2	1
38	1	0	19	3	14	3	0	0	0
39	1	0	2	2	9	9	0	0	0
40	2	1	18	2	7	5	0	1	0
Totals	16	11	88	84	222	36	11	17	12

THE NUMBER OF FLORIDA CAREER CRIMINAL FELONY ARRESTS OVER TIME

Number of Felony Arrests	Prior To 1970	1970- 1974	1975- 1979	1980	1981	1982	1983	1984	1985	1986
0	55	33	20	42	41	43	45	42	42	46
1	4	7	12	16	17	12	13	17	13	12
2	2	4	12	7	4	7	4	4	5	2
3	1	8	8	0	3	2	3	2	4	4
4	1	7	9	0	0	0	0	0	1	1
5	1	0	1	0	0	1	0	0	0	0
6	0	3	2	0	0	0	0	0	0	0
7	0	0	0	0	0	0	0	0	0	0
8	0	1	0	0	0	0	0	0	0	0
9	0	2	1	0	0	0	0	0	0	0
10 or more	1	0	0	0	0	0	0	0	0	0
TOTAL	33	111	122	30	34	37	30	31	39	32

**JUDICIAL CIRCUIT SEVENTEEN
(Broward)**

**TOTAL AND AVERAGE NUMBER OF CHARGES FOR FLORIDA CAREER CRIMINALS
BY SPECIFIC CRIME TYPE**

	Homicide	Rape	Robbery	Aggrav. Assault	Burglary	Auto Theft	Stolen Property	Drugs/ Sale	Drugs/ Possn.
Total	103	100	933	678	2,446	645	54	316	333
Average	.13	.12	1.15	.84	3.02	.80	.07	.39	.41

NUMBER OF CHARGES COMMITTED BY CRIME TYPE AND AGE

Age	Homicide	Rape	Robbery	Aggrav. Assault	Burglary	Auto Theft	Stolen Property	Drugs/ Sale	Drugs/ Possn.
19	0	0	0	0	0	0	0	0	0
20	0	0	0	0	0	0	0	0	0
21	0	0	2	0	3	0	0	0	0
22	0	0	0	5	17	1	0	3	3
23	1	0	2	4	11	2	0	2	0
24	0	0	4	5	23	10	0	3	0
25	2	1	23	16	36	14	2	8	0
26	0	4	21	15	67	26	4	13	5
27	3	2	24	20	60	19	2	5	7
28	0	4	19	30	92	23	1	6	4
29	1	3	31	25	133	17	0	15	14
30	5	3	48	38	129	30	1	19	13
31	4	7	52	37	142	15	4	22	20
32	15	4	116	77	313	97	9	39	33
33	7	11	109	57	199	65	4	23	41
34	14	5	103	61	206	61	5	27	31
35	12	12	76	50	225	61	6	39	43
36	3	6	83	48	158	49	3	27	32
37	9	5	68	60	176	53	4	21	26
38	17	14	64	52	189	40	4	8	14
39	4	12	34	45	156	39	3	20	25
40	6	7	54	33	111	23	2	16	22
Totals	103	100	933	678	2,446	645	54	316	333

THE NUMBER OF FLORIDA CAREER CRIMINAL FELONY ARRESTS OVER TIME

Number of Felony Arrests	Prior To 1970	1970- 1974	1975- 1979	1980	1981	1982	1983	1984	1985	1986
0	649	279	160	573	593	616	608	526	571	588
1	66	136	161	173	138	145	148	189	161	166
2	47	118	195	48	60	43	38	71	55	48
3	22	118	141	12	13	3	13	19	17	6
4	11	73	82	2	4	2	2	3	4	1
5	9	48	37	0	1	0	0	0	1	0
6	2	22	16	1	0	0	0	0	0	0
7	1	7	7	0	0	0	0	1	0	0
8	0	4	2	0	0	0	0	0	0	0
9	2	1	5	0	0	0	0	0	0	0
10 or more	0	3	3	0	0	0	0	0	0	0
TOTAL	352	1,517	1,726	319	318	248	271	407	343	284

JUDICIAL CIRCUIT EIGHTEEN
(Brevard, Seminole)

**TOTAL AND AVERAGE NUMBER OF CHARGES FOR FLORIDA CAREER CRIMINALS
BY SPECIFIC CRIME TYPE**

	Homicide	Rape	Robbery	Aggrav. Assault	Burglary	Auto Theft	Stolen Property	Drugs/ Sale	Drugs/ Possn.
Total	82	131	575	504	1,689	295	70	132	53
Average	.16	.25	1.09	.96	3.20	.56	.13	.25	.10

NUMBER OF CHARGES COMMITTED BY CRIME TYPE AND AGE

Age	Homicide	Rape	Robbery	Aggrav. Assault	Burglary	Auto Theft	Stolen Property	Drugs/ Sale	Drugs/ Possn.
19	0	0	0	0	0	0	0	0	0
20	0	0	0	0	0	0	0	0	0
21	0	1	6	2	3	0	2	0	0
22	0	0	0	2	36	7	0	0	0
23	0	0	8	4	60	10	3	0	1
24	2	7	4	13	60	19	3	1	0
25	1	15	13	20	80	15	5	6	2
26	3	10	24	29	49	7	4	6	1
27	6	0	47	33	88	26	5	7	2
28	1	3	19	20	120	15	2	2	0
29	2	8	22	15	73	2	2	12	2
30	9	3	50	41	116	22	9	6	1
31	3	12	73	43	129	25	4	9	2
32	4	5	32	24	114	14	2	3	3
33	7	15	40	41	152	33	6	8	13
34	6	7	34	30	110	8	1	6	1
35	4	7	59	51	149	29	5	14	6
36	9	14	42	33	84	26	7	3	3
37	10	12	47	50	91	17	6	6	9
38	4	5	16	26	82	7	1	28	5
39	7	5	24	12	61	3	1	3	1
40	4	2	15	15	32	10	2	12	1
Totals	82	131	575	504	1,689	295	70	132	53

THE NUMBER OF FLORIDA CAREER CRIMINAL FELONY ARRESTS OVER TIME

Number of Felony Arrests	Prior To 1970	1970- 1974	1975- 1979	1980	1981	1982	1983	1984	1985	1986
0	460	262	144	354	363	342	366	351	348	365
1	25	81	101	105	93	99	90	93	92	90
2	24	61	110	41	42	64	46	47	50	37
3	12	67	69	15	17	12	13	25	21	19
4	5	30	50	7	7	10	8	6	10	12
5	0	18	32	3	2	0	3	4	6	1
6	1	6	13	2	0	0	0	0	0	3
7	0	0	5	0	2	0	0	1	0	0
8	0	0	0	0	1	0	0	0	0	0
9	0	1	1	0	0	0	0	0	0	0
10 or more	0	1	2	0	0	0	1	0	0	0
TOTAL	135	669	1,030	287	288	303	278	313	325	292

JUDICIAL CIRCUIT NINETEEN
(Indian River, Martin, Okeechobee, St. Lucie)

**TOTAL AND AVERAGE NUMBER OF CHARGES FOR FLORIDA CAREER CRIMINALS
BY SPECIFIC CRIME TYPE**

	Homicide	Rape	Robbery	Aggrav. Assault	Burglary	Auto Theft	Stolen Property	Drugs/ Sale	Drugs/ Possn.
Total	56	83	488	422	1,342	195	143	199	66
Average	.15	.22	1.26	1.09	3.48	.51	.37	.52	.17

NUMBER OF CHARGES COMMITTED BY CRIME TYPE AND AGE

Age	Homicide	Rape	Robbery	Aggrav. Assault	Burglary	Auto Theft	Stolen Property	Drugs/ Sale	Drugs/ Possn.
19	0	0	0	0	0	0	0	0	0
20	0	0	1	7	9	0	0	1	0
21	2	0	3	7	29	11	5	0	0
22	2	2	7	10	25	7	6	5	0
23	4	0	5	15	53	11	6	3	1
24	1	5	17	9	41	13	2	13	0
25	2	6	10	25	90	6	7	12	0
26	3	1	31	35	79	12	5	21	0
27	1	3	9	9	62	2	33	7	1
28	1	1	53	22	87	11	5	14	2
29	0	4	30	41	56	10	2	18	0
30	5	10	29	29	101	5	7	2	1
31	6	23	42	48	153	22	13	22	9
32	1	10	26	27	94	5	15	8	1
33	1	4	20	20	66	11	7	4	4
34	4	2	29	24	83	8	3	21	11
35	8	4	55	28	101	30	12	13	6
36	5	4	34	20	55	9	4	6	9
37	1	0	19	16	55	3	4	14	5
38	3	0	40	12	42	10	6	2	5
39	3	0	13	9	32	5	1	8	7
40	3	4	15	9	29	4	0	5	4
Totals	56	83	488	422	1,342	195	143	199	66

THE NUMBER OF FLORIDA CAREER CRIMINAL FELONY ARRESTS OVER TIME

Number of Felony Arrests	Prior To 1970	1970- 1974	1975- 1979	1980	1981	1982	1983	1984	1985	1986
0	337	227	126	266	246	247	248	222	213	212
1	23	59	69	70	90	85	67	82	94	75
2	13	36	83	33	28	29	45	50	46	59
3	5	29	41	12	13	19	15	23	23	23
4	5	16	27	3	5	3	8	4	7	10
5	1	8	19	1	2	0	3	3	1	3
6	0	4	10	1	1	2	0	2	2	1
7	1	5	7	0	1	1	0	0	0	2
8	1	0	2	0	0	0	0	0	0	1
9	0	1	1	0	0	0	0	0	0	0
10 or more	0	1	1	0	0	0	0	0	0	0
TOTAL	104	400	708	195	228	231	249	294	300	345

JUDICIAL CIRCUIT TWENTY
(Charlotte, Collier, Glades, Hendry, Lee)

**TOTAL AND AVERAGE NUMBER OF CHARGES FOR FLORIDA CAREER CRIMINALS
BY SPECIFIC CRIME TYPE**

	Homicide	Rape	Robbery	Aggrav. Assault	Burglary	Auto Theft	Stolen Property	Drugs/ Sale	Drugs/ Possn.
Total	37	57	247	194	879	108	46	69	58
Average	.14	.21	.93	.73	3.30	.41	.17	.26	.22

NUMBER OF CHARGES COMMITTED BY CRIME TYPE AND AGE

Age	Homicide	Rape	Robbery	Aggrav. Assault	Burglary	Auto Theft	Stolen Property	Drugs/ Sale	Drugs/ Possn.
19	0	0	0	0	0	0	0	0	0
20	0	0	0	0	0	0	0	0	0
21	0	0	0	2	15	0	4	0	0
22	2	0	10	7	13	0	6	0	0
23	0	1	7	6	39	2	2	3	0
24	1	2	7	10	48	1	1	0	2
25	2	2	7	4	22	4	1	2	0
26	0	0	5	0	38	2	3	5	0
27	1	1	13	4	29	5	3	5	0
28	1	1	3	10	54	4	3	0	0
29	6	1	24	22	44	8	5	8	5
30	0	3	1	8	40	7	1	5	1
31	3	2	18	8	57	15	3	5	10
32	2	3	20	13	51	9	3	6	2
33	2	1	23	8	55	6	1	0	6
34	1	12	18	11	53	15	3	6	5
35	0	3	18	15	44	9	3	5	1
36	1	7	17	14	60	6	2	4	6
37	3	3	19	9	51	3	0	5	6
38	3	4	13	15	92	4	1	7	4
39	4	8	16	9	47	3	0	3	6
40	5	3	8	19	27	5	1	0	4
Totals	37	57	247	194	879	108	46	69	58

THE NUMBER OF FLORIDA CAREER CRIMINAL FELONY ARRESTS OVER TIME

Number of Felony Arrests	Prior To 1970	1970- 1974	1975- 1979	1980	1981	1982	1983	1984	1985	1986
0	215	129	79	186	176	172	193	184	196	188
1	24	32	41	49	51	53	45	41	38	40
2	13	44	64	22	24	20	17	27	21	21
3	6	27	31	4	11	16	7	7	8	9
4	4	14	29	4	4	4	2	5	2	5
5	3	11	9	1	0	1	0	1	1	3
6	0	7	7	0	0	0	1	1	0	0
7	1	1	4	0	0	0	0	0	0	0
8	0	1	1	0	0	0	1	0	0	0
9	0	0	0	0	0	0	0	0	0	0
10 or more	0	0	1	0	0	0	0	0	0	0
TOTAL	106	369	512	126	148	162	122	147	117	144

APPENDIX THREE

COUNTY DATA

ALACHUA COUNTY

TOTAL AND AVERAGE NUMBER OF CHARGES FOR FLORIDA CAREER CRIMINALS BY SPECIFIC CRIME TYPE

	Homicide	Rape	Robbery	Aggrav. Assault	Burglary	Auto Theft	Stolen Property	Drugs/ Sale	Drugs/ Possn.
Total	36	67	289	246	825	168	31	46	33
Average	.15	.28	1.21	1.03	3.45	.70	.13	.19	.14

THE NUMBER OF FLORIDA CAREER CRIMINAL FELONY ARRESTS OVER TIME

Number of Felony Arrests	Prior To 1970	1970- 1974	1975- 1979	1980	1981	1982	1983	1984	1985	1986
0	191	99	59	172	170	170	158	152	172	159
1	13	45	51	41	42	45	56	49	40	50
2	21	31	48	17	22	16	21	25	16	20
3	10	37	36	8	5	6	4	8	8	4
4	2	14	27	1	0	0	0	5	1	6
5	1	4	10	0	0	2	0	0	0	0
6	1	5	7	0	0	0	0	0	2	0
7	0	3	1	0	0	0	0	0	0	0
8	0	1	0	0	0	0	0	0	0	0
9	0	0	0	0	0	0	0	0	0	0
10 or more	0	0	0	0	0	0	0	0	0	0
TOTAL	104	353	462	103	101	105	110	143	112	126

BAKER COUNTY

TOTAL AND AVERAGE NUMBER OF CHARGES FOR FLORIDA CAREER CRIMINALS BY SPECIFIC CRIME TYPE

	Homicide	Rape	Robbery	Aggrav. Assault	Burglary	Auto Theft	Stolen Property	Drugs/ Sale	Drugs/ Possn.
Total	14	14	46	51	99	31	6	11	5
Average	.32	.32	1.05	1.16	2.25	.70	.14	.25	.11

THE NUMBER OF FLORIDA CAREER CRIMINAL FELONY ARRESTS OVER TIME

Number of Felony Arrests	Prior To 1970	1970- 1974	1975- 1979	1980	1981	1982	1983	1984	1985	1986
0	43	29	18	24	20	25	33	29	28	36
1	0	2	4	13	14	12	7	10	10	8
2	1	4	7	4	6	6	3	2	5	0
3	0	3	7	2	3	1	1	2	1	0
4	0	1	3	0	1	0	0	1	0	0
5	0	4	2	0	0	0	0	0	0	0
6	0	1	1	0	0	0	0	0	0	0
7	0	0	2	1	0	0	0	0	0	0
8	0	0	0	0	0	0	0	0	0	0
9	0	0	0	0	0	0	0	0	0	0
10 or more	0	0	0	0	0	0	0	0	0	0
TOTAL	2	49	81	34	39	27	16	24	23	8

BAY COUNTY

TOTAL AND AVERAGE NUMBER OF CHARGES FOR FLORIDA CAREER CRIMINALS BY SPECIFIC CRIME TYPE

	Homicide	Rape	Robbery	Aggrav. Assault	Burglary	Auto Theft	Stolen Property	Drugs/ Sale	Drugs/ Possn.
Total	14	10	71	62	350	64	13	43	21
Average	.13	.09	.66	.58	3.27	.60	.12	.40	.20

THE NUMBER OF FLORIDA CAREER CRIMINAL FELONY ARRESTS OVER TIME

Number of Felony Arrests	Prior To 1970	1970- 1974	1975- 1979	1980	1981	1982	1983	1984	1985	1986
0	88	53	28	77	77	73	74	74	80	75
1	8	25	20	20	19	18	20	23	19	17
2	8	8	23	8	10	13	9	4	7	9
3	2	11	21	1	0	3	4	2	1	4
4	0	7	7	1	0	0	0	2	0	2
5	1	0	3	0	0	0	0	1	0	0
6	0	2	3	0	1	0	0	1	0	0
7	0	1	1	0	0	0	0	0	0	0
8	0	0	1	0	0	0	0	0	0	0
9	0	0	0	0	0	0	0	0	0	0
10 or more	0	0	0	0	0	0	0	0	0	0
TOTAL	35	121	205	43	45	53	50	56	36	55

BRADFORD COUNTY

TOTAL AND AVERAGE NUMBER OF CHARGES FOR FLORIDA CAREER CRIMINALS BY SPECIFIC CRIME TYPE

	Homicide	Rape	Robbery	Aggrav. Assault	Burglary	Auto Theft	Stolen Property	Drugs/ Sale	Drugs/ Possn.
Total	5	1	24	30	56	18	2	10	2
Average	.23	.05	1.09	1.36	2.55	.82	.09	.45	.09

THE NUMBER OF FLORIDA CAREER CRIMINAL FELONY ARRESTS OVER TIME

Number of Felony Arrests	Prior To 1970	1970- 1974	1975- 1979	1980	1981	1982	1983	1984	1985	1986
0	16	9	4	18	14	17	14	15	20	11
1	3	3	6	3	4	4	7	7	2	6
2	3	2	5	1	2	1	0	0	0	5
3	0	2	4	0	2	0	1	0	0	0
4	0	4	1	0	0	0	0	0	0	0
5	0	0	2	0	0	0	0	0	0	0
6	0	2	0	0	0	0	0	0	0	0
7	0	0	0	0	0	0	0	0	0	0
8	0	0	0	0	0	0	0	0	0	0
9	0	0	0	0	0	0	0	0	0	0
10 or more	0	0	0	0	0	0	0	0	0	0
TOTAL	9	41	42	5	14	6	10	7	2	16

BREVARD COUNTY

TOTAL AND AVERAGE NUMBER OF CHARGES FOR FLORIDA CAREER CRIMINALS BY SPECIFIC CRIME TYPE

	Homicide	Rape	Robbery	Aggrav. Assault	Burglary	Auto Theft	Stolen Property	Drugs/ Sale	Drugs/ Possn.
Total	54	88	406	356	1,203	188	49	89	32
Average	.15	.25	1.14	1.00	3.37	.53	.14	.25	.09

THE NUMBER OF FLORIDA CAREER CRIMINAL FELONY ARRESTS OVER TIME

Number of Felony Arrests	Prior To 1970	1970- 1974	1975- 1979	1980	1981	1982	1983	1984	1985	1986
0	306	173	96	246	243	234	252	237	238	245
1	17	56	71	67	66	69	52	60	52	57
2	19	46	79	27	29	40	36	32	38	30
3	11	46	46	9	11	6	9	20	16	10
4	4	20	27	6	5	8	5	4	7	11
5	0	11	22	1	2	0	2	3	6	1
6	0	4	10	1	0	0	0	0	0	3
7	0	0	4	0	1	3	0	1	0	0
8	0	0	0	0	0	0	0	0	0	0
9	0	0	1	0	0	0	0	0	0	0
10 or more	0	1	1	0	0	0	1	0	0	0
TOTAL	104	455	692	183	194	199	191	222	234	214

BROWARD COUNTY

TOTAL AND AVERAGE NUMBER OF CHARGES FOR FLORIDA CAREER CRIMINALS BY SPECIFIC CRIME TYPE

	Homicide	Rape	Robbery	Aggrav. Assault	Burglary	Auto Theft	Stolen Property	Drugs/ Sale	Drugs/ Possn.
Total	103	100	933	678	2,446	645	54	316	333
Average	.13	.12	1.15	.84	3.02	.80	.07	.39	.41

THE NUMBER OF FLORIDA CAREER CRIMINAL FELONY ARRESTS OVER TIME

Number of Felony Arrests	Prior To 1970	1970- 1974	1975- 1979	1980	1981	1982	1983	1984	1985	1986
0	649	279	160	573	593	616	608	526	571	588
1	66	136	161	173	138	145	148	189	161	166
2	47	118	195	48	60	43	38	71	55	48
3	22	118	141	12	13	3	13	19	17	6
4	11	73	82	2	4	2	2	3	4	1
5	9	48	37	0	1	0	0	0	1	0
6	2	22	16	1	0	0	0	0	0	0
7	1	7	7	0	0	0	0	1	0	0
8	0	4	2	0	0	0	0	0	0	0
9	2	1	5	0	0	0	0	0	0	0
10 or more	0	3	3	0	0	0	0	0	0	0
TOTAL	352	1,517	1,726	319	318	248	271	407	343	284

CALHOUN COUNTY

TOTAL AND AVERAGE NUMBER OF CHARGES FOR FLORIDA CAREER CRIMINALS BY SPECIFIC CRIME TYPE

	Homicide	Rape	Robbery	Aggrav. Assault	Burglary	Auto Theft	Stolen Property	Drugs/ Sale	Drugs/ Possn.
Total	0	0	0	1	9	2	0	0	0
Average	0	0	0	.33	3.00	.67	0	0	0

THE NUMBER OF FLORIDA CAREER CRIMINAL FELONY ARRESTS OVER TIME

Number of Felony Arrests	Prior To 1970	1970- 1974	1975- 1979	1980	1981	1982	1983	1984	1985	1986
0	0	0	1	3	3	3	2	3	3	3
1	1	2	2	0	0	0	0	0	0	0
2	0	0	0	0	0	0	1	0	0	0
3	1	0	0	0	0	0	0	0	0	0
4	1	0	0	0	0	0	0	0	0	0
5	0	1	0	0	0	0	0	0	0	0
6	0	0	0	0	0	0	0	0	0	0
7	0	0	0	0	0	0	0	0	0	0
8	0	0	0	0	0	0	0	0	0	0
9	0	0	0	0	0	0	0	0	0	0
10 or more	0	0	0	0	0	0	0	0	0	0
TOTAL	8	7	2	0	0	0	2	0	0	0

CHARLOTTE COUNTY

TOTAL AND AVERAGE NUMBER OF CHARGES FOR FLORIDA CAREER CRIMINALS BY SPECIFIC CRIME TYPE

	Homicide	Rape	Robbery	Aggrav. Assault	Burglary	Auto Theft	Stolen Property	Drugs/ Sale	Drugs/ Possn.
Total	2	2	12	14	75	7	3	6	0
Average	.11	.11	.63	.74	3.95	.37	.16	.32	0

THE NUMBER OF FLORIDA CAREER CRIMINAL FELONY ARRESTS OVER TIME

Number of Felony Arrests	Prior To 1970	1970- 1974	1975- 1979	1980	1981	1982	1983	1984	1985	1986
0	15	8	4	15	12	13	15	14	14	12
1	2	2	2	4	5	4	3	3	2	5
2	1	8	5	0	0	2	0	1	1	1
3	1	1	3	0	0	0	1	0	1	0
4	0	0	5	0	2	0	0	1	0	1
5	0	0	0	0	0	0	0	0	1	0
6	0	0	0	0	0	0	0	0	0	0
7	0	0	0	0	0	0	0	0	0	0
8	0	0	0	0	0	0	0	0	0	0
9	0	0	0	0	0	0	0	0	0	0
10 or more	0	0	0	0	0	0	0	0	0	0
TOTAL	7	21	41	4	13	8	6	9	12	11

CITRUS COUNTY

TOTAL AND AVERAGE NUMBER OF CHARGES FOR FLORIDA CAREER CRIMINALS BY SPECIFIC CRIME TYPE

	Homicide	Rape	Robbery	Aggrav. Assault	Burglary	Auto Theft	Stolen Property	Drugs/ Sale	Drugs/ Possn.
Total	0	2	13	17	111	10	1	11	5
Average	0	.07	.45	.59	3.83	.34	.03	.38	.17

THE NUMBER OF FLORIDA CAREER CRIMINAL FELONY ARRESTS OVER TIME

Number of Felony Arrests	Prior To 1970	1970- 1974	1975- 1979	1980	1981	1982	1983	1984	1985	1986
0	28	18	10	18	18	15	20	19	17	21
1	0	2	1	8	7	4	5	2	9	7
2	0	3	6	3	2	9	2	6	2	0
3	1	3	6	0	2	1	1	2	1	1
4	0	0	3	0	0	0	1	0	0	0
5	0	2	3	0	0	0	0	0	0	0
6	0	1	0	0	0	0	0	0	0	0
7	0	0	0	0	0	0	0	0	0	0
8	0	0	0	0	0	0	0	0	0	0
9	0	0	0	0	0	0	0	0	0	0
10 or more	0	0	0	0	0	0	0	0	0	0
TOTAL	3	33	58	14	17	25	16	20	16	10

CLAY COUNTY

TOTAL AND AVERAGE NUMBER OF CHARGES FOR FLORIDA CAREER CRIMINALS BY SPECIFIC CRIME TYPE

	Homicide	Rape	Robbery	Aggrav. Assault	Burglary	Auto Theft	Stolen Property	Drugs/ Sale	Drugs/ Possn.
Total	10	16	70	45	140	17	7	10	4
Average	.18	.29	1.25	.80	2.50	.30	.13	.18	.07

THE NUMBER OF FLORIDA CAREER CRIMINAL FELONY ARRESTS OVER TIME

Number of Felony Arrests	Prior To 1970	1970- 1974	1975- 1979	1980	1981	1982	1983	1984	1985	1986
0	48	30	12	34	39	35	45	43	42	43
1	4	4	12	8	11	14	6	8	7	9
2	2	5	12	5	4	7	4	3	2	3
3	1	5	11	7	2	0	1	1	2	1
4	1	6	3	1	0	0	0	1	3	0
5	0	4	4	1	0	0	0	0	0	0
6	0	2	2	0	0	0	0	0	0	0
7	0	0	0	0	0	0	0	0	0	0
8	0	0	0	0	0	0	0	0	0	0
9	0	0	0	0	0	0	0	0	0	0
10 or more	0	0	0	0	0	0	0	0	0	0
TOTAL	15	85	113	48	25	28	17	21	29	18

COLLIER COUNTY

TOTAL AND AVERAGE NUMBER OF CHARGES FOR FLORIDA CAREER CRIMINALS BY SPECIFIC CRIME TYPE

	Homicide	Rape	Robbery	Aggrav. Assault	Burglary	Auto Theft	Stolen Property	Drugs/ Sale	Drugs/ Possn.
Total	9	18	53	70	236	28	10	27	10
Average	.11	.21	.62	.82	2.78	.33	.12	.32	.12

THE NUMBER OF FLORIDA CAREER CRIMINAL FELONY ARRESTS OVER TIME

Number of Felony Arrests	Prior To 1970	1970- 1974	1975- 1979	1980	1981	1982	1983	1984	1985	1986
0	72	42	29	60	55	54	61	62	61	62
1	8	11	18	17	18	14	12	10	14	12
2	1	18	19	5	5	7	6	10	8	5
3	1	3	8	1	5	6	4	1	1	3
4	2	5	6	2	2	3	1	1	1	2
5	0	3	1	0	0	1	0	0	0	1
6	0	2	2	0	0	0	1	1	0	0
7	1	0	1	0	0	0	0	0	0	0
8	0	1	1	0	0	0	0	0	0	0
9	0	0	0	0	0	0	0	0	0	0
10 or more	0	0	0	0	0	0	0	0	0	0
TOTAL	28	111	136	38	51	63	46	43	37	44

COLUMBIA COUNTY

TOTAL AND AVERAGE NUMBER OF CHARGES FOR FLORIDA CAREER CRIMINALS BY SPECIFIC CRIME TYPE

	Homicide	Rape	Robbery	Aggrav. Assault	Burglary	Auto Theft	Stolen Property	Drugs/ Sale	Drugs/ Possn.
Total	8	3	47	66	204	39	6	13	6
Average	.12	.05	.72	1.02	3.14	.60	.09	.20	.09

THE NUMBER OF FLORIDA CAREER CRIMINAL FELONY ARRESTS OVER TIME

Number of Felony Arrests	Prior To 1970	1970- 1974	1975- 1979	1980	1981	1982	1983	1984	1985	1986
0	55	42	25	44	38	46	40	46	46	41
1	2	7	15	16	20	9	19	9	11	12
2	3	8	9	5	5	8	5	6	5	5
3	3	4	6	0	2	1	0	3	3	3
4	1	3	6	0	0	1	1	1	0	2
5	1	0	3	0	0	0	0	0	0	2
6	0	1	1	0	0	0	0	0	0	0
7	0	0	0	0	0	0	0	0	0	0
8	0	0	0	0	0	0	0	0	0	0
9	0	0	0	0	0	0	0	0	0	0
10 or more	0	0	0	0	0	0	0	0	0	0
TOTAL	26	53	96	26	36	32	33	34	30	49

DADE COUNTY

TOTAL AND AVERAGE NUMBER OF CHARGES FOR FLORIDA CAREER CRIMINALS BY SPECIFIC CRIME TYPE

	Homicide	Rape	Robbery	Aggrav. Assault	Burglary	Auto Theft	Stolen Property	Drugs/ Sale	Drugs/ Possn.
Total	533	296	3,340	2,233	7,948	1,981	112	456	936
Average	.29	.16	1.81	1.21	4.30	1.07	.06	.25	.51

THE NUMBER OF FLORIDA CAREER CRIMINAL FELONY ARRESTS OVER TIME

Number of Felony Arrests	Prior To 1970	1970- 1974	1975- 1979	1980	1981	1982	1983	1984	1985	1986
0	1,439	749	366	1,211	1,153	1,235	1,283	1,263	1,253	1,305
1	172	236	320	399	405	410	359	381	373	324
2	122	225	365	143	198	140	156	146	142	122
3	56	213	297	61	70	36	38	35	52	62
4	35	153	206	25	16	19	10	17	21	23
5	8	133	124	6	4	3	0	4	5	7
6	12	53	82	1	1	4	1	1	1	3
7	2	43	37	1	0	0	0	0	0	1
8	1	22	20	0	0	0	0	0	0	0
9	0	8	12	0	0	0	0	0	0	0
10 or more	0	12	13	0	0	0	0	0	0	0
TOTAL	353	3,607	4,601	1,011	1,101	913	831	872	828	906

DESOTO COUNTY

TOTAL AND AVERAGE NUMBER OF CHARGES FOR FLORIDA CAREER CRIMINALS BY SPECIFIC CRIME TYPE

	Homicide	Rape	Robbery	Aggrav. Assault	Burglary	Auto Theft	Stolen Property	Drugs/ Sale	Drugs/ Possn.
Total	11	13	65	48	199	48	11	33	5
Average	.17	.20	.98	.73	3.02	.73	.17	.50	.08

THE NUMBER OF FLORIDA CAREER CRIMINAL FELONY ARRESTS OVER TIME

Number of Felony Arrests	Prior To 1970	1970- 1974	1975- 1979	1980	1981	1982	1983	1984	1985	1986
0	61	38	20	40	35	38	47	42	48	48
1	1	9	14	12	15	18	15	10	11	10
2	1	7	12	9	12	5	3	6	5	5
3	2	5	7	3	2	3	1	3	2	0
4	1	2	6	1	0	1	0	4	0	2
5	0	1	3	1	1	1	0	1	0	1
6	0	2	3	0	1	0	0	0	0	0
7	0	0	1	0	0	0	0	0	0	0
8	0	2	0	0	0	0	0	0	0	0
9	0	0	0	0	0	0	0	0	0	0
10 or more	0	0	0	0	0	0	0	0	0	0
TOTAL	13	79	123	48	56	46	24	52	27	33

DIXIE COUNTY

TOTAL AND AVERAGE NUMBER OF CHARGES FOR FLORIDA CAREER CRIMINALS BY SPECIFIC CRIME TYPE

	Homicide	Rape	Robbery	Aggrav. Assault	Burglary	Auto Theft	Stolen Property	Drugs/ Sale	Drugs/ Possn.
Total	7	6	45	48	115	26	5	7	1
Average	.18	.15	1.13	1.20	2.88	.65	.13	.18	.03

THE NUMBER OF FLORIDA CAREER CRIMINAL FELONY ARRESTS OVER TIME

Number of Felony Arrests	Prior To 1970	1970- 1974	1975- 1979	1980	1981	1982	1983	1984	1985	1986
0	33	22	7	32	21	24	20	33	32	34
1	3	7	9	5	8	10	17	5	7	3
2	2	6	12	3	4	4	1	0	1	3
3	2	3	5	0	1	1	1	2	0	0
4	0	0	3	0	5	1	1	0	0	0
5	0	1	2	0	0	0	0	0	0	0
6	0	0	2	0	1	0	0	0	0	0
7	0	1	0	0	0	0	0	0	0	0
8	0	0	0	0	0	0	0	0	0	0
9	0	0	0	0	0	0	0	0	0	0
10 or more	0	0	0	0	0	0	0	0	0	0
TOTAL	13	40	52	11	45	25	26	11	3	9

DUVAL COUNTY

TOTAL AND AVERAGE NUMBER OF CHARGES FOR FLORIDA CAREER CRIMINALS BY SPECIFIC CRIME TYPE

	Homicide	Rape	Robbery	Aggrav. Assault	Burglary	Auto Theft	Stolen Property	Drugs/ Sale	Drugs/ Possn.
Total	308	312	1,608	882	4,004	783	146	307	280
Average	.25	.25	1.30	.71	3.24	.63	.12	.25	.23

THE NUMBER OF FLORIDA CAREER CRIMINAL FELONY ARRESTS OVER TIME

Number of Felony Arrests	Prior To 1970	1970- 1974	1975- 1979	1980	1981	1982	1983	1984	1985	1986
0	994	470	224	888	877	856	876	887	908	909
1	101	155	256	208	240	255	219	221	216	229
2	63	158	265	96	76	85	89	82	64	67
3	42	142	198	29	30	28	35	30	38	24
4	16	126	130	9	8	6	11	10	6	4
5	10	72	84	3	2	3	3	3	2	0
6	5	52	41	1	0	1	1	1	0	1
7	3	24	14	0	0	0	0	0	0	0
8	0	17	11	0	0	0	0	0	0	0
9	0	8	7	0	1	0	0	0	0	0
10 or more	0	10	4	0	0	0	0	0	0	0
TOTAL	518	2,564	2,859	544	533	554	567	536	492	457

ESCAMBIA COUNTY

TOTAL AND AVERAGE NUMBER OF CHARGES FOR FLORIDA CAREER CRIMINALS BY SPECIFIC CRIME TYPE

	Homicide	Rape	Robbery	Aggrav. Assault	Burglary	Auto Theft	Stolen Property	Drugs/ Sale	Drugs/ Possn.
Total	43	78	515	425	1,785	302	160	135	110
Average	.10	.19	1.25	1.03	4.32	.73	.39	.33	.27

THE NUMBER OF FLORIDA CAREER CRIMINAL FELONY ARRESTS OVER TIME

Number of Felony Arrests	Prior To 1970	1970- 1974	1975- 1979	1980	1981	1982	1983	1984	1985	1986
0	353	199	101	276	264	268	287	292	304	297
1	17	54	51	76	77	81	60	65	69	56
2	20	55	68	35	38	34	32	34	26	41
3	13	38	61	16	20	19	22	10	10	14
4	4	27	45	6	9	6	5	6	4	3
5	5	16	33	2	4	3	6	3	0	1
6	0	16	22	1	1	1	0	2	0	1
7	1	2	13	0	0	0	1	0	0	0
8	0	5	5	0	0	1	0	1	0	0
9	0	0	8	1	0	0	0	0	0	0
10 or more	0	1	6	0	0	0	0	0	0	0
TOTAL	144	626	1,119	243	275	259	247	222	167	203

FLAGLER COUNTY

TOTAL AND AVERAGE NUMBER OF CHARGES FOR FLORIDA CAREER CRIMINALS BY SPECIFIC CRIME TYPE

	Homicide	Rape	Robbery	Aggrav. Assault	Burglary	Auto Theft	Stolen Property	Drugs/ Sale	Drugs/ Possn.
Total	1	1	6	14	34	0	2	0	0
Average	.11	.11	.67	1.56	3.78	0	.22	0	0

THE NUMBER OF FLORIDA CAREER CRIMINAL FELONY ARRESTS OVER TIME

Number of Felony Arrests	Prior To 1970	1970- 1974	1975- 1979	1980	1981	1982	1983	1984	1985	1986
0	9	6	4	6	4	4	6	6	7	7
1	0	1	2	3	1	3	3	2	1	1
2	0	0	1	0	3	2	0	1	1	1
3	0	0	1	0	1	0	0	0	0	0
4	0	0	0	0	0	0	0	0	0	0
5	0	1	0	0	0	0	0	0	0	0
6	0	0	1	0	0	0	0	0	0	0
7	0	1	0	0	0	0	0	0	0	0
8	0	0	0	0	0	0	0	0	0	0
9	0	0	0	0	0	0	0	0	0	0
10 or more	0	0	0	0	0	0	0	0	0	0
TOTAL	0	13	13	3	10	7	3	4	3	3

FRANKLIN COUNTY

TOTAL AND AVERAGE NUMBER OF CHARGES FOR FLORIDA CAREER CRIMINALS BY SPECIFIC CRIME TYPE

	Homicide	Rape	Robbery	Aggrav. Assault	Burglary	Auto Theft	Stolen Property	Drugs/ Sale	Drugs/ Possn.
Total	1	0	2	10	26	3	1	3	0
Average	.17	0	.33	1.67	4.33	.50	.17	.50	0

THE NUMBER OF FLORIDA CAREER CRIMINAL FELONY ARRESTS OVER TIME

Number of Felony Arrests	Prior To 1970	1970- 1974	1975- 1979	1980	1981	1982	1983	1984	1985	1986
0	3	4	0	2	6	4	3	5	5	4
1	0	1	0	4	0	1	3	1	1	2
2	3	0	3	0	0	1	0	0	0	0
3	0	0	0	0	0	0	0	0	0	0
4	0	0	1	0	0	0	0	0	0	0
5	0	1	1	0	0	0	0	0	0	0
6	0	0	0	0	0	0	0	0	0	0
7	0	0	1	0	0	0	0	0	0	0
8	0	0	0	0	0	0	0	0	0	0
9	0	0	0	0	0	0	0	0	0	0
10 or more	0	0	0	0	0	0	0	0	0	0
TOTAL	6	6	22	4	0	3	3	1	1	2

GADSDEN COUNTY

TOTAL AND AVERAGE NUMBER OF CHARGES FOR FLORIDA CAREER CRIMINALS BY SPECIFIC CRIME TYPE

	Homicide	Rape	Robbery	Aggrav. Assault	Burglary	Auto Theft	Stolen Property	Drugs/ Sale	Drugs/ Possn.
Total	5	6	37	37	134	23	10	8	0
Average	.10	.12	.76	.76	2.73	.47	.20	.16	0

THE NUMBER OF FLORIDA CAREER CRIMINAL FELONY ARRESTS OVER TIME

Number of Felony Arrests	Prior To 1970	1970- 1974	1975- 1979	1980	1981	1982	1983	1984	1985	1986
0	46	35	16	34	31	31	32	31	35	35
1	2	5	13	11	8	7	12	5	8	6
2	0	4	10	3	8	7	4	6	3	4
3	1	4	2	0	0	3	1	4	3	2
4	0	1	7	1	2	1	0	3	0	2
5	0	0	0	0	0	0	0	0	0	0
6	0	0	1	0	0	0	0	0	0	0
7	0	0	0	0	0	0	0	0	0	0
8	0	0	0	0	0	0	0	0	0	0
9	0	0	0	0	0	0	0	0	0	0
10 or more	0	0	0	0	0	0	0	0	0	0
TOTAL	5	29	73	21	32	34	23	41	23	28

GILCHRIST COUNTY

TOTAL AND AVERAGE NUMBER OF CHARGES FOR FLORIDA CAREER CRIMINALS BY SPECIFIC CRIME TYPE

	Homicide	Rape	Robbery	Aggrav. Assault	Burglary	Auto Theft	Stolen Property	Drugs/ Sale	Drugs/ Possn.
Total	1	0	1	1	23	1	2	4	1
Average	1.7	0	.17	.17	3.83	.17	.33	.67	.17

THE NUMBER OF FLORIDA CAREER CRIMINAL FELONY ARRESTS OVER TIME

Number of Felony Arrests	Prior To 1970	1970- 1974	1975- 1979	1980	1981	1982	1983	1984	1985	1986
0	5	3	1	5	4	4	3	6	5	3
1	1	2	1	1	2	1	1	0	1	2
2	0	0	1	0	0	0	1	0	0	1
3	0	0	3	0	0	0	1	0	0	0
4	0	1	0	0	0	1	0	0	0	0
5	0	0	0	0	0	0	0	0	0	0
6	0	0	0	0	0	0	0	0	0	0
7	0	0	0	0	0	0	0	0	0	0
8	0	0	0	0	0	0	0	0	0	0
9	0	0	0	0	0	0	0	0	0	0
10 or more	0	0	0	0	0	0	0	0	0	0
TOTAL	1	6	12	1	2	5	6	0	1	4

GLADES COUNTY

TOTAL AND AVERAGE NUMBER OF CHARGES FOR FLORIDA CAREER CRIMINALS BY SPECIFIC CRIME TYPE

	Homicide	Rape	Robbery	Aggrav. Assault	Burglary	Auto Theft	Stolen Property	Drugs/ Sale	Drugs/ Possn.
Total	2	6	5	10	10	2	0	3	5
Average	.33	1.00	.83	1.67	1.67	.33	0	.50	.83

THE NUMBER OF FLORIDA CAREER CRIMINAL FELONY ARRESTS OVER TIME

Number of Felony Arrests	Prior To 1970	1970- 1974	1975- 1979	1980	1981	1982	1983	1984	1985	1986
0	3	1	3	4	5	5	5	5	5	5
1	2	1	0	1	0	1	0	1	1	0
2	1	0	1	1	1	0	1	0	0	1
3	0	2	1	0	0	0	0	0	0	0
4	0	1	1	0	0	0	0	0	0	0
5	0	1	0	0	0	0	0	0	0	0
6	0	0	0	0	0	0	0	0	0	0
7	0	0	0	0	0	0	0	0	0	0
8	0	0	0	0	0	0	0	0	0	0
9	0	0	0	0	0	0	0	0	0	0
10 or more	0	0	0	0	0	0	0	0	0	0
TOTAL	4	16	9	3	2	1	2	1	1	2

GULF COUNTY

TOTAL AND AVERAGE NUMBER OF CHARGES FOR FLORIDA CAREER CRIMINALS BY SPECIFIC CRIME TYPE

	Homicide	Rape	Robbery	Aggrav. Assault	Burglary	Auto Theft	Stolen Property	Drugs/ Sale	Drugs/ Possn.
Total	0	0	2	0	11	4	1	0	0
Average	0	0	.50	0	2.75	1.00	.25	0	0

THE NUMBER OF FLORIDA CAREER CRIMINAL FELONY ARRESTS OVER TIME

Number of Felony Arrests	Prior To 1970	1970- 1974	1975- 1979	1980	1981	1982	1983	1984	1985	1986
0	4	3	2	3	2	2	3	3	1	2
1	0	0	1	1	2	0	0	1	3	0
2	0	1	0	0	0	2	0	0	0	1
3	0	0	1	0	0	0	1	0	0	1
4	0	0	0	0	0	0	0	0	0	0
5	0	0	0	0	0	0	0	0	0	0
6	0	0	0	0	0	0	0	0	0	0
7	0	0	0	0	0	0	0	0	0	0
8	0	0	0	0	0	0	0	0	0	0
9	0	0	0	0	0	0	0	0	0	0
10 or more	0	0	0	0	0	0	0	0	0	0
TOTAL	0	2	4	1	2	4	3	1	3	5

HAMILTON COUNTY

TOTAL AND AVERAGE NUMBER OF CHARGES FOR FLORIDA CAREER CRIMINALS BY SPECIFIC CRIME TYPE

	Homicide	Rape	Robbery	Aggrav. Assault	Burglary	Auto Theft	Stolen Property	Drugs/ Sale	Drugs/ Possn.
Total	4	0	4	13	24	14	1	4	2
Average	.36	0	.36	1.18	2.18	1.27	.09	.36	.18

THE NUMBER OF FLORIDA CAREER CRIMINAL FELONY ARRESTS OVER TIME

Number of Felony Arrests	Prior To 1970	1970- 1974	1975- 1979	1980	1981	1982	1983	1984	1985	1986
0	10	7	4	8	9	8	3	5	8	8
1	1	1	3	3	1	2	5	6	1	3
2	0	1	3	0	1	0	2	0	1	0
3	0	2	1	0	0	1	1	0	0	0
4	0	0	0	0	0	0	0	0	0	0
5	0	0	0	0	0	0	0	0	0	0
6	0	0	0	0	0	0	0	0	1	0
7	0	0	0	0	0	0	0	0	0	0
8	0	0	0	0	0	0	0	0	0	0
9	0	0	0	0	0	0	0	0	0	0
10 or more	0	0	0	0	0	0	0	0	0	0
TOTAL	1	9	12	3	3	5	12	6	9	3

HARDEE COUNTY

TOTAL AND AVERAGE NUMBER OF CHARGES FOR FLORIDA CAREER CRIMINALS BY SPECIFIC CRIME TYPE

	Homicide	Rape	Robbery	Aggrav. Assault	Burglary	Auto Theft	Stolen Property	Drugs/Sale	Drugs/Possn.
Total	6	2	7	7	36	23	2	3	0
Average	.46	.15	.54	.54	2.77	1.77	.15	.23	0

THE NUMBER OF FLORIDA CAREER CRIMINAL FELONY ARRESTS OVER TIME

Number of Felony Arrests	Prior To 1970	1970-1974	1975-1979	1980	1981	1982	1983	1984	1985	1986
0	9	8	3	5	8	10	8	11	9	9
1	2	0	7	4	2	2	4	0	4	2
2	2	0	0	2	2	1	1	1	0	0
3	0	4	1	1	1	0	0	0	0	1
4	0	1	1	0	0	0	0	1	0	1
5	0	0	0	1	0	0	0	0	0	0
6	0	0	0	0	0	0	0	0	0	0
7	0	0	0	0	0	0	0	0	0	0
8	0	0	0	0	0	0	0	0	0	0
9	0	0	1	0	0	0	0	0	0	0
10 or more	0	0	0	0	0	0	0	0	0	0
TOTAL	6	16	23	16	9	4	6	6	4	9

HENDRY COUNTY

TOTAL AND AVERAGE NUMBER OF CHARGES FOR FLORIDA CAREER CRIMINALS BY SPECIFIC CRIME TYPE

	Homicide	Rape	Robbery	Aggrav. Assault	Burglary	Auto Theft	Stolen Property	Drugs/Sale	Drugs/Possn.
Total	4	4	40	20	68	11	12	8	10
Average	.16	.16	1.60	.80	2.72	.44	.48	.32	.40

THE NUMBER OF FLORIDA CAREER CRIMINAL FELONY ARRESTS OVER TIME

Number of Felony Arrests	Prior To 1970	1970-1974	1975-1979	1980	1981	1982	1983	1984	1985	1986
0	21	19	10	16	17	15	18	15	17	15
1	1	1	4	6	2	6	3	2	7	5
2	1	1	6	1	4	2	4	3	1	4
3	1	3	1	0	2	2	0	2	0	1
4	0	1	3	2	0	0	0	2	0	0
5	1	0	0	0	0	0	0	1	0	0
6	0	0	1	0	0	0	0	0	0	0
7	0	0	0	0	0	0	0	0	0	0
8	0	0	0	0	0	0	0	0	0	0
9	0	0	0	0	0	0	0	0	0	0
10 or more	0	0	0	0	0	0	0	0	0	0
TOTAL	11	16	37	16	16	16	11	27	9	16

HERNANDO COUNTY

TOTAL AND AVERAGE NUMBER OF CHARGES FOR FLORIDA CAREER CRIMINALS BY SPECIFIC CRIME TYPE

	Homicide	Rape	Robbery	Aggrav. Assault	Burglary	Auto Theft	Stolen Property	Drugs/ Sale	Drugs/ Possn.
Total	1	3	21	29	96	15	8	21	3
Average	.03	.10	.68	.94	3.10	.48	.26	.68	.10

THE NUMBER OF FLORIDA CAREER CRIMINAL FELONY ARRESTS OVER TIME

Number of Felony Arrests	Prior To 1970	1970- 1974	1975- 1979	1980	1981	1982	1983	1984	1985	1986
0	28	21	12	22	22	19	17	23	21	17
1	1	5	2	4	2	7	11	4	7	7
2	1	2	7	3	5	2	0	3	2	4
3	0	2	5	0	2	2	2	0	1	3
4	1	0	4	1	0	0	0	1	0	0
5	0	1	1	0	0	1	1	0	0	0
6	0	0	0	0	0	0	0	0	0	0
7	0	0	0	0	0	0	0	0	0	0
8	0	0	0	1	0	0	0	0	0	0
9	0	0	0	0	0	0	0	0	0	0
10 or more	0	0	0	0	0	0	0	0	0	0
TOTAL	7	20	52	22	18	22	22	14	14	24

HIGHLANDS COUNTY

TOTAL AND AVERAGE NUMBER OF CHARGES FOR FLORIDA CAREER CRIMINALS BY SPECIFIC CRIME TYPE

	Homicide	Rape	Robbery	Aggrav. Assault	Burglary	Auto Theft	Stolen Property	Drugs/ Sale	Drugs/ Possn.
Total	7	5	44	24	165	31	3	1	3
Average	.20	.14	1.26	.69	4.71	.89	.09	.03	.09

THE NUMBER OF FLORIDA CAREER CRIMINAL FELONY ARRESTS OVER TIME

Number of Felony Arrests	Prior To 1970	1970- 1974	1975- 1979	1980	1981	1982	1983	1984	1985	1986
0	26	20	10	19	23	27	28	23	26	27
1	2	4	7	13	8	4	5	3	4	2
2	2	3	11	2	4	4	2	6	3	0
3	1	4	3	1	0	0	0	2	2	3
4	2	2	1	0	0	0	0	1	0	2
5	0	1	1	0	0	0	0	0	0	1
6	0	1	1	0	0	0	0	0	0	0
7	0	0	1	0	0	0	0	0	0	0
8	1	0	0	0	0	0	0	0	0	0
9	0	0	0	0	0	0	0	0	0	0
10 or more	1	0	0	0	0	0	0	0	0	0
TOTAL	35	41	60	20	16	12	9	25	16	24

HILLSBOROUGH COUNTY

TOTAL AND AVERAGE NUMBER OF CHARGES FOR FLORIDA CAREER CRIMINALS BY SPECIFIC CRIME TYPE

	Homicide	Rape	Robbery	Aggrav. Assault	Burglary	Auto Theft	Stolen Property	Drugs/ Sale	Drugs/ Possn.
Total	286	330	2,083	1,660	5,206	1,369	233	915	550
Average	.18	.21	1.32	1.05	3.30	.87	.15	.58	.35

THE NUMBER OF FLORIDA CAREER CRIMINAL FELONY ARRESTS OVER TIME

Number of Felony Arrests	Prior To 1970	1970- 1974	1975- 1979	1980	1981	1982	1983	1984	1985	1986
0	1,290	840	444	1,044	1,020	951	973	959	970	990
1	102	219	307	336	326	364	340	307	320	290
2	74	170	264	135	170	158	166	177	165	164
3	49	146	246	48	38	66	70	89	73	71
4	26	102	158	10	16	26	21	27	29	34
5	18	35	82	6	6	11	6	12	10	21
6	8	25	43	0	1	2	3	3	7	4
7	5	26	23	0	2	1	0	3	3	2
8	0	9	6	0	0	0	0	1	1	1
9	1	4	3	0	0	0	0	1	1	2
10 or more	6	3	3	0	0	0	0	0	0	0
TOTAL	755	2,054	3,140	820	394	1,056	1,014	1,152	1,115	1,136

HOLMES COUNTY

TOTAL AND AVERAGE NUMBER OF CHARGES FOR FLORIDA CAREER CRIMINALS BY SPECIFIC CRIME TYPE

	Homicide	Rape	Robbery	Aggrav. Assault	Burglary	Auto Theft	Stolen Property	Drugs/ Sale	Drugs/ Possn.
Total	0	1	4	3	39	3	2	2	0
Average	0	.14	.57	.43	5.57	.43	.29	.29	0

THE NUMBER OF FLORIDA CAREER CRIMINAL FELONY ARRESTS OVER TIME

Number of Felony Arrests	Prior To 1970	1970- 1974	1975- 1979	1980	1981	1982	1983	1984	1985	1986
0	5	2	2	5	3	5	4	6	4	6
1	1	1	1	2	1	1	3	0	3	1
2	1	2	1	0	3	1	0	1	0	0
3	0	0	0	0	0	0	0	0	0	0
4	0	1	3	0	0	0	0	0	0	0
5	0	0	0	0	0	0	0	0	0	0
6	0	0	0	0	0	0	0	0	0	0
7	0	1	0	0	0	0	0	0	0	0
8	0	0	0	0	0	0	0	0	0	0
9	0	0	0	0	0	0	0	0	0	0
10 or more	0	0	0	0	0	0	0	0	0	0
TOTAL	3	16	15	2	7	3	3	2	3	1

INDIAN RIVER COUNTY

TOTAL AND AVERAGE NUMBER OF CHARGES FOR FLORIDA CAREER CRIMINALS BY SPECIFIC CRIME TYPE

	Homicide	Rape	Robbery	Aggrav. Assault	Burglary	Auto Theft	Stolen Property	Drugs/Sale	Drugs/Possn.
Total	10	14	72	54	197	42	15	15	4
Average	.15	.21	1.09	.82	2.98	.64	.23	.23	.06

THE NUMBER OF FLORIDA CAREER CRIMINAL FELONY ARRESTS OVER TIME

Number of Felony Arrests	Prior To 1970	1970-1974	1975-1979	1980	1981	1982	1983	1984	1985	1986
0	58	39	21	49	43	47	46	41	27	38
1	4	14	10	13	20	12	14	13	21	12
2	1	4	16	3	3	5	4	7	9	12
3	2	5	9	1	0	1	1	5	6	2
4	1	3	4	0	0	0	1	0	3	2
5	0	1	4	0	0	0	0	0	0	0
6	0	0	1	0	0	0	0	0	0	0
7	0	0	1	0	0	1	0	0	0	0
8	0	0	0	0	0	0	0	0	0	0
9	0	0	0	0	0	0	0	0	0	0
10 or more	0	0	0	0	0	0	0	0	0	0
TOTAL	16	54	118	22	26	32	29	42	69	50

JACKSON COUNTY

TOTAL AND AVERAGE NUMBER OF CHARGES FOR FLORIDA CAREER CRIMINALS BY SPECIFIC CRIME TYPE

	Homicide	Rape	Robbery	Aggrav. Assault	Burglary	Auto Theft	Stolen Property	Drugs/Sale	Drugs/Possn.
Total	6	6	50	62	90	26	6	13	4
Average	.17	.17	1.39	1.72	2.50	.72	.17	.36	.11

THE NUMBER OF FLORIDA CAREER CRIMINAL FELONY ARRESTS OVER TIME

Number of Felony Arrests	Prior To 1970	1970-1974	1975-1979	1980	1981	1982	1983	1984	1985	1986
0	33	26	16	28	25	26	21	21	19	25
1	0	2	7	4	6	5	6	9	7	6
2	3	3	6	4	3	2	7	3	6	4
3	0	2	4	0	2	0	1	2	3	1
4	0	1	2	0	0	3	0	1	1	0
5	0	2	1	0	0	0	0	0	0	0
6	0	0	0	0	0	0	1	0	0	0
7	0	0	0	0	0	0	0	0	0	0
8	0	0	0	0	0	0	0	0	0	0
9	0	0	0	0	0	0	0	0	0	0
10 or more	0	0	0	0	0	0	0	0	0	0
TOTAL	6	28	44	12	18	21	29	28	32	17

JEFFERSON COUNTY

TOTAL AND AVERAGE NUMBER OF CHARGES FOR FLORIDA CAREER CRIMINALS BY SPECIFIC CRIME TYPE

	Homicide	Rape	Robbery	Aggrav. Assault	Burglary	Auto Theft	Stolen Property	Drugs/ Sale	Drugs/ Possn.
Total	1	3	5	6	19	12	4	0	0
Average	.14	.43	.71	.86	2.71	1.71	.57	0	0

THE NUMBER OF FLORIDA CAREER CRIMINAL FELONY ARRESTS OVER TIME

Number of Felony Arrests	Prior To 1970	1970- 1974	1975- 1979	1980	1981	1982	1983	1984	1985	1986
0	7	5	4	5	4	3	4	4	3	5
1	0	1	1	1	2	3	3	2	4	1
2	0	1	0	0	1	0	0	0	0	0
3	0	0	0	1	0	0	0	1	0	1
4	0	0	1	0	0	0	0	0	0	0
5	0	0	0	0	0	1	0	0	0	0
6	0	0	1	0	0	0	0	0	0	0
7	0	0	0	0	0	0	0	0	0	0
8	0	0	0	0	0	0	0	0	0	0
9	0	0	0	0	0	0	0	0	0	0
10 or more	0	0	0	0	0	0	0	0	0	0
TOTAL	0	3	11	4	4	8	3	5	4	4

LAFAYETTE COUNTY

TOTAL AND AVERAGE NUMBER OF CHARGES FOR FLORIDA CAREER CRIMINALS BY SPECIFIC CRIME TYPE

	Homicide	Rape	Robbery	Aggrav. Assault	Burglary	Auto Theft	Stolen Property	Drugs/ Sale	Drugs/ Possn.
Total	0	1	2	2	3	4	0	0	0
Average	0	.50	1.00	1.00	1.50	2.00	0	0	0

THE NUMBER OF FLORIDA CAREER CRIMINAL FELONY ARRESTS OVER TIME

Number of Felony Arrests	Prior To 1970	1970- 1974	1975- 1979	1980	1981	1982	1983	1984	1985	1986
0	2	2	1	1	1	0	1	0	1	1
1	0	0	0	0	1	1	1	1	0	1
2	0	0	1	1	0	1	0	1	1	0
3	0	0	0	0	0	0	0	0	0	0
4	0	0	0	0	0	0	0	0	0	0
5	0	0	0	0	0	0	0	0	0	0
6	0	0	0	0	0	0	0	0	0	0
7	0	0	0	0	0	0	0	0	0	0
8	0	0	0	0	0	0	0	0	0	0
9	0	0	0	0	0	0	0	0	0	0
10 or more	0	0	0	0	0	0	0	0	0	0
TOTAL	0	0	2	2	1	3	1	3	2	1

LAKE COUNTY

TOTAL AND AVERAGE NUMBER OF CHARGES FOR FLORIDA CAREER CRIMINALS BY SPECIFIC CRIME TYPE

	Homicide	Rape	Robbery	Aggrav. Assault	Burglary	Auto Theft	Stolen Property	Drugs/ Sale	Drugs/ Possn.
Total	13	22	106	90	395	87	22	47	10
Average	.11	.18	.88	.75	3.29	.73	.18	.39	.08

THE NUMBER OF FLORIDA CAREER CRIMINAL FELONY ARRESTS OVER TIME

Number of Felony Arrests	Prior To 1970	1970- 1974	1975- 1979	1980	1981	1982	1983	1984	1985	1986
0	100	73	41	77	66	76	83	72	72	69
1	7	16	30	25	28	28	17	25	28	26
2	7	12	27	12	17	9	8	16	9	15
3	1	10	10	5	5	3	8	5	8	7
4	3	6	7	1	2	2	4	1	3	1
5	1	3	2	0	1	0	0	1	0	2
6	0	0	0	0	0	2	0	0	0	0
7	1	0	0	0	1	0	0	0	0	0
8	0	0	3	0	0	0	0	0	0	0
9	0	0	0	0	0	0	0	0	0	0
10 or more	0	0	0	0	0	0	0	0	0	0
TOTAL	48	109	176	68	97	75	73	81	82	91

LEE COUNTY

TOTAL AND AVERAGE NUMBER OF CHARGES FOR FLORIDA CAREER CRIMINALS BY SPECIFIC CRIME TYPE

	Homicide	Rape	Robbery	Aggrav. Assault	Burglary	Auto Theft	Stolen Property	Drugs/ Sale	Drugs/ Possn.
Total	20	27	137	80	490	60	21	25	33
Average	.15	.21	1.05	.61	3.74	.46	.16	.19	.25

THE NUMBER OF FLORIDA CAREER CRIMINAL FELONY ARRESTS OVER TIME

Number of Felony Arrests	Prior To 1970	1970- 1974	1975- 1979	1980	1981	1982	1983	1984	1985	1986
0	104	59	33	91	87	85	94	88	99	94
1	11	17	17	21	26	28	27	25	14	18
2	9	17	33	15	14	9	6	13	11	10
3	3	18	18	3	4	8	2	4	6	5
4	2	7	14	0	0	1	1	1	1	2
5	2	7	8	1	0	0	0	0	0	2
6	0	5	4	0	0	0	0	0	0	0
7	0	1	3	0	0	0	0	0	0	0
8	0	0	0	0	0	0	1	0	0	0
9	0	0	0	0	0	0	0	0	0	0
10 or more	0	0	1	0	0	0	0	0	0	0
TOTAL	56	205	289	65	66	74	57	67	58	71

LEON COUNTY

TOTAL AND AVERAGE NUMBER OF CHARGES FOR FLORIDA CAREER CRIMINALS BY SPECIFIC CRIME TYPE

	Homicide	Rape	Robbery	Aggrav. Assault	Burglary	Auto Theft	Stolen Property	Drugs/ Sale	Drugs/ Possn.
Total	41	56	252	193	639	117	26	50	25
Average	.19	.26	1.17	.89	2.96	.54	.12	.23	.12

THE NUMBER OF FLORIDA CAREER CRIMINAL FELONY ARRESTS OVER TIME

Number of Felony Arrests	Prior To 1970	1970- 1974	1975- 1979	1980	1981	1982	1983	1984	1985	1986
0	186	125	72	145	118	139	133	141	152	143
1	19	36	51	44	62	46	48	40	41	50
2	4	26	42	17	23	22	25	22	14	15
3	3	12	22	6	9	6	6	9	3	5
4	4	7	13	4	3	3	2	3	5	1
5	0	3	8	0	1	0	1	0	0	2
6	0	2	3	0	0	0	1	0	0	0
7	0	2	3	0	0	0	0	0	0	0
8	0	2	2	0	0	0	0	1	1	0
9	0	1	0	0	0	0	0	0	0	0
10 or more	0	0	0	0	0	0	0	0	0	0
TOTAL	52	218	348	112	152	120	135	131	106	109

LEVY COUNTY

TOTAL AND AVERAGE NUMBER OF CHARGES FOR FLORIDA CAREER CRIMINALS BY SPECIFIC CRIME TYPE

	Homicide	Rape	Robbery	Aggrav. Assault	Burglary	Auto Theft	Stolen Property	Drugs/ Sale	Drugs/ Possn.
Total	0	1	3	8	19	5	3	2	1
Average	0	.13	.38	1.00	2.38	.63	.38	.25	.13

THE NUMBER OF FLORIDA CAREER CRIMINAL FELONY ARRESTS OVER TIME

Number of Felony Arrests	Prior To 1970	1970- 1974	1975- 1979	1980	1981	1982	1983	1984	1985	1986
0	7	6	2	4	6	6	6	4	5	6
1	1	1	2	2	0	2	2	2	2	2
2	0	0	3	1	2	0	0	1	1	0
3	0	0	0	1	0	0	0	1	0	0
4	0	1	1	0	0	0	0	0	0	0
5	0	0	0	0	0	0	0	0	0	0
6	0	0	0	0	0	0	0	0	0	0
7	0	0	0	0	0	0	0	0	0	0
8	0	0	0	0	0	0	0	0	0	0
9	0	0	0	0	0	0	0	0	0	0
10 or more	0	0	0	0	0	0	0	0	0	0
TOTAL	1	5	12	7	4	2	2	7	4	2

LIBERTY COUNTY

TOTAL AND AVERAGE NUMBER OF CHARGES FOR FLORIDA CAREER CRIMINALS BY SPECIFIC CRIME TYPE

	Homicide	Rape	Robbery	Aggrav. Assault	Burglary	Auto Theft	Stolen Property	Drugs/ Sale	Drugs/ Possn.
Total	0	0	0	0	0	0	0	0	0
Average	0	0	0	0	0	0	0	0	0

THE NUMBER OF FLORIDA CAREER CRIMINAL FELONY ARRESTS OVER TIME

Number of Felony Arrests	Prior To 1970	1970- 1974	1975- 1979	1980	1981	1982	1983	1984	1985	1986
0	0	0	0	0	0	0	0	0	0	0
1	0	0	0	0	0	0	0	0	0	0
2	0	0	0	0	0	0	0	0	0	0
3	0	0	0	0	0	0	0	0	0	0
4	0	0	0	0	0	0	0	0	0	0
5	0	0	0	0	0	0	0	0	0	0
6	0	0	0	0	0	0	0	0	0	0
7	0	0	0	0	0	0	0	0	0	0
8	0	0	0	0	0	0	0	0	0	0
9	0	0	0	0	0	0	0	0	0	0
10 or more	0	0	0	0	0	0	0	0	0	0
TOTAL	0	0	0	0	0	0	0	0	0	0

MADISON COUNTY

TOTAL AND AVERAGE NUMBER OF CHARGES FOR FLORIDA CAREER CRIMINALS BY SPECIFIC CRIME TYPE

	Homicide	Rape	Robbery	Aggrav. Assault	Burglary	Auto Theft	Stolen Property	Drugs/ Sale	Drugs/ Possn.
Total	0	6	11	7	17	16	16	3	0
Average	0	.67	1.22	.78	1.89	1.78	1.78	.33	0

THE NUMBER OF FLORIDA CAREER CRIMINAL FELONY ARRESTS OVER TIME

Number of Felony Arrests	Prior To 1970	1970- 1974	1975- 1979	1980	1981	1982	1983	1984	1985	1986
0	9	1	3	6	7	5	9	7	5	4
1	0	2	3	2	0	4	0	2	1	4
2	0	1	1	1	0	0	0	0	1	0
3	0	3	2	0	2	0	0	0	2	1
4	0	1	0	0	0	0	0	0	0	0
5	0	0	0	0	0	0	0	0	0	0
6	0	0	0	0	0	0	0	0	0	0
7	0	1	0	0	0	0	0	0	0	0
8	0	0	0	0	0	0	0	0	0	0
9	0	0	0	0	0	0	0	0	0	0
10 or more	0	0	0	0	0	0	0	0	0	0
TOTAL	0	24	11	4	6	4	0	2	9	7

MANATEE COUNTY

TOTAL AND AVERAGE NUMBER OF CHARGES FOR FLORIDA CAREER CRIMINALS BY SPECIFIC CRIME TYPE

	Homicide	Rape	Robbery	Aggrav. Assault	Burglary	Auto Theft	Stolen Property	Drugs/ Sale	Drugs/ Possn.
Total	19	32	148	121	485	183	21	53	11
Average	.11	.19	.86	.70	2.82	1.06	.12	.31	.06

THE NUMBER OF FLORIDA CAREER CRIMINAL FELONY ARRESTS OVER TIME

Number of Felony Arrests	Prior To 1970	1970- 1974	1975- 1979	1980	1981	1982	1983	1984	1985	1986
0	149	97	52	117	109	116	121	110	107	113
1	8	20	28	26	40	26	32	32	32	34
2	5	23	35	14	16	18	13	14	18	12
3	8	15	23	11	5	8	4	10	12	9
4	1	6	19	3	1	4	2	4	1	2
5	0	7	7	1	1	0	0	1	0	2
6	1	1	2	0	0	0	0	1	1	0
7	0	1	2	0	0	0	0	0	1	0
8	0	1	3	0	0	0	0	0	0	0
9	0	1	1	0	0	0	0	0	0	0
10 or more	0	0	0	0	0	0	0	0	0	0
TOTAL	52	200	337	104	96	102	78	117	121	103

MARION COUNTY

TOTAL AND AVERAGE NUMBER OF CHARGES FOR FLORIDA CAREER CRIMINALS BY SPECIFIC CRIME TYPE

	Homicide	Rape	Robbery	Aggrav. Assault	Burglary	Auto Theft	Stolen Property	Drugs/ Sale	Drugs/ Possn.
Total	32	39	207	146	754	124	73	49	31
Average	.16	.20	1.05	.74	3.81	.63	.37	.25	.16

THE NUMBER OF FLORIDA CAREER CRIMINAL FELONY ARRESTS OVER TIME

Number of Felony Arrests	Prior To 1970	1970- 1974	1975- 1979	1980	1981	1982	1983	1984	1985	1986
0	176	105	60	133	141	121	127	121	135	142
1	10	27	41	38	30	42	47	38	36	35
2	4	33	30	17	18	18	12	27	18	9
3	3	16	32	4	5	11	8	6	5	6
4	2	11	18	3	2	3	3	5	2	5
5	2	3	10	3	2	2	1	1	2	1
6	1	0	2	0	0	0	0	0	0	0
7	0	1	2	0	0	1	0	0	0	0
8	0	1	1	0	0	0	0	0	0	0
9	0	1	2	0	0	0	0	0	0	0
10 or more	0	0	0	0	0	0	0	0	0	0
TOTAL	51	224	371	111	99	140	112	136	105	96

MARTIN COUNTY

TOTAL AND AVERAGE NUMBER OF CHARGES FOR FLORIDA CAREER CRIMINALS BY SPECIFIC CRIME TYPE

	Homicide	Rape	Robbery	Aggrav. Assault	Burglary	Auto Theft	Stolen Property	Drugs/ Sale	Drugs/ Possn.
Total	9	14	97	145	349	47	28	76	27
Average	.10	.16	1.11	1.67	4.01	.54	.32	.87	.31

THE NUMBER OF FLORIDA CAREER CRIMINAL FELONY ARRESTS OVER TIME

Number of Felony Arrests	Prior To 1970	1970- 1974	1975- 1979	1980	1981	1982	1983	1984	1985	1986
0	75	46	29	58	53	47	58	51	50	51
1	6	16	16	14	15	21	16	15	17	16
2	4	7	22	8	8	8	8	12	15	13
3	1	6	8	5	6	7	2	4	5	5
4	0	4	2	1	4	2	3	3	0	0
5	1	3	6	1	0	0	0	0	0	0
6	0	2	1	0	1	2	0	2	0	1
7	0	2	1	0	0	0	0	0	0	0
8	0	0	1	0	0	0	0	0	0	1
9	0	0	0	0	0	0	0	0	0	0
10 or more	0	1	1	0	0	0	0	0	0	0
TOTAL	22	115	156	54	71	78	50	75	62	71

MONROE COUNTY

TOTAL AND AVERAGE NUMBER OF CHARGES FOR FLORIDA CAREER CRIMINALS BY SPECIFIC CRIME TYPE

	Homicide	Rape	Robbery	Aggrav. Assault	Burglary	Auto Theft	Stolen Property	Drugs/ Sale	Drugs/ Possn.
Total	16	11	88	84	222	36	11	17	12
Average	.25	.17	1.35	1.29	3.42	.55	.17	.26	.18

THE NUMBER OF FLORIDA CAREER CRIMINAL FELONY ARRESTS OVER TIME

Number of Felony Arrests	Prior To 1970	1970- 1974	1975- 1979	1980	1981	1982	1983	1984	1985	1986
0	55	33	20	42	41	43	45	42	42	46
1	4	7	12	16	17	12	13	17	13	12
2	2	4	12	7	4	7	4	4	5	2
3	1	8	8	0	3	2	3	2	4	4
4	1	7	9	0	0	0	0	0	1	1
5	1	0	1	0	0	1	0	0	0	0
6	0	3	2	0	0	0	0	0	0	0
7	0	0	0	0	0	0	0	0	0	0
8	0	1	0	0	0	0	0	0	0	0
9	0	2	1	0	0	0	0	0	0	0
10 or more	1	0	0	0	0	0	0	0	0	0
TOTAL	33	111	122	30	34	37	30	31	39	32

NASSAU COUNTY

TOTAL AND AVERAGE NUMBER OF CHARGES FOR FLORIDA CAREER CRIMINALS BY SPECIFIC CRIME TYPE

	Homicide	Rape	Robbery	Aggrav. Assault	Burglary	Auto Theft	Stolen Property	Drugs/ Sale	Drugs/ Possn.
Total	10	12	21	41	142	25	3	8	5
Average	.24	.29	.51	1.00	3.46	.61	.07	.20	.12

THE NUMBER OF FLORIDA CAREER CRIMINAL FELONY ARRESTS OVER TIME

Number of Felony Arrests	Prior To 1970	1970- 1974	1975- 1979	1980	1981	1982	1983	1984	1985	1986
0	34	17	13	30	28	19	28	23	28	31
1	6	8	6	5	8	10	8	11	8	6
2	1	4	7	6	2	9	5	5	3	4
3	0	6	5	0	2	2	0	1	1	0
4	0	1	5	0	1	1	0	0	1	0
5	0	3	3	0	0	0	0	1	0	0
6	0	0	1	0	0	0	0	0	0	0
7	0	2	0	0	0	0	0	0	0	0
8	0	0	1	0	0	0	0	0	0	0
9	0	0	0	0	0	0	0	0	0	0
10 or more	0	0	0	0	0	0	0	0	0	0
TOTAL	8	67	84	17	22	38	18	29	21	14

OKALOOSA COUNTY

TOTAL AND AVERAGE NUMBER OF CHARGES FOR FLORIDA CAREER CRIMINALS BY SPECIFIC CRIME TYPE

	Homicide	Rape	Robbery	Aggrav. Assault	Burglary	Auto Theft	Stolen Property	Drugs/ Sale	Drugs/ Possn.
Total	1	17	16	24	135	43	4	5	6
Average	.03	.44	.41	.62	3.46	1.10	.10	.13	.15

THE NUMBER OF FLORIDA CAREER CRIMINAL FELONY ARRESTS OVER TIME

Number of Felony Arrests	Prior To 1970	1970- 1974	1975- 1979	1980	1981	1982	1983	1984	1985	1986
0	35	21	12	27	31	27	28	24	27	28
1	1	5	8	7	5	10	6	9	7	9
2	0	4	7	3	2	2	4	6	4	2
3	2	2	6	2	1	0	1	0	1	0
4	0	3	3	0	0	0	0	0	0	0
5	1	2	3	0	0	0	0	0	0	0
6	0	0	0	0	0	0	0	0	0	0
7	0	0	0	0	0	0	0	0	0	0
8	0	0	0	0	0	0	0	0	0	0
9	0	2	0	0	0	0	0	0	0	0
10 or more	0	0	0	0	0	0	0	0	0	0
TOTAL	12	59	67	19	12	14	17	21	18	13

OKEECHOBEE COUNTY

TOTAL AND AVERAGE NUMBER OF CHARGES FOR FLORIDA CAREER CRIMINALS BY SPECIFIC CRIME TYPE

	Homicide	Rape	Robbery	Aggrav. Assault	Burglary	Auto Theft	Stolen Property	Drugs/ Sale	Drugs/ Possn.
Total	2	16	50	37	95	24	14	30	2
Average	.06	.48	1.52	1.12	2.88	.73	.42	.91	.06

THE NUMBER OF FLORIDA CAREER CRIMINAL FELONY ARRESTS OVER TIME

Number of Felony Arrests	Prior To 1970	1970- 1974	1975- 1979	1980	1981	1982	1983	1984	1985	1986
0	31	22	13	22	17	24	20	21	18	15
1	1	4	1	5	9	4	2	9	7	6
2	1	4	3	6	2	2	4	3	4	8
3	0	0	2	0	3	3	2	0	2	3
4	0	1	4	0	1	0	3	0	1	1
5	0	1	1	0	1	0	2	0	0	0
6	0	1	6	0	0	0	0	0	1	0
7	0	0	1	0	0	0	0	0	0	0
8	0	0	1	0	0	0	0	0	0	0
9	0	0	1	0	0	0	0	0	0	0
10 or more	0	0	0	0	0	0	0	0	0	0
TOTAL	3	27	94	17	31	17	38	15	31	35

ORANGE COUNTY

TOTAL AND AVERAGE NUMBER OF CHARGES FOR FLORIDA CAREER CRIMINALS BY SPECIFIC CRIME TYPE

	Homicide	Rape	Robbery	Aggrav. Assault	Burglary	Auto Theft	Stolen Property	Drugs/ Sale	Drugs/ Possn.
Total	112	142	620	641	2,097	503	94	232	101
Average	.16	.21	.90	.93	3.05	.73	.14	.34	.15

THE NUMBER OF FLORIDA CAREER CRIMINAL FELONY ARRESTS OVER TIME

Number of Felony Arrests	Prior To 1970	1970- 1974	1975- 1979	1980	1981	1982	1983	1984	1985	1986
0	574	385	208	446	442	417	452	462	442	469
1	49	83	153	150	146	144	128	126	157	124
2	25	84	140	63	63	85	71	64	62	62
3	17	50	92	19	24	29	20	21	20	23
4	16	41	56	6	7	8	12	12	3	6
5	3	31	15	2	4	3	3	1	2	2
6	3	4	11	1	0	1	0	1	1	1
7	0	4	9	0	1	0	1	0	0	0
8	0	2	2	0	0	0	0	0	0	0
9	0	1	1	0	0	0	0	0	0	0
10 or more	0	2	0	0	0	0	0	0	0	0
TOTAL	247	820	1,162	373	399	454	400	376	369	357

OSCEOLA COUNTY

TOTAL AND AVERAGE NUMBER OF CHARGES FOR FLORIDA CAREER CRIMINALS BY SPECIFIC CRIME TYPE

	Homicide	Rape	Robbery	Aggrav. Assault	Burglary	Auto Theft	Stolen Property	Drugs/ Sale	Drugs/ Possn.
Total	8	9	54	37	263	50	12	15	3
Average	.12	.14	.83	.57	4.05	.77	.18	.23	.05

THE NUMBER OF FLORIDA CAREER CRIMINAL FELONY ARRESTS OVER TIME

Number of Felony Arrests	Prior To 1970	1970-- 1974	1975-- 1979	1980	1981	1982	1983	1984	1985	1986
0	49	32	16	39	41	39	49	41	51	47
1	12	6	15	19	15	11	13	19	9	11
2	2	11	13	6	7	8	1	5	3	5
3	0	7	12	0	1	7	2	0	1	2
4	2	5	5	1	1	0	0	0	1	0
5	0	2	2	0	0	0	0	0	0	0
6	0	2	1	0	0	0	0	0	0	0
7	0	0	1	0	0	0	0	0	0	0
8	0	0	0	0	0	0	0	0	0	0
9	0	0	0	0	0	0	0	0	0	0
10 or more	0	0	0	0	0	0	0	0	0	0
TOTAL	24	91	120	35	36	48	21	29	22	27

PALM BEACH COUNTY

TOTAL AND AVERAGE NUMBER OF CHARGES FOR FLORIDA CAREER CRIMINALS BY SPECIFIC CRIME TYPE

	Homicide	Rape	Robbery	Aggrav. Assault	Burglary	Auto Theft	Stolen Property	Drugs/ Sale	Drugs/ Possn.
Total	168	217	1,202	965	3,846	618	209	496	478
Average	.18	.24	1.31	1.05	4.19	.67	.23	.54	.52

THE NUMBER OF FLORIDA CAREER CRIMINAL FELONY ARRESTS OVER TIME

Number of Felony Arrests	Prior To 1970	1970-- 1974	1975-- 1979	1980	1981	1982	1983	1984	1985	1986
0	762	424	245	606	564	589	594	570	580	605
1	56	104	141	183	190	189	178	189	175	164
2	43	109	148	90	99	90	81	96	94	89
3	27	75	137	22	44	30	37	37	46	38
4	16	75	111	9	16	15	19	15	15	13
5	9	61	64	3	4	3	5	6	5	6
6	3	34	34	4	0	0	2	4	1	1
7	0	11	11	0	0	1	1	0	1	1
8	0	9	14	0	0	0	0	0	0	0
9	0	4	6	0	0	0	0	0	0	0
10 or more	1	11	6	0	0	0	0	0	0	0
TOTAL	360	1,663	2,132	504	604	541	571	606	599	551

PASCO COUNTY

TOTAL AND AVERAGE NUMBER OF CHARGES FOR FLORIDA CAREER CRIMINALS BY SPECIFIC CRIME TYPE

	Homicide	Rape	Robbery	Aggrav. Assault	Burglary	Auto Theft	Stolen Property	Drugs/ Sale	Drugs/ Possn.
Total	22	39	186	142	558	136	30	35	22
Average	.12	.21	1.02	.78	3.05	.74	.16	.19	.12

THE NUMBER OF FLORIDA CAREER CRIMINAL FELONY ARRESTS OVER TIME

Number of Felony Arrests	Prior To 1970	1970- 1974	1975- 1979	1980	1981	1982	1983	1984	1985	1986
0	150	88	55	127	127	123	131	130	123	129
1	17	20	38	39	36	38	29	30	31	32
2	11	26	27	11	11	13	15	15	16	14
3	2	23	21	2	8	9	6	5	9	6
4	1	12	24	3	1	0	2	2	4	1
5	1	9	10	0	0	0	0	0	0	1
6	0	2	5	0	0	0	0	1	0	0
7	0	1	1	0	0	0	0	0	0	0
8	0	2	1	1	0	0	0	0	0	0
9	0	0	1	0	0	0	0	0	0	0
10 or more	1	0	0	0	0	0	0	0	0	0
TOTAL	64	269	355	87	86	91	85	89	106	89

PINELLAS COUNTY

TOTAL AND AVERAGE NUMBER OF CHARGES FOR FLORIDA CAREER CRIMINALS BY SPECIFIC CRIME TYPE

	Homicide	Rape	Robbery	Aggrav. Assault	Burglary	Auto Theft	Stolen Property	Drugs/ Sale	Drugs/ Possn.
Total	113	190	847	822	2,932	532	129	637	351
Average	.12	.20	.87	.84	3.01	.55	.13	.65	.36

THE NUMBER OF FLORIDA CAREER CRIMINAL FELONY ARRESTS OVER TIME

Number of Felony Arrests	Prior To 1970	1970- 1974	1975- 1979	1980	1981	1982	1983	1984	1985	1986
0	825	490	257	708	666	651	646	652	637	657
1	51	144	203	188	217	198	206	186	208	195
2	45	127	199	61	64	86	74	86	93	75
3	27	106	153	13	21	32	36	34	21	27
4	9	43	91	2	4	5	9	10	10	13
5	7	34	43	0	0	1	1	4	3	5
6	2	15	17	1	1	0	1	0	0	1
7	4	7	5	0	0	0	0	1	1	0
8	2	5	4	0	0	0	0	0	0	0
9	1	2	0	0	0	0	0	0	0	0
10 or more	0	0	1	0	0	0	0	0	0	0
TOTAL	358	1,255	1,818	363	430	491	509	527	519	509

POLK COUNTY

TOTAL AND AVERAGE NUMBER OF CHARGES FOR FLORIDA CAREER CRIMINALS BY SPECIFIC CRIME TYPE

	Homicide	Rape	Robbery	Aggrav. Assault	Burglary	Auto Theft	Stolen Property	Drugs/ Sale	Drugs/ Possn.
Total	87	107	520	573	1,768	342	104	220	70
Average	.17	.21	1.00	1.10	3.40	.66	.20	.42	.13

THE NUMBER OF FLORIDA CAREER CRIMINAL FELONY ARRESTS OVER TIME

Number of Felony Arrests	Prior To 1970	1970- 1974	1975- 1979	1980	1981	1982	1983	1984	1985	1986
0	415	266	121	347	357	341	367	353	371	376
1	46	75	111	87	107	101	79	92	75	73
2	28	74	96	52	41	61	48	54	44	32
3	13	40	76	26	9	12	15	11	18	20
4	8	36	61	6	5	4	5	6	8	10
5	5	12	28	2	1	1	4	2	4	2
6	4	8	11	0	0	0	2	2	0	4
7	0	2	5	0	0	0	0	0	0	2
8	0	5	7	0	0	0	0	0	0	0
9	1	1	3	0	0	0	0	0	0	1
10 or more	0	1	1	0	0	0	0	0	0	0
TOTAL	231	680	1,109	303	241	280	272	279	269	294

PUTNAM COUNTY

TOTAL AND AVERAGE NUMBER OF CHARGES FOR FLORIDA CAREER CRIMINALS BY SPECIFIC CRIME TYPE

	Homicide	Rape	Robbery	Aggrav. Assault	Burglary	Auto Theft	Stolen Property	Drugs/ Sale	Drugs/ Possn.
Total	1	20	50	46	185	31	9	13	6
Average	.02	.36	.91	.84	3.36	.56	.16	.24	.11

THE NUMBER OF FLORIDA CAREER CRIMINAL FELONY ARRESTS OVER TIME

Number of Felony Arrests	Prior To 1970	1970- 1974	1975- 1979	1980	1981	1982	1983	1984	1985	1986
0	52	29	15	42	43	36	35	38	35	39
1	0	9	16	9	9	10	11	6	13	8
2	0	7	10	1	2	7	4	6	1	5
3	3	4	8	2	1	1	4	5	1	2
4	0	5	4	1	0	0	0	0	5	1
5	0	1	0	0	0	0	1	0	0	0
6	0	0	1	0	0	0	0	0	0	0
7	0	0	0	0	0	0	0	0	0	0
8	0	0	1	0	0	1	0	0	0	0
9	0	0	0	0	0	0	0	0	0	0
10 or more	0	0	0	0	0	0	0	0	0	0
TOTAL	9	60	90	21	16	35	36	33	38	28

ST. JOHNS COUNTY

TOTAL AND AVERAGE NUMBER OF CHARGES FOR FLORIDA CAREER CRIMINALS BY SPECIFIC CRIME TYPE

	Homicide	Rape	Robbery	Aggrav. Assault	Burglary	Auto Theft	Stolen Property	Drugs/ Sale	Drugs/ Possn.
Total	30	9	60	93	245	48	26	16	11
Average	.35	.10	.70	1.08	2.85	.56	.30	.19	.13

THE NUMBER OF FLORIDA CAREER CRIMINAL FELONY ARRESTS OVER TIME

Number of Felony Arrests	Prior To 1970	1970-- 1974	1975-- 1979	1980	1981	1982	1983	1984	1985	1986
0	79	45	30	53	51	45	53	63	54	53
1	3	12	21	21	20	26	19	11	17	15
2	2	10	18	10	8	10	9	10	11	11
3	2	12	12	2	5	4	4	1	4	5
4	0	3	2	0	2	1	1	1	0	0
5	0	1	2	0	0	0	0	0	0	2
6	0	1	0	0	0	0	0	0	0	0
7	0	2	1	0	0	0	0	0	0	0
8	0	0	0	0	0	0	0	0	0	0
9	0	0	0	0	0	0	0	0	0	0
10 or more	0	0	0	0	0	0	0	0	0	0
TOTAL	13	105	118	47	59	62	53	38	51	62

ST. LUCIE COUNTY

TOTAL AND AVERAGE NUMBER OF CHARGES FOR FLORIDA CAREER CRIMINALS BY SPECIFIC CRIME TYPE

	Homicide	Rape	Robbery	Aggrav. Assault	Burglary	Auto Theft	Stolen Property	Drugs/ Sale	Drugs/ Possn.
Total	35	39	269	186	701	82	86	78	33
Average	.18	.20	1.35	.93	3.51	.41	.43	.39	.17

THE NUMBER OF FLORIDA CAREER CRIMINAL FELONY ARRESTS OVER TIME

Number of Felony Arrests	Prior To 1970	1970-- 1974	1975-- 1979	1980	1981	1982	1983	1984	1985	1986
0	173	120	63	137	133	129	124	109	118	108
1	12	25	42	38	46	48	35	45	49	41
2	7	21	42	16	15	14	29	28	18	26
3	2	18	22	6	4	8	10	14	10	13
4	4	8	17	2	0	1	1	1	3	7
5	0	3	8	0	1	0	1	3	1	3
6	0	1	2	1	0	0	0	0	1	0
7	1	3	4	0	1	0	0	0	0	2
8	1	0	0	0	0	0	0	0	0	0
9	0	1	0	0	0	0	0	0	0	0
10 or more	0	0	0	0	0	0	0	0	0	0
TOTAL	63	204	340	102	100	104	132	162	138	189

SANTA ROSA COUNTY

TOTAL AND AVERAGE NUMBER OF CHARGES FOR FLORIDA CAREER CRIMINALS BY SPECIFIC CRIME TYPE

	Homicide	Rape	Robbery	Aggrav. Assault	Burglary	Auto Theft	Stolen Property	Drugs/ Sale	Drugs/ Possn.
Total	3	2	21	23	58	22	5	7	1
Average	.14	.10	1.00	1.10	2.76	1.05	.24	.33	.05

THE NUMBER OF FLORIDA CAREER CRIMINAL FELONY ARRESTS OVER TIME

Number of Felony Arrests	Prior To 1970	1970- 1974	1975- 1979	1980	1981	1982	1983	1984	1985	1986
0	18	11	5	13	12	15	15	19	15	13
1	1	4	8	3	5	4	2	1	3	5
2	2	2	3	4	2	2	1	1	2	2
3	0	3	2	1	2	0	1	0	1	1
4	0	0	1	0	0	0	1	0	0	0
5	0	1	1	0	0	0	1	0	0	0
6	0	0	0	0	0	0	0	0	0	0
7	0	0	0	0	0	0	0	0	0	0
8	0	0	1	0	0	0	0	0	0	0
9	0	0	0	0	0	0	0	0	0	0
10 or more	0	0	0	0	0	0	0	0	0	0
TOTAL	5	22	37	14	15	8	16	3	10	12

SARASOTA COUNTY

TOTAL AND AVERAGE NUMBER OF CHARGES FOR FLORIDA CAREER CRIMINALS BY SPECIFIC CRIME TYPE

	Homicide	Rape	Robbery	Aggrav. Assault	Burglary	Auto Theft	Stolen Property	Drugs/ Sale	Drugs/ Possn.
Total	13	29	133	97	479	84	16	28	23
Average	.11	.24	1.11	.81	3.99	.70	.13	.23	.19

THE NUMBER OF FLORIDA CAREER CRIMINAL FELONY ARRESTS OVER TIME

Number of Felony Arrests	Prior To 1970	1970- 1974	1975- 1979	1980	1981	1982	1983	1984	1985	1986
0	93	51	21	85	78	73	86	84	89	85
1	9	23	32	26	23	27	27	29	19	22
2	6	16	25	7	12	16	5	5	6	9
3	6	16	16	1	5	4	1	2	6	3
4	3	5	17	1	1	0	0	0	0	0
5	1	5	3	0	1	0	1	0	0	1
6	0	2	4	0	0	0	0	0	0	0
7	1	1	1	0	0	0	0	0	0	0
8	0	0	1	0	0	0	0	0	0	0
9	0	0	0	0	0	0	0	0	0	0
10 or more	1	1	0	0	0	0	0	0	0	0
TOTAL	74	178	252	47	71	71	45	45	49	54

SEMINOLE COUNTY

TOTAL AND AVERAGE NUMBER OF CHARGES FOR FLORIDA CAREER CRIMINALS BY SPECIFIC CRIME TYPE

	Homicide	Rape	Robbery	Aggrav. Assault	Burglary	Auto Theft	Stolen Property	Drugs/ Sale	Drugs/ Possn.
Total	28	43	169	148	486	107	21	43	21
Average	.16	.25	.99	.87	2.86	.63	.12	.25	.12

THE NUMBER OF FLORIDA CAREER CRIMINAL FELONY ARRESTS OVER TIME

Number of Felony Arrests	Prior To 1970	1970- 1974	1975- 1979	1980	1981	1982	1983	1984	1985	1986
0	154	89	48	108	120	108	114	114	110	120
1	8	25	30	38	27	30	38	33	40	33
2	5	15	31	14	23	24	10	15	12	7
3	1	21	23	6	6	6	4	5	5	9
4	1	10	23	1	2	2	3	2	3	1
5	0	7	10	2	0	0	1	1	0	0
6	1	2	3	1	0	0	0	0	0	0
7	0	0	1	0	1	0	0	0	0	0
8	0	0	0	0	1	0	0	0	0	0
9	0	1	0	0	0	0	0	0	0	0
10 or more	0	0	1	0	0	0	0	0	0	0
TOTAL	31	214	338	104	94	104	87	91	91	78

SUMTER COUNTY

TOTAL AND AVERAGE NUMBER OF CHARGES FOR FLORIDA CAREER CRIMINALS BY SPECIFIC CRIME TYPE

	Homicide	Rape	Robbery	Aggrav. Assault	Burglary	Auto Theft	Stolen Property	Drugs/ Sale	Drugs/ Possn.
Total	2	6	49	36	86	23	5	3	7
Average	.07	.21	1.69	1.24	2.97	.79	.17	.10	.24

THE NUMBER OF FLORIDA CAREER CRIMINAL FELONY ARRESTS OVER TIME

Number of Felony Arrests	Prior To 1970	1970- 1974	1975- 1979	1980	1981	1982	1983	1984	1985	1986
0	25	17	13	18	18	17	18	19	21	21
1	1	1	4	11	7	8	4	9	5	6
2	2	3	4	0	1	3	3	1	1	1
3	1	4	2	0	3	0	4	0	0	0
4	0	3	1	0	0	1	0	0	1	1
5	0	0	2	0	0	0	0	0	1	0
6	0	0	1	0	0	0	0	0	0	0
7	0	0	1	0	0	0	0	0	0	0
8	0	0	0	0	0	0	0	0	0	0
9	0	0	1	0	0	0	0	0	0	0
10 or more	0	1	0	0	0	0	0	0	0	0
TOTAL	8	41	54	11	18	18	22	11	16	12

SUWANNEE COUNTY

TOTAL AND AVERAGE NUMBER OF CHARGES FOR FLORIDA CAREER CRIMINALS BY SPECIFIC CRIME TYPE

	Homicide	Rape	Robbery	Aggrav. Assault	Burglary	Auto Theft	Stolen Property	Drugs/ Sale	Drugs/ Possn.
Total	0	3	2	11	60	15	2	4	1
Average	0	.17	.11	.61	3.33	.83	.11	.22	.06

THE NUMBER OF FLORIDA CAREER CRIMINAL FELONY ARRESTS OVER TIME

Number of Felony Arrests	Prior To 1970	1970- 1974	1975- 1979	1980	1981	1982	1983	1984	1985	1986
0	13	7	7	14	11	13	14	12	13	13
1	2	2	4	3	5	2	3	3	2	4
2	1	5	3	1	1	0	1	1	3	0
3	0	1	4	0	1	1	0	1	0	1
4	2	0	0	0	0	2	0	0	0	0
5	0	2	0	0	0	0	0	0	0	0
6	0	1	0	0	0	0	0	1	0	0
7	0	0	0	0	0	0	0	0	0	0
8	0	0	0	0	0	0	0	0	0	0
9	0	0	0	0	0	0	0	0	0	0
10 or more	0	0	0	0	0	0	0	0	0	0
TOTAL	12	31	22	5	10	13	5	14	8	7

TAYLOR COUNTY

TOTAL AND AVERAGE NUMBER OF CHARGES FOR FLORIDA CAREER CRIMINALS BY SPECIFIC CRIME TYPE

	Homicide	Rape	Robbery	Aggrav. Assault	Burglary	Auto Theft	Stolen Property	Drugs/ Sale	Drugs/ Possn.
Total	3	0	10	5	16	12	1	0	1
Average	.50	0	1.67	.83	2.67	2.00	.17	0	.17

THE NUMBER OF FLORIDA CAREER CRIMINAL FELONY ARRESTS OVER TIME

Number of Felony Arrests	Prior To 1970	1970- 1974	1975- 1979	1980	1981	1982	1983	1984	1985	1986
0	5	3	2	4	2	3	4	5	3	5
1	0	1	1	2	2	1	2	0	2	1
2	0	2	2	0	1	2	0	0	0	0
3	1	0	0	0	1	0	0	0	1	0
4	0	0	1	0	0	0	0	1	0	0
5	0	0	0	0	0	0	0	0	0	0
6	0	0	0	0	0	0	0	0	0	0
7	0	0	0	0	0	0	0	0	0	0
8	0	0	0	0	0	0	0	0	0	0
9	0	0	0	0	0	0	0	0	0	0
10 or more	0	0	0	0	0	0	0	0	0	0
TOTAL	3	5	9	2	7	5	2	4	5	1

UNION COUNTY

TOTAL AND AVERAGE NUMBER OF CHARGES FOR FLORIDA CAREER CRIMINALS BY SPECIFIC CRIME TYPE

	Homicide	Rape	Robbery	Aggrav. Assault	Burglary	Auto Theft	Stolen Property	Drugs/ Sale	Drugs/ Possn.
Total	24	17	67	48	89	29	3	7	6
Average	.62	.44	1.72	1.23	2.28	.74	.08	.18	.15

THE NUMBER OF FLORIDA CAREER CRIMINAL FELONY ARRESTS OVER TIME

Number of Felony Arrests	Prior To 1970	1970- 1974	1975- 1979	1980	1981	1982	1983	1984	1985	1986
0	23	12	8	25	30	16	28	32	37	38
1	2	8	9	9	9	19	10	6	1	1
2	5	8	8	3	0	4	1	1	1	0
3	7	2	6	2	0	0	0	0	0	0
4	1	2	3	0	0	0	0	0	0	0
5	0	5	2	0	0	0	0	0	0	0
6	1	1	0	0	0	0	0	0	0	0
7	0	0	2	0	0	0	0	0	0	0
8	0	1	0	0	0	0	0	0	0	0
9	0	0	1	0	0	0	0	0	0	0
10 or more	0	0	0	0	0	0	0	0	0	0
TOTAL	43	77	88	21	9	27	12	8	3	1

VOLUSIA COUNTY

TOTAL AND AVERAGE NUMBER OF CHARGES FOR FLORIDA CAREER CRIMINALS BY SPECIFIC CRIME TYPE

	Homicide	Rape	Robbery	Aggrav. Assault	Burglary	Auto Theft	Stolen Property	Drugs/ Sale	Drugs/ Possn.
Total	59	92	370	282	1,006	232	48	168	88
Average	.19	.29	1.18	.90	3.20	.74	.15	.54	.28

THE NUMBER OF FLORIDA CAREER CRIMINAL FELONY ARRESTS OVER TIME

Number of Felony Arrests	Prior To 1970	1970- 1974	1975- 1979	1980	1981	1982	1983	1984	1985	1986
0	262	177	88	194	212	200	208	193	189	206
1	17	37	77	77	73	70	77	76	74	76
2	13	45	57	22	20	30	21	29	34	19
3	14	19	46	8	8	7	5	7	13	8
4	4	16	21	10	1	4	2	8	4	3
5	3	6	10	3	0	2	1	1	0	1
6	0	6	12	0	0	1	0	0	0	1
7	1	3	1	0	0	0	0	0	0	0
8	0	3	0	0	0	0	0	0	0	0
9	0	2	0	0	0	0	0	0	0	0
10 or more	0	0	2	0	0	0	0	0	0	0
TOTAL	123	377	565	200	141	183	147	192	197	161

WAKULLA COUNTY

TOTAL AND AVERAGE NUMBER OF CHARGES FOR FLORIDA CAREER CRIMINALS BY SPECIFIC CRIME TYPE

	Homicide	Rape	Robbery	Aggrav. Assault	Burglary	Auto Theft	Stolen Property	Drugs/ Sale	Drugs/ Possn.
Total	1	3	3	9	19	3	2	4	0
Average	.13	.38	.38	1.13	2.38	.38	.25	.50	0

THE NUMBER OF FLORIDA CAREER CRIMINAL FELONY ARRESTS OVER TIME

Number of Felony Arrests	Prior To 1970	1970- 1974	1975- 1979	1980	1981	1982	1983	1984	1985	1986
0	8	3	1	5	8	7	5	5	6	4
1	0	3	3	2	0	1	2	2	1	1
2	0	1	2	1	0	0	1	1	1	2
3	0	1	0	0	0	0	0	0	0	1
4	0	0	2	0	0	0	0	0	0	0
5	0	0	0	0	0	0	0	0	0	0
6	0	0	0	0	0	0	0	0	0	0
7	0	0	0	0	0	0	0	0	0	0
8	0	0	0	0	0	0	0	0	0	0
9	0	0	0	0	0	0	0	0	0	0
10 or more	0	0	0	0	0	0	0	0	0	0
TOTAL	0	8	15	4	0	1	4	4	3	8

WALTON COUNTY

TOTAL AND AVERAGE NUMBER OF CHARGES FOR FLORIDA CAREER CRIMINALS BY SPECIFIC CRIME TYPE

	Homicide	Rape	Robbery	Aggrav. Assault	Burglary	Auto Theft	Stolen Property	Drugs/ Sale	Drugs/ Possn.
Total	0	0	9	9	38	9	3	2	0
Average	0	0	.69	.69	2.92	.69	.23	.15	0

THE NUMBER OF FLORIDA CAREER CRIMINAL FELONY ARRESTS OVER TIME

Number of Felony Arrests	Prior To 1970	1970- 1974	1975- 1979	1980	1981	1982	1983	1984	1985	1986
0	9	8	6	11	7	7	9	7	7	6
1	2	3	3	1	6	6	3	3	4	6
2	2	0	1	1	0	0	1	3	2	1
3	0	1	2	0	0	0	0	0	0	0
4	0	0	1	0	0	0	0	0	0	0
5	0	1	0	0	0	0	0	0	0	0
6	0	0	0	0	0	0	0	0	0	0
7	0	0	0	0	0	0	0	0	0	0
8	0	0	0	0	0	0	0	0	0	0
9	0	0	0	0	0	0	0	0	0	0
10 or more	0	0	0	0	0	0	0	0	0	0
TOTAL	6	11	15	3	6	6	5	9	8	8

WASHINGTON COUNTY

TOTAL AND AVERAGE NUMBER OF CHARGES FOR FLORIDA CAREER CRIMINALS BY SPECIFIC CRIME TYPE

	Homicide	Rape	Robbery	Aggrav. Assault	Burglary	Auto Theft	Stolen Property	Drugs/ Sale	Drugs/ Possn.
Total	0	0	0	2	4	2	1	4	0
Average	0	0	0	.67	1.33	.67	.33	1.33	0

THE NUMBER OF FLORIDA CAREER CRIMINAL FELONY ARRESTS OVER TIME

Number of Felony Arrests	Prior To 1970	1970- 1974	1975- 1979	1980	1981	1982	1983	1984	1985	1986
0	3	3	2	1	1	3	1	0	2	1
1	0	0	1	2	1	0	1	3	1	2
2	0	0	0	0	1	0	1	0	0	0
3	0	0	0	0	0	0	0	0	0	0
4	0	0	0	0	0	0	0	0	0	0
5	0	0	0	0	0	0	0	0	0	0
6	0	0	0	0	0	0	0	0	0	0
7	0	0	0	0	0	0	0	0	0	0
8	0	0	0	0	0	0	0	0	0	0
9	0	0	0	0	0	0	0	0	0	0
10 or more	0	0	0	0	0	0	0	0	0	0
TOTAL	0	0	1	2	3	0	3	3	1	2

APPENDIX FOUR

CAREER CRIMINAL PRISON DATA

THE NUMBER OF CAREER CRIMINALS BY JUDICIAL CIRCUITS
(State Total 12,873)

	Total Number Out of Prison	Total Number In Prison	Missing Identifiers
FIRST JUDICIAL CIRCUIT (486)			
Escambia (413)	12 (2.9%)	197 (47.7%)	204 (49.4%)
Okaloosa (39)	1 (2.6%)	12 (30.8%)	26 (66.7%)
Santa Rosa (21)	0 (0%)	10 (47.6%)	11 (52.4%)
Walton (13)	0 (0%)	10 (76.9%)	3 (23.1%)
SECOND JUDICIAL CIRCUIT (286)			
Franklin (6)	0 (0%)	5 (83.3%)	1 (16.7%)
Gadsden (49)	1 (2.0%)	26 (53.1%)	22 (44.9%)
Jefferson (7)	0 (0%)	4 (57.1%)	3 (42.9%)
Leon (216)	8 (3.7%)	134 (62.0%)	74 (34.3%)
Liberty (0)	0 (0%)	0 (0%)	0 (0%)
Wakulla (8)	0 (0%)	7 (87.5%)	1 (12.5%)
THIRD JUDICIAL CIRCUIT (151)			
Columbia (65)	1 (1.5%)	42 (64.6%)	22 (33.8%)
Dixie (40)	9 (22.5%)	19 (47.5%)	12 (30.0%)
Hamilton (11)	0 (0%)	7 (63.6%)	4 (36.4%)
Lafayette (2)	0 (0%)	1 (50.0%)	1 (50.0%)
Madison (9)	0 (0%)	8 (88.9%)	1 (11.1%)
Suwannee (18)	0 (0%)	12 (66.7%)	6 (33.3%)
Taylor (6)	0 (0%)	3 (50.0%)	3 (50.0%)
FOURTH JUDICIAL CIRCUIT (1,331)			
Clay (56)	2 (3.6%)	33 (58.9%)	21 (37.5%)
Duval (1,234)	20 (1.6%)	838 (67.9%)	376 (30.5%)
Nassau (41)	0 (0%)	30 (73.2%)	11 (26.8%)
FIFTH JUDICIAL CIRCUIT (407)			
Citrus (29)	3 (10.3%)	13 (44.8%)	13 (44.8%)
Hernando (31)	1 (3.2%)	24 (77.4%)	6 (19.4%)
Lake (120)	2 (1.7%)	66 (55.0%)	52 (43.3%)
Marion (193)	7 (3.5%)	121 (61.1%)	70 (35.4%)
Sumter (29)	1 (3.4%)	19 (65.5%)	9 (31.0%)
SIXTH JUDICIAL CIRCUIT (1,156)			
Pasco (183)	8 (4.4%)	99 (54.1%)	76 (41.5%)
Pinellas (973)	23 (2.4%)	593 (60.9%)	357 (36.7%)
SEVENTH JUDICIAL CIRCUIT (464)			
Flagler (9)	0 (0%)	4 (44.4%)	5 (55.6%)
Putnam (55)	4 (7.3%)	32 (58.2%)	19 (34.5%)
St. Johns (86)	0 (0%)	52 (60.5%)	34 (39.5%)
Volusia (314)	7 (2.2%)	190 (60.5%)	117 (37.3%)
EIGHTH JUDICIAL CIRCUIT (358)			
Alachua (239)	9 (3.8%)	149 (62.3%)	81 (33.9%)
Baker (44)	2 (4.5%)	28 (63.6%)	14 (31.8%)
Bradford (22)	2 (9.1%)	19 (86.4%)	1 (4.5%)
Gilchrist (6)	0 (0%)	3 (50.0%)	3 (50.0%)
Levy (8)	0 (0%)	2 (25.0%)	6 (75.0%)
Union (39)	1 (2.6%)	32 (82.1%)	6 (15.4%)
NINTH JUDICIAL CIRCUIT (752)			
Orange (687)	29 (4.2%)	369 (53.7%)	289 (42.1%)
Osceola (65)	3 (4.6%)	31 (47.7%)	31 (47.7%)

TENTH JUDICIAL CIRCUIT (568)

Hardee (13)	0 (0%)	10 (76.9%)	3 (23.1%)
Highlands (35)	1 (2.9%)	20 (57.1%)	14 (40.0%)
Polk (520)	16 (3.1%)	330 (63.5%)	174 (33.5%)

ELEVENTH JUDICIAL CIRCUIT (1,847)

Dade (1,847)	38 (2.1%)	1,288 (69.7%)	521 (28.2%)
--------------	-----------	---------------	-------------

TWELFTH JUDICIAL CIRCUIT (358)

DeSoto (66)	2 (3.0%)	34 (51.5%)	30 (45.5%)
Manatee (172)	6 (3.5%)	93 (54.1%)	73 (42.4%)
Sarasota (120)	4 (3.3%)	68 (56.7%)	48 (40.0%)

THIRTEENTH JUDICIAL CIRCUIT (1,579)

Hillsborough (1,579)	38 (2.4%)	935 (59.2%)	606 (38.4%)
----------------------	-----------	-------------	-------------

FOURTEENTH JUDICIAL CIRCUIT (160)

Bay (107)	0 (0%)	61 (57.0%)	46 (43.0%)
Calhoun (3)	0 (0%)	3 (100.0%)	0 (0%)
Gulf (4)	0 (0%)	3 (75.0%)	1 (25.0%)
Holmes (7)	1 (14.3%)	5 (71.4%)	1 (14.3%)
Jackson (36)	0 (0%)	26 (72.2%)	10 (27.8%)
Washington (3)	0 (0%)	2 (66.7%)	1 (33.3%)

FIFTEENTH JUDICIAL CIRCUIT (917)

Palm Beach (917)	15 (1.6%)	518 (56.5%)	384 (41.9%)
------------------	-----------	-------------	-------------

SIXTEENTH JUDICIAL CIRCUIT (65)

Monroe (65)	0 (0%)	41 (63.1%)	24 (36.9%)
-------------	--------	------------	------------

SEVENTEENTH JUDICIAL CIRCUIT (809)

Broward (809)	13 (1.6%)	482 (59.6%)	314 (38.8%)
---------------	-----------	-------------	-------------

EIGHTEENTH JUDICIAL CIRCUIT (527)

Brevard (357)	9 (2.5%)	217 (60.8%)	131 (36.7%)
Seminole (170)	7 (4.1%)	103 (60.6%)	60 (35.3%)

NINETEENTH JUDICIAL CIRCUIT (386)

Indian River (66)	1 (1.5%)	41 (62.1%)	24 (36.4%)
Martin (87)	4 (4.6%)	45 (51.7%)	38 (43.7%)
Okeechobee (33)	1 (3.0%)	20 (60.6%)	12 (36.4%)
St. Lucie (200)	4 (2.0%)	113 (56.5%)	83 (41.5%)

TWENTIETH JUDICIAL CIRCUIT (266)

Charlotte (19)	0 (0%)	6 (31.6%)	13 (68.4%)
Collier (85)	3 (3.5%)	51 (60.0%)	31 (36.5%)
Glades (6)	1 (16.7%)	3 (50.0%)	2 (33.3%)
Hendry (25)	0 (0%)	15 (60.0%)	10 (40.0%)
Lee (131)	1 (0.8%)	88 (67.2%)	42 (32.1%)

*Percentages may not sum to 100.0% due to rounding.

BIBLIOGRAPHY

- Blumstein, A., J. Cohen, and P. Hsieh, **The Duration of Adult Criminal Careers.** Report to the National Institute of Justice, Washington, D.C.: National Institute of Justice, U.S. Department of Justice, 1982.
- Borrows, J. W., R. P. Grassie and S. M. White, **Comprehensive Career Criminal Program: A Review of Meeting Results.** (Harpers Ferry, West Virginia, September 21-23, 1977).
- Boland, Barbara and James Q. Wilson, "Age, Crime and Punishment," in the **Public Interest.** Spring 1978.
- Brown, G. K., "The Treatment of the Recidivist in the United States", **Canadian Bar Review.** Vol. XXIII, 1945.
- Chaiken, J. M. and M. R. Chaiken, **Varieties of Criminal Behavior.** Report prepared for the National Institute of Justice, Santa Monica, CA, The Rand Corporation, 1982.
- Cohen, Phillip, "Profile of a Criminal Career", **The Verdict** 2. (1977): 3.
- Comprehensive Criminal Program Guide.** LEAA, U.S. Department of Justice, 1977.
- Dahmann, J.S., L. S. Russell and Paul Tracy, **Law Enforcement Aspects of the Career Criminal Program: The Role of Law Enforcement Agencies in the Career Criminal Program as Observed in the Four National Evaluation Sites.** MTR-79W00143, The MITRE Corporation, May, 1979.
- Dahmann, J.S., L. S. Russell and Paul Tracy, **System Performance Analysis of the Career Criminal Program National Evaluation.** MTR-80W00036, The MITRE Corporation, October, 1979.
- Federal Bureau of Investigation, **Uniform Crime Reports: 1974.** (Washington, D.C.: U.S. Government Printing Office, 1974).
- Florida Department of Law Enforcement, **Crime In Florida - 1974.** Tallahassee, Florida, 1974.
- Ford, R. G., Remarks of the President to the 81st Annual Conference of the International Association of Chief's of Police. The Washington Hilton, September 24, 1974.
- Hart, H.L.A., **Punishment and Responsibility.** (New York: Oxford University Press, 1968).
- Herring, W. W., "Statutes at Large", Volume 5, Richmond, 1809.
- Initial Career Criminal Program Descriptions.** The MITRE Corporation, WP-11766, August 1976.
- Integrated Criminal Apprehension Program: Status Report on Program Implementation and Development.** LLEA, 1976.

- Jeffrey, C. Ray, **Crime Prevention Through Environmental Design**. (Sage Publications: London, 1977).
- Kobrin, Solomon, Discussion of the Career Criminal Program, in Eleanor Chelimisky, ed., **Proceedings of a Symposium on the Institutionalization of Federal Programs at the Local Level**. The MITRE Corporation, M78-80, Volume I, December, 1978, pg. 94.
- Kramer, Ronald C., "From Habitual Offenders to Career Criminals - The Historical Construction and Development of Criminal Categories", **Law and Human Behavior**. Vol VI, nos. 3 and 4 (1982).
- Matza, David, **Becoming Deviant**. (Englewood Cliffs, N.J.: Prentice Hall, 1969).
- Nettler, Gwynn, **Explaining Crime**. (New York: McGraw-Hill, 1974).
- Petersilia, Joan et. al., **Criminal Careers of Habitual Felons**. R-214420J, The Rand Corporation, August, 1977.
- Petersilia, Joan, "Focusing Attention on Career Criminals - An Idea Whose Time Has Come", (California: The Rand Corporation, 1978).
- Petersilia, Joan and Paul Honig, **The Prison Experience of Career Criminals**. National Institute of Justice, November, 1980.
- Petersilia, Joan and Paul Honig, **The Prison Experience of Career Criminals: Current Practice and Future Considerations**. The Rand Corporation, P-6178, July, 1978.
- Phillips, Joel and Charlseay Cartwright, "The California Career Criminal Association Program One Year Later", **The Journal of Criminal Law and Criminology**. Vol. 71, No. 2, 1980.
- The President's Commission on Law Enforcement and Administration of Justice, **The Challenge of Crime in a Free Society**. 1967, pp. 11, 147.
- Rubington, Earl, "Drug Abuse as a Deviant Career," **International Journal of Addictions**. Spring, 1967, pp. 4, 14, 19.
- Stambul, Harriet B., **Doing Crime: A Survey of California Prison Inmates**. WN-9933-00, The Rand Corporation, July, 1977.
- State of California, "California Penal Code, Section 999e (West Supplement)", 1979.
- State of Florida, General Laws - Section 7106, 1927.
- Tracy, Paul, **Correctional System Aspects of the Career Criminal Program: An Examination of Correctional Handling of Serious Offenders in the Four Career Criminal Program Sites of the National Evaluation**. The MITRE Corporation, MTR-79W00144, May, 1979.

- Tracy, Paul E., Marvin E. Wolfgang, and Robert M. Figlio, **Delinquency in Two Birth Cohorts - Executive Summary**. U. S. Department of Justice, September, 1985.
- United States House of Representatives, Hearing before the Subcommittee on Crime, Washington, D. C., September, 1982.
- United States, Statutes at Large, Vol. 98, Part II.
- United States Senate, Hearing Before the Committee on the Judiciary, Washington, D.C., May 1983.
- Walker, Samuel, **Sense and Nonsense about Crime: A Policy Guide**. (Monterey California: Brooks/Code Publishing Company, 1985).
- Williams, Kristen M., "Selection Criteria for Career Criminal Programs", **The Journal of Criminal Law and Criminology**. Vol. 71, No. 2, 1980.
- Wolfgang, M. E., "From Boy to Man - From Delinquency to Crime", **The Serious Juvenile Offender: Proceedings of a Natural Symposium**. U. S. Department of Justice, 1978.
- Wolfgang, Marvin E., Robert M. Figlio, and Thorstein Sellin, **Delinquency in a Birth Cohort**. (Chicago: University of Chicago Press, 1972).
- Wolfgang, supra; Kristen M. Williams, **The Scope and Prediction of Recidivism**. PROMIS Research Publications No. 10 (Washington, D.C.: INSLAW, 1979).
- Work, Charles R., "The Career Criminal Program," statement before the Committee on the Judiciary, U.S. Senate, September 27, 1978.
- Work, Charles R., Remarks on the Career Criminal Program from a Federal Perspective, in Eleanor Chelimisky, ed., **Proceedings of a Symposium on the Institutionalization of Federal Programs at the Local Level**. The MITRE Corporation, M78-80, Volume I, December, 1978, pg. 94.