



# Federal Justice Statistics, 2016 – Statistical Tables

Mark Motivans, Ph.D., *BJS Statistician*

This report describes criminal case-processing in the federal justice system in 2016, including arrest and booking through sentencing and corrections.<sup>1</sup> These statistical tables present the number of suspects arrested and booked by the U.S. Marshals Service (USMS), suspects in matters investigated and prosecuted by U.S. attorneys, defendants adjudicated and sentenced in U.S. district courts, and characteristics of federal prisoners and offenders under federal supervision.

Data are from the Federal Justice Statistics Program (FJSP), which is managed by the Bureau of Justice Statistics (BJS). The FJSP collects comprehensive information about suspects and defendants processed in the federal criminal justice system and annual data on workload, activities, and outcomes associated with federal criminal cases. Data presented in these tables were collected from the USMS, the Drug Enforcement Administration, the Executive Office for U.S. Attorneys, the Administrative Office of the U.S. Courts, the U.S. Sentencing Commission, and the Federal Bureau of Prisons.

## Organization of the statistical tables

The statistical tables are organized into three sections. Each section describes a major stage in processing criminal suspects and defendants:

1. federal law enforcement and prosecution
2. federal pre-trial, adjudication, sentencing, and appeals
3. federal corrections and supervision.

<sup>1</sup>In this report, data are for the fiscal year, which is from October 1, 2015 to September 30, 2016.

These tables are part of the Federal Justice Statistics series. See *Federal Justice Statistics, 2015-2016* (NCJ 251770, BJS, January 2019) for additional information and analyses.

Section 1 of this report provides data on federal law enforcement and prosecution, which includes arrests made by federal law enforcement agencies for violations of federal law and characteristics of arrestees. It also includes data on warrants cleared by the USMS and describes suspects investigated by U.S. attorneys. (See *Terms and definitions*.) This section covers decisions made by federal prosecutors in screening criminal matters and the type of offense for which suspects were prosecuted or declined for prosecution.

Section 2 provides data on federal arrests, adjudication, sentencing, and appeals. It presents pre-trial release and detention practices of the federal judicial system, including the characteristics of defendants detained or released pending trial. It also covers actions taken by the federal judiciary in adjudicating defendants in cases filed by U.S. attorneys and the sentences imposed by the federal judiciary on convicted defendants. This section provides data on appeals of criminal convictions and sentences imposed in the federal courts, including the original offense charged.

Section 3 covers offenders under federal correctional supervision. This section includes the outcome of the supervision of those under probation, parole, or other supervision (i.e., the offender either completed the term of supervision or was returned to prison or jail for violating the conditions of supervision). For offenders in federal prisons, this section provides data on the offense at commitment and the demographic characteristics of the offender.

## Section 1: Federal law enforcement and prosecution

### Federal arrests

**TABLE 1.1** Federal arrests, by most serious offense, FY 2016

**TABLE 1.2** Federal arrests, by arresting agency, FY 2016

**TABLE 1.3** Demographic characteristics of federal arrestees, FY 2016

**TABLE 1.4** Demographic characteristics of suspects arrested by Drug Enforcement Administration agents, by type of drug, FY 2016

**MAP 1.1** Number of federal arrests for a drug offense, by federal judicial district, FY 2016

**TABLE 1.5** Warrants cleared and median days from initiation to clearance, by warrant type, FY 2016

**TABLE 1.6** Warrants cleared and median days from initiation to clearance, by warrant characteristic, FY 2016

### Federal investigations and prosecutions

**TABLE 2.1** Suspects in matters opened by U.S. attorneys, by offense, FY 2016

**MAP 2.1** Percent of suspects in drug matters referred to U.S. attorneys by the Drug Enforcement Administration, by federal judicial district of investigation, FY 2016

**TABLE 2.2** Disposition of suspects in criminal matters concluded, by offense, FY 2016

**TABLE 2.3** Reasons U.S. attorneys declined to prosecute suspects in criminal matters, FY 2016

## Section 2: Federal pre-trial, adjudication, sentencing, and appeals

### Federal pre-trial

**TABLE 3.1** Defendants released at initial hearing or detention hearing, by offense, FY 2016

**TABLE 3.2** Defendants released prior to case disposition, by defendant characteristics, FY 2016

**MAP 3.1** Percent of drug defendants with one or more prior felony convictions at case disposition, by federal judicial district of disposition, FY 2016

**TABLE 3.3** Behavior of federal defendants released to the community pending trial, by offense, FY 2016

### Federal case filings and adjudication

**TABLE 4.1** Defendants in criminal cases filed, by offense, FY 2016

**TABLE 4.2** Disposition of criminal cases terminated in U.S. district court, by offense, FY 2016

**MAP 4.1** Percent of adjudicated defendants receiving a bench or jury trial, by federal judicial district of adjudication, FY 2016

**TABLE 4.3** Criminal cases disposed of by U.S. magistrates, by offense, FY 2016

**TABLE 4.4** Characteristics of convicted offenders, FY 2016

## Federal sentencing

**TABLE 5.1** Offenders sentenced in criminal cases terminated, by offense, FY 2016

**TABLE 5.2** Type and length of sentence imposed for convicted offenders, by offense, FY 2016

**TABLE 5.3** Characteristics of convicted offenders sentenced to incarceration, FY 2016

**TABLE 5.4** Average incarceration sentence length, by offense and offender characteristics, FY 2016

**MAP 5.1** Percent of convicted drug defendants receiving a non-prison sentence, by federal judicial district of conviction, FY 2016

## Federal appeals

**TABLE 6.1** Criminal appeals terminated, by type of criminal case and offense, FY 2016

**TABLE 6.2** Disposition of criminal appeals terminated, by offense, FY 2016

## Section 3: Federal corrections and supervision

### Federal supervision, probation, and parole

**TABLE 7.1** Offenders under federal supervision, by offense and type of supervision, FY 2016

**MAP 7.1** Percent of total drug offenders in the Federal Bureau of Prisons, by federal judicial district of adjudication, FY 2016

**TABLE 7.2** Demographic characteristics of offenders under federal supervision, FY 2016

**TABLE 7.3** Outcomes of offenders terminating probation supervision, by offense, FY 2016

**TABLE 7.4** Outcomes of offenders terminating probation supervision, by offender defender characteristics, FY 2016

**TABLE 7.5** Outcomes of offenders terminating supervised release, by offense, FY 2016

**TABLE 7.6** Outcomes of offenders terminating supervised release, by offender demographic characteristics, FY 2016

**TABLE 7.7** Outcomes of offenders terminating parole, by offense, FY 2016

**TABLE 7.8** Outcomes of offenders terminating parole, by offender demographic characteristics, FY 2016

### Federal imprisonment

**TABLE 8.1** Admissions and releases of federal prisoners, by offense, FY 2016

**TABLE 8.2** Demographic characteristics of offenders in the federal prison population, FY 2016

**TABLE 8.3** Average time to first release and percent of sentence served for federal prisoners released by standard methods, FY 2016

**TABLE 8.4** Demographic characteristics of offenders first released from prison, by offense, FY 2016

# Section 1: Federal law enforcement and prosecution

## Federal arrests

**TABLE 1.1**

**Federal arrests, by most serious offense, FY 2016**

Most serious offense at arrest	Number	Percent
<b>Total arrests</b>	151,460	100%
<b>Violent offenses</b>	3,463	2.3%
Murder	312	0.2
Assault	910	0.6
Robbery	1,532	1.0
Sexual abuse	440	0.3
Kidnapping	129	0.1
Threatening communication	100	0.1
Other violent offenses	40	<0.1
<b>Property offenses</b>	10,913	7.2%
Fraudulent	9,213	6.1
Embezzlement	254	0.2
Fraud	8,475	5.6
Forgery	58	<0.1
Counterfeiting	426	0.3
Other	1,700	1.1
Burglary	56	<0.1
Larceny	1,273	0.8
Motor-vehicle theft	51	<0.1
Arson/explosives	52	<0.1
Transportation of stolen property	174	0.1
Other property offenses	94	0.1
<b>Drug offenses</b>	23,566	15.6%
<b>Public-order offenses</b>	7,599	5.0%
Regulatory	276	0.2
Antitrust	6	<0.1
Food/drug	98	0.1
Civil rights	71	<0.1
Other regulatory offenses	101	0.1
Other	7,323	4.8
Tax-law violations	841	0.6
Bribery	212	0.1
Perjury/contempt/intimidation	169	0.1
National defense	16	<0.1
Escape	538	0.4
Racketeering/extortion	196	0.1
Gambling	133	0.1
Child-support recovery	67	<0.1
Other sex offenses <sup>a</sup>	2,942	1.9
Obstruction of justice	445	0.3
Traffic	1,267	0.8
Conspiracy/aiding and abetting/jurisdictional offenses	0	...
Wildlife	73	<0.1
Environmental	109	0.1
All other offenses	315	0.2

*Continued on next page*

**TABLE 1.1 (continued)****Federal arrests, by most serious offense, FY 2016**

Most serious offense	Number	Percent
Weapons offenses	8,008	5.3%
Immigration offenses	68,315	45.1%
Supervision violations	24,000	15.8%
Material witness <sup>b</sup>	5,594	3.7%

Note: Murder includes non-negligent manslaughter; sexual abuse includes only violent sexual offenses; fraud excludes tax fraud; larceny excludes transportation of stolen property; other property offenses excludes fraudulent property offenses and includes destruction of property and trespassing; tax-law violations includes tax fraud; and all other offenses includes unclassifiable offenses. Details may not sum to totals due to rounding. Total includes two records where offense type was missing. ...Not available. No cases of this type occurred.

<sup>a</sup>Excludes sexual abuse. See *Terms and definitions*.

<sup>b</sup>See *Terms and definitions*.

Source: Bureau of Justice Statistics, based on data from the U.S. Marshals Service, Justice Detainee Information System, fiscal year 2016.

**TABLE 1.2**  
**Federal arrests, by arresting agency, FY 2016**

Arresting agency	Number	Percent
All agencies	151,460	100%
Department of Agriculture	351	0.2%
Department of Defense	250	0.2%
Department of Homeland Security	83,615	55.5%
Customs and Border Protection	56,714	37.6
Immigration and Customs Enforcement	24,722	16.4
Secret Service	859	0.6
Other	1,320	0.9
Department of the Interior	1,100	0.7%
Bureau of Indian Affairs	209	0.1
Park Police	757	0.5
Other	134	0.1
Department of Justice	59,194	39.3%
Bureau of Alcohol, Tobacco, Firearms, and Explosives	5,471	3.6
Drug Enforcement Administration	8,579	5.7
Federal Bureau of Investigation	10,190	6.8
U.S. Marshals Service	34,680	23.0
Other	274	0.2
Department of State	200	0.1%
Department of the Treasury	1,068	0.7%
Federal Judiciary	1,239	0.8%
U.S. Postal Service	1,318	0.9%
State/local law enforcement	1,463	1.0%
Other	849	0.6%

Note: The Homeland Security Act of 2002 took effect in March 2003, establishing the Department of Homeland Security and reorganizing several federal agencies into new or different departments. As a result, counts of arrests and bookings by the Department of Homeland Security, Department of Justice, and Department of the Treasury are not comparable to counts found in 2003 and prior compendia. Details may not sum to totals due to rounding. Total includes 813 records where arresting agency was missing. The arresting agency may differ from the federal agency that initiated the investigation involving the arrestee.

Source: Bureau of Justice Statistics, based on data from the U.S. Marshals Service, Justice Detainee Information System, fiscal year 2016.

**TABLE 1.3**  
**Demographic characteristics of federal arrestees, FY 2016**

Arrestee characteristic	Number	Percent
All arrestees	151,460	100%
<b>Sex</b>		
Male	133,277	88.0%
Female	18,148	12.0
<b>Race</b>		
White	121,135	80.3%
Black/African American	25,098	16.6
American Indian/Alaska Native	3,189	2.1
Asian/Native Hawaiian/Other Pacific Islander	1,503	1.0
<b>Age</b>		
17 or younger	133	0.1%
18-19	6,343	4.2
20-24	24,139	15.9
25-29	27,960	18.5
30-34	27,662	18.3
35-39	23,569	15.6
40-44	16,421	10.8
45-49	10,772	7.1
50-54	6,854	4.5
55-59	4,019	2.7
60-64	1,985	1.3
65 or older	1,568	1.0
<b>Citizenship</b>		
U.S. citizen	58,328	41.6%
Non-U.S. citizen	81,844	58.4

Note: Details may not sum to totals due to missing data. Data were missing for the following: sex (35), race (535), age (35), and citizenship (11,288).

Source: Bureau of Justice Statistics, based on data from the U.S. Marshals Service, Justice Detainee Information System, fiscal year 2016.

**TABLE 1.4****Demographic characteristics of suspects arrested by Drug Enforcement Administration agents, by type of drug, FY 2016**

Arrestee characteristic	Number arrested	Percent arrested	Drug type													
			Powder cocaine		Crack cocaine		Marijuana		Methamphetamine		Heroin <sup>a</sup>		Other opioids <sup>b</sup>		Other/non-drug <sup>c</sup>	
			Number	Percent	Number	Percent	Number	Percent	Number	Percent	Number	Percent	Number	Percent	Number	Percent
<b>All arrestees</b>	29,486	100%	5,484	100.0%	1,455	100.0%	4,213	100.0%	8,068	100.0%	5,926	100.0%	1,553	100.0%	2,787	100.0%
<b>Sex</b>																
Male	23,517	81.6%	4,758	88.7%	1,211	84.8%	3,604	87.8%	6,069	76.9%	4,765	82.3%	988	65.3%	2,122	78.3%
Female	5,291	18.4	607	11.3	217	15.2	503	12.2	1,826	23.1	1,024	17.7	526	34.7	588	21.7
<b>Race</b>																
White	19,785	70.1%	3,455	65.8%	329	23.5%	2,966	73.3%	6,845	88.5%	3,414	60.4%	969	65.2%	1,807	68.3%
Black/African American	7,613	27.0	1,748	33.3	1,068	76.3	803	19.8	593	7.7	2,184	38.6	484	32.6	733	27.7
American Indian/Alaska Native	197	0.7	19	0.4	1	0.1	31	0.8	111	1.4	15	0.3	7	0.5	13	0.5
Asian/Native Hawaiian/Other Pacific Islander	617	2.2	27	0.5	1	0.1	246	6.1	185	2.4	38	0.7	26	1.7	94	3.6
<b>Ethnicity</b>																
Hispanic	12,596	46.8%	3,342	66.0%	244	18.3%	2,088	53.9%	3,634	49.1%	2,264	42.2%	196	14.1%	828	33.1%
Non-Hispanic	14,336	53.2	1,719	34.0	1,090	81.7	1,788	46.1	3,772	50.9	3,102	57.8	1,195	85.9	1,670	66.9
<b>Age</b>																
17 or younger	120	0.4%	11	0.2%	2	0.1%	68	1.6%	16	0.2%	13	0.2%	2	0.1%	8	0.3%
18-19	862	2.9	111	2.0	39	2.7	289	6.9	192	2.4	142	2.4	13	0.8	76	2.7
20-24	4,380	14.9	648	11.9	279	19.2	958	22.9	1,000	12.5	937	15.9	152	9.8	406	14.6
25-29	5,411	18.5	933	17.1	309	21.3	727	17.4	1,459	18.2	1,225	20.8	254	16.4	504	18.2
30-34	5,462	18.6	1,066	19.6	251	17.3	666	15.9	1,553	19.4	1,122	19.0	297	19.2	507	18.3
35-39	4,601	15.7	947	17.4	219	15.1	541	12.9	1,384	17.3	937	15.9	212	13.7	361	13.0
40-44	3,207	10.9	676	12.4	108	7.4	360	8.6	1,014	12.6	597	10.1	155	10.0	297	10.7
45-49	2,138	7.3	456	8.4	90	6.2	240	5.7	660	8.2	360	6.1	135	8.7	197	7.1
50-54	1,506	5.1	302	5.5	72	5.0	143	3.4	428	5.3	279	4.7	113	7.3	169	6.1
55-59	889	3.0	170	3.1	55	3.8	86	2.1	210	2.6	153	2.6	96	6.2	119	4.3
60-64	454	1.5	76	1.4	23	1.6	65	1.6	79	1.0	87	1.5	63	4.1	61	2.2
65 or older	292	1.0	48	0.9	4	0.3	35	0.8	28	0.3	51	0.9	56	3.6	70	2.5

Note: Details may not sum to totals due to missing data. The unit of count is an arrest by the Drug Enforcement Agency (DEA). Each arrest for an individual is counted separately. Includes state and federal arrests made by the DEA. Data were missing for the following: sex (678), race (1,274), ethnicity (2,554), and age (164).

<sup>a</sup>Includes heroin, morphine, and opium base.

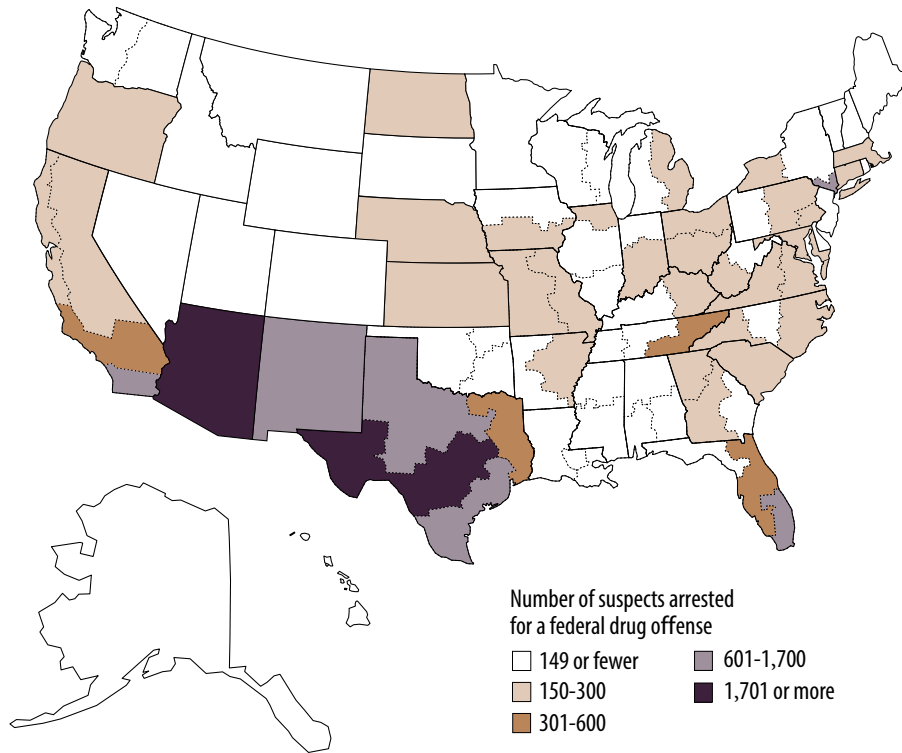
<sup>b</sup>Opioids refer to synthetic compounds that emulate the effects of natural compounds found in the opium poppy. Synthetic opioids are commonly available by prescription but can also be manufactured in labs.

<sup>c</sup>Includes non-opioid pharmaceutical controlled substances, other depressants, sedatives, ephedrine, pseudoephedrine, hallucinogens, synthetic cannabinoids, other steroids, equipment to manufacture controlled substances, and drug-use paraphernalia.

Source: Bureau of Justice Statistics, based on data from the Drug Enforcement Administration, Defendant Statistical System, fiscal year 2016.

**MAP 1.1**

**Number of federal arrests for a drug offense, by federal judicial district, FY 2016**



Note: There were a total of 23,566 suspects arrested for a federal drug offense during fiscal year 2016. Not shown: Guam (149 or fewer), Puerto Rico (601-1,700), District of Columbia (150-300), and U.S. Virgin Islands (149 or fewer).

Source: Bureau of Justice Statistics, based on data from the U.S. Marshals Service, Justice Detainee Information System, fiscal year 2016.



**TABLE 1.5****Warrants cleared and median days from initiation to clearance, by warrant type, FY 2016**

Warrant type	Number	Percent	Median days from initiation to clearance
All warrants cleared	131,143	100%	15 days
<b>Federal</b>	60,604	46.2%	10 days
Felony	59,485	45.4	9
Escape	913	0.7	12
Bond violation	3,270	2.5	6
Parole violation	1,833	1.4	63
Probation violation	18,751	14.3	14
Drug Enforcement Administration-related	6,711	5.1	9
Federal agency without arrest power	151	0.1	7
Other federal agency with arrest power	27,070	20.6	7
Other	786	0.6	10
Non-felony	1,119	0.9	233
Traffic	264	0.2	781
Misdemeanor	855	0.7	154
<b>State/local</b>	70,539	53.8%	22 days

Note: Table includes all warrants handled by the U.S. Marshals Service and excludes those handled by the Drug Enforcement Administration or another federal agency with arrest power. Analysis based on the group of all warrants cleared during fiscal year 2016. Details may not sum to totals due to rounding.

Source: Bureau of Justice Statistics, based on data from the U.S. Marshals Service, Warrant Information Network, fiscal year 2016.

**TABLE 1.6****Warrants cleared and median days from initiation to clearance, by warrant characteristic, FY 2016**

Warrant characteristic	Number	Percent	Median days from initiation to clearance
All warrants cleared	131,143	100%	15 days
<b>Warrant execution type</b>			
Warrants cleared by arrest	117,024	89.3%	13 days
Bureau of Alcohol, Tobacco, Firearms, and Explosives	3,268	2.5	7
Customs and Border Protection	446	0.3	1
Drug Enforcement Administration	3,788	2.9	6
Federal Bureau of Investigation	6,128	4.7	5
Immigration and Customs Enforcement	3,313	2.5	5
U.S. Marshals Service	75,527	57.6	14
Self-surrender	5,034	3.8	13
Other federal	5,568	4.2	10
State/local	13,952	10.6	48
Warrants cleared by other means	13,994	10.7	57
Detainer	10,240	7.8	41
Dismissed	3,716	2.8	308
Other	38	<0.1	6
<b>Offense type</b>			
Violent offenses	22,530	17.2%	14 days
Property offenses	10,998	8.4	14
Fraudulent	5,168	3.9	11
Other	5,830	4.4	20
Drug offenses	23,165	17.7	12
Public-order offenses	13,030	9.9	13
Regulatory	133	0.1	18
Other	12,897	9.8	13
Weapons offenses	9,235	7.0	11
Immigration offenses	3,866	2.9	4
Supervision violations	48,139	36.7	26
Material witness*	178	0.1	5

Note: Analysis based on the group of all warrants cleared during fiscal year 2016. Details may not sum to totals due to missing data. Total includes 125 warrants cleared with a missing arresting agency and 2 warrants missing offense type.

\*See *Terms and definitions*.

Source: Bureau of Justice Statistics, based on data from the U.S. Marshals Service, Warrant Information Network, fiscal year 2016.

## Federal investigations and prosecutions

**TABLE 2.1**

**Suspects in matters opened by U.S. attorneys, by offense, FY 2016**

Most serious offense investigated	Number	Percent <sup>a</sup>
<b>All offenses<sup>b</sup></b>	151,994	100%
<b>Violent offenses</b>	4,575	3.0%
Murder	383	0.3
Assault	1,849	1.2
Robbery	1,112	0.7
Sexual abuse	999	0.7
Kidnapping	158	0.1
Threats against the President	74	<0.1
<b>Property offenses</b>	18,952	12.5%
Fraudulent	16,220	10.7
Embezzlement	2,649	1.7
Fraud	13,071	8.6
Forgery	352	0.2
Counterfeiting	148	0.1
Other	2,732	1.8
Burglary	283	0.2
Larceny	773	0.5
Motor-vehicle theft	422	0.3
Arson/explosives	461	0.3
Transportation of stolen property	70	<0.1
Other property offenses	723	0.5
<b>Drug offenses</b>	29,086	19.2%
<b>Public-order offenses</b>	19,766	13.0%
Regulatory	4,761	3.1
Agriculture	47	<0.1
Antitrust	42	<0.1
Food/drug	185	0.1
Transportation	177	0.1
Civil rights	595	0.4
Communications	18	<0.1
Customs laws	284	0.2
Postal laws	122	0.1
Other regulatory offenses	3,291	2.2
Other	15,005	9.9
Tax-law violations	684	0.5
Bribery	223	0.1
Perjury/contempt/intimidation	294	0.2
National defense	1,377	0.9
Escape	1,217	0.8
Racketeering/extortion	4,079	2.7
Gambling	76	0.1
Other sex offenses <sup>c</sup>	3,701	2.4
Liquor offenses	150	0.1
Traffic	848	0.6
Wildlife	305	0.2
Environmental	11	<0.1
Conspiracy/aiding and abetting/jurisdictional offenses	1,033	0.7
All other offenses	1,007	0.7
<b>Weapons offenses</b>	10,544	7.0%
<b>Immigration offenses</b>	68,640	45.3%

Note: Murder includes non-negligent manslaughter; sexual abuse includes only violent sex offenses; fraud excludes tax fraud; larceny excludes transportation of stolen property; other property offenses excludes fraudulent property offenses and includes destruction of property and trespassing; tax-law violations includes tax fraud; and all other offenses includes unclassifiable offenses. Details may not sum to totals due to rounding.

<sup>a</sup>Excludes matters for which offense was unknown.

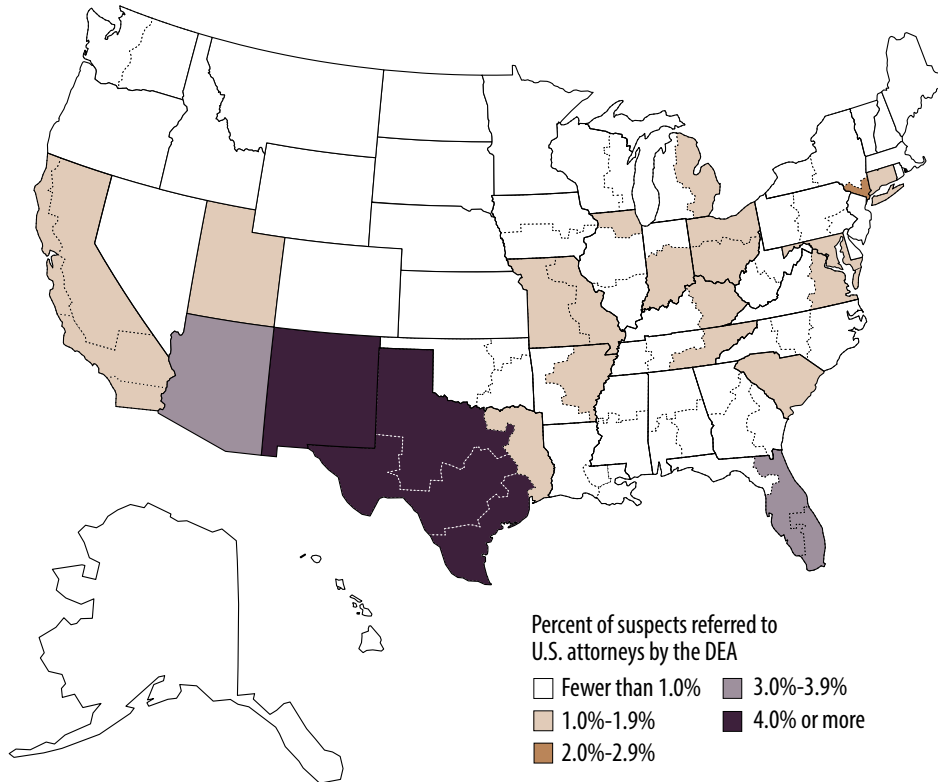
<sup>b</sup>Includes 431 suspects for whom an offense category could not be determined.

<sup>c</sup>Excludes sexual abuse. See *Terms and definitions*.

Source: Bureau of Justice Statistics, based on data from the Executive Office for U.S. Attorneys, National Legal Information Office Network System database, fiscal year 2016.

**MAP 2.1**

**Percent of suspects in drug matters referred to U.S. attorneys by the Drug Enforcement Administration, by federal judicial district of investigation, FY 2016**



Not shown: Guam (fewer than 1%), Puerto Rico (fewer than 1%), District of Columbia (fewer than 1%), and U.S. Virgin Islands (fewer than 1%).

Source: Bureau of Justice Statistics, based on data from the Executive Office for U.S. Attorneys, National Legal Information Office Network System database, fiscal year 2016.

**TABLE 2.2****Disposition of suspects in criminal matters concluded, by offense, FY 2016**

Most serious offense investigated	Number	Percent of suspects in criminal matters concluded		
		Prosecuted in U.S. district court	Disposed of by U.S. magistrates	Declined to prosecute
<b>All offenses<sup>a</sup></b>	155,615	46.4%	37.2%	16.4%
<b>Violent offenses</b>	4,746	59.1%	8.6%	32.3%
Murder	402	46.3	6.0	47.8
Assault	1,875	54.5	14.1	31.4
Robbery	1,156	76.5	5.3	18.3
Sexual abuse	1,054	57.8	3.8	38.4
Kidnapping	168	51.8	8.9	39.3
Threats against the President	91	17.6	4.4	78.0
<b>Property offenses</b>	20,382	50.5%	7.7%	41.9%
Fraudulent	17,962	50.1	6.7	43.2
Embezzlement	3,223	46.9	14.8	38.3
Fraud	14,146	50.4	5.0	44.6
Forgery	464	61.6	4.7	33.6
Counterfeiting	129	51.9	1.6	46.5
Other	2,420	53.5	14.6	31.9
Burglary	261	80.5	2.7	16.9
Larceny	751	58.9	8.8	32.4
Motor-vehicle theft	450	52.9	4.2	42.9
Arson/explosives	382	39.3	7.6	53.1
Transportation of stolen property	37	45.9	2.7	51.4
Other property offenses	539	44.2	43.0	12.8
<b>Drug offenses</b>	31,346	70.7%	12.1%	17.2%
<b>Public-order offenses</b>	18,539	43.8%	16.9%	39.3%
Regulatory	3,732	34.9	14.6	50.5
Agriculture	24	41.7	20.8	37.5
Antitrust	18	100	...	...
Food/drug	263	35.0	6.1	58.9
Transportation	202	45.1	4.0	51.0
Civil rights	571	14.5	0.4	85.1
Communications	18	11.1	...	88.9
Customs laws	257	53.7	10.5	35.8
Postal laws	115	67.8	16.5	15.7
Other regulatory offenses	2,264	34.9	20.6	44.5
Other	14,807	46.0	17.5	36.5
Tax-law violations	775	58.8	0.9	40.3
Bribery	269	34.2	1.5	64.3
Perjury/contempt/intimidation	310	35.8	4.5	59.7
National defense	1,054	17.5	6.5	76.1
Escape	1,405	52.9	26.1	21.1
Racketeering/extortion	3,721	52.2	4.0	43.9
Gambling	105	48.6	...	51.4
Other sex offenses <sup>b</sup>	3,838	60.9	4.5	34.6
Liquor offenses	46	54.3	32.6	13.0
Traffic	822	35.8	61.8	2.4
Wildlife	278	42.8	14.0	43.2
Environmental	12	50.0	...	50.0
Conspiracy/aiding and abetting/ jurisdictional offenses	1,422	20.5	76.2	3.3
All other offenses	750	21.2	22.3	56.5
<b>Weapons offenses</b>	10,316	74.4%	3.7%	21.9%
<b>Immigration offenses</b>	70,237	30.2%	69.2%	0.7%

Note: Murder includes non-negligent manslaughter; sexual abuse includes only violent sex offenses; fraud excludes tax fraud; larceny excludes transportation of stolen property; other property offenses excludes fraudulent property offenses and includes destruction of property and trespassing; tax-law violations includes tax fraud; and all other offenses includes unclassifiable offenses. Details may not sum to totals due to rounding.

...Not available. No cases of this type occurred.

<sup>a</sup>Includes 49 suspects for whom an offense category could not be determined: 26 prosecuted in U.S. district court, 8 disposed of by U.S. magistrates, and 15 declined prosecutions.

<sup>b</sup>Excludes sexual abuse. See *Terms and definitions*.

Source: Bureau of Justice Statistics, based on data from the Executive Office for U.S. Attorneys, National Legal Information Office Network System database, fiscal year 2016.

**TABLE 2.3****Reasons U.S. attorneys declined to prosecute suspects in criminal matters, FY 2016**

Reason for declination	Number	Percent
Total declinations	25,486	100%
No bill	6	<0.1
Rule 40 removal	798	3.1
Legally barred	535	2.1
Insufficient evidence	16,469	64.6
Defendant unavailable	393	1.5
Matter referred to another jurisdiction	2,642	10.4
Alternative to federal prosecution	1,567	6.1
Prioritization of federal interests	2,617	10.3
Opened in error	459	1.8

Source: Bureau of Justice Statistics, based on data from the Executive Office for U.S. Attorneys, National Legal Information Office Network System database, fiscal year 2016.

## Section 2: Federal pre-trial, adjudication, sentencing, and appeals

### Federal pre-trial

**TABLE 3.1**  
**Defendants released at initial hearing or detention hearing, by offense, FY 2016**

Most serious offense charged	All defendants	Released defendants <sup>a</sup>	
		Number	Percent
<b>All offenses<sup>b</sup></b>	84,865	25,301	29.8%
<b>Violent offenses</b>	3,033	874	28.8%
Murder	333	76	22.8
Assault	912	446	48.9
Robbery	710	108	15.2
Sexual abuse	968	227	23.5
Kidnapping	97	17	17.5
Threats against the President	13	0	^
<b>Property offenses</b>	10,248	7,513	73.3%
Fraudulent	8,192	6,094	74.4
Embezzlement	423	404	95.5
Fraud	7,382	5,448	73.8
Forgery	20	17	85.0
Counterfeiting	367	225	61.3
Other	2,056	1,419	69.0
Burglary	48	16	33.3
Larceny	1,632	1,247	76.4
Motor-vehicle theft	140	14	10.0
Arson/explosives	104	40	38.5
Transportation of stolen property	72	55	76.4
Other property offenses	60	47	78.3
<b>Drug offenses</b>	23,604	7,118	30.2%
Trafficking	17,399	4,930	28.3
Possession/other drug offenses	6,205	2,188	35.3
<b>Public-order offenses</b>	7,444	3,733	50.1%
Regulatory	1,187	774	65.2
Agriculture	1	1	^
Antitrust	9	9	^
Food/drug	70	69	98.6
Transportation	340	225	66.2
Civil rights	68	56	82.4
Communications	7	4	^
Customs laws	127	76	59.8
Postal laws	85	78	91.8
Other regulatory offenses	480	256	53.3
Other	6,257	2,959	47.3
Tax-law violations	401	382	95.3
Bribery	109	99	90.8
Perjury/contempt/intimidation	166	94	56.6
National defense	119	51	42.9
Escape	577	73	12.7
Racketeering/extortion	1,581	456	28.8
Gambling	8	6	^
Liquor offenses	14	8	57.1
Other sex offenses <sup>c</sup>	2,199	871	39.6
Traffic	687	657	95.6

*Continued on next page*

**TABLE 3.1 (continued)****Defendants released at initial hearing or detention hearing, by offense, FY 2016**

Most serious offense charged	All defendants	Released defendants <sup>a</sup>	
		Number	Percent
Wildlife	107	95	88.8
Environmental	22	21	95.5
All other offenses	267	146	54.7
<b>Weapons offenses</b>	7,198	1,576	21.9%
<b>Immigration offenses</b>	32,663	4,217	12.9%

Note: Murder includes non-negligent manslaughter; sexual abuse includes only violent sex offenses; fraud excludes tax fraud; larceny excludes transportation of stolen property; other property offenses excludes fraudulent property offenses and includes destruction of property and trespassing; tax-law violations includes tax fraud; and all other offenses includes unclassifiable offenses.

<sup>a</sup>Too few cases to provide a reliable estimate.

<sup>b</sup>Includes defendants who were detained at some time prior to trial and defendants for whom release status data were unavailable.

<sup>c</sup>Includes offenders for whom an offense category could not be determined: 675 for all admissions; and 270 for releases.

<sup>d</sup>Excludes sexual abuse. See *Terms and definitions*.

Source: Bureau of Justice Statistics, based on data from the Administrative Office of the U.S. Courts, Probation and Pretrial Services Automated Case Tracking System, fiscal year 2016.

**TABLE 3.2****Defendants released prior to case disposition, by defendant characteristics, FY 2016**

Defendant characteristic	All defendants	Released defendants <sup>a</sup>	
		Number	Percent
<b>All defendants<sup>b</sup></b>	83,649	27,212	32.5%
<b>Sex</b>			
Male	72,199	20,020	27.7%
Female	11,034	6,972	63.2
<b>Race</b>			
White	63,842	18,216	28.5%
Black/African American	15,337	6,579	42.9
American Indian/Alaska Native	1,449	645	44.5
Asian/Native Hawaiian/Other Pacific Islander	1,190	838	70.4
<b>Ethnicity</b>			
Hispanic	48,316	9,172	19.0%
Non-Hispanic	31,638	16,489	52.1
<b>Citizenship</b>			
U.S. citizen	42,200	21,856	51.8%
Non-U.S. citizen	39,940	4,694	11.8
Legal alien	3,535	1,466	41.5
Illegal alien	36,405	3,228	8.9
<b>Age</b>			
17 or younger	56	27	48.2%
18-19	2,028	476	23.5
20-24	11,366	3,171	27.9
25-29	14,310	3,914	27.4
30-34	15,071	3,986	26.4
35-39	13,381	3,841	28.7
40-44	9,765	3,093	31.7
45-49	6,808	2,657	39.0
50-54	4,629	2,217	47.9
55-59	2,876	1,573	54.7
60-64	1,557	1,004	64.5
65 or older	1,406	1,040	74.0
<b>Education</b>			
Less than high-school graduate	27,075	7,352	27.2%
High-school graduate	18,356	8,469	46.1
Some college	1,442	993	68.9
College graduate	4,136	3,281	79.3
<b>Marital status</b>			
Never married	26,349	9,612	36.5%
Divorced/separated	9,405	4,505	47.9
Married	16,569	8,052	48.6
Common law	8,358	2,858	34.2
Other	22,030	1,735	7.9
<b>Employment status at arrest</b>			
Unemployed	23,039	9,932	43.1%
Employed	18,654	13,446	72.1
<b>Criminal record</b>			
No conviction or arrest <sup>c</sup>	36,003	14,164	39.3%
Misdemeanor conviction only	14,745	4,968	33.7
Felony conviction			
Non-violent	19,247	5,043	26.2
Violent	13,317	2,856	21.4

*Continued on next page*



**TABLE 3.2 (continued)****Defendants released prior to case disposition, by defendant characteristics, FY 2016**

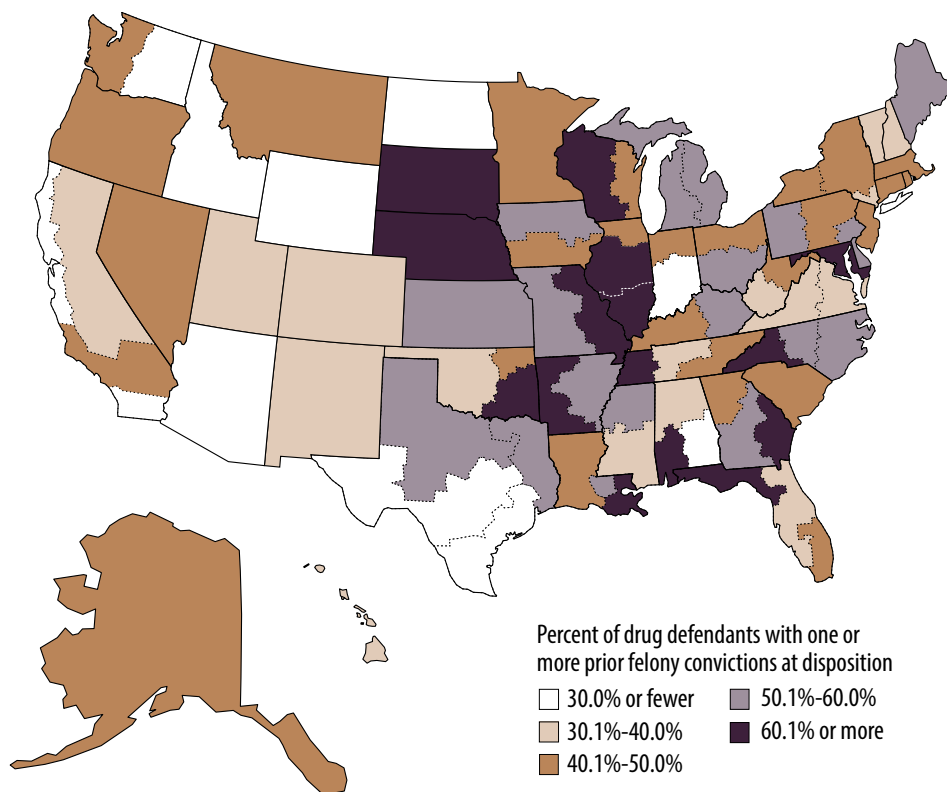
Defendant characteristic	All defendants	Released defendants <sup>a</sup>	
		Number	Percent
<b>Number of prior convictions</b>			
1	12,192	3,751	30.8%
2-4	18,039	5,018	27.8
5 or more	17,078	4,098	24.0
<b>Court appearance history</b>			
No prior arrests	25,954	10,547	40.6%
Failure to appear			
None	44,765	12,794	28.6
1	5,175	1,712	33.1
2 or more	7,418	1,978	26.7
<b>Drug abuse</b>			
No known abuse	8,798	7,266	82.6%
Drug history	29,613	14,129	47.7

<sup>a</sup>Includes defendants who were detained at some time prior to trial, and defendants for whom release status data were unavailable.

<sup>b</sup>Includes defendants for whom characteristics could not be determined. Data were missing for the following: sex (416), race (1,831), ethnicity (3,695), citizenship (1,509), age (396), education (32,640), marital status (938), employment status at arrest (41,956), criminal record (337), number of prior convictions (36,340), court appearance history (337), and drug abuse (45,238).

<sup>c</sup>Includes only defendants whose Probation and Pretrial Services records explicitly show no prior arrest or conviction.

Source: Bureau of Justice Statistics, based on data from the Administrative Office of the U.S. Courts, Probation and Pretrial Services Automated Case Tracking System, fiscal year 2016.

**MAP 3.1****Percent of drug defendants with one or more prior felony convictions at case disposition, by federal judicial district of disposition, FY 2016**

Note: The map contains data on defendants processed by federal pre-trial service agencies. The District of Columbia is excluded because defendants receive pre-trial services through a local, federal agency. Not shown: Guam (30.0% or fewer), Puerto Rico (30.1-40.0%), and U.S. Virgin Islands (30.0% or fewer).

Source: Bureau of Justice Statistics, based on data from the U.S. Office of Probation and Pretrial Services database, fiscal year 2016.

**TABLE 3.3****Behavior of federal defendants released to the community pending trial, by offense, FY 2016**

Most serious offense charged	Number of released defendants	Percent of released defendants who had—						
		No violation	Violations while on release		New offense charged			
			At least one violation	Failed to appear	Felony	Misdemeanor	Technical violations of bail conditions	Release revoked
<b>All offenses*</b>	27,212	80.0%	20.0%	0.5%	0.6%	0.6%	18.5%	11.4%
<b>Violent offenses</b>	883	71.7%	28.3%	0.6%	0.5%	1.0%	26.2%	19.4%
<b>Property offenses</b>	8,163	85.0%	15.0%	0.4%	0.5%	0.5%	13.3%	7.8%
Fraudulent	6,685	85.6	14.4	0.4	0.5	0.6	12.8	7.3
Other property	1,478	82.5	17.5	0.3	0.2	0.3	15.4	9.7
<b>Drug offenses</b>	8,200	70.1%	29.9%	0.8%	0.8%	1.0%	28.0%	17.0%
<b>Public-order offenses</b>	3,851	87.0%	13.0%	0.3%	0.4%	0.3%	12.1%	6.9%
Regulatory	744	89.7	10.3	0.1	0.4	0.7	9.7	6.0
Other public order	3,107	86.3	13.7	0.4	0.4	0.2	12.7	7.1
<b>Weapons offenses</b>	1,667	64.4%	35.6%	0.4%	1.1%	0.8%	33.0%	20.7%
<b>Immigration offenses</b>	4,196	90.5%	9.5%	0.3%	0.3%	0.1%	8.7%	6.3%

Note: Data describe defendants whose pre-trial services were terminated during fiscal year 2016. A defendant with more than one type of violation appears in more than one column. A defendant with more than one of the same type of violation appears only once in that column. Therefore, the sums of individual violations exceed the totals. Not all violations resulted in revocation.

\*Includes 252 defendants for whom an offense category could not be determined.

Source: Bureau of Justice Statistics, based on data from the Administrative Office of the U.S. Courts, Probation and Pretrial Services Automated Case Tracking System, fiscal year 2016.

## Federal case filings and adjudication

**TABLE 4.1**  
**Defendants in criminal cases filed, by offense, FY 2016**

Most serious offense charged	Number	Percent
All offenses	76,276	100%
Felonies	69,451	91.1%
Violent offenses	2,967	3.9
Murder	135	0.2
Assault	784	1.0
Robbery	900	1.2
Sexual abuse	1,024	1.3
Kidnapping	114	0.1
Threats against the President	10	<0.1
Property offenses	9,257	12.1
Fraudulent	7,774	10.2
Embezzlement	353	0.5
Fraud	6,992	9.2
Forgery	8	<0.1
Counterfeiting	421	0.6
Other	1,483	1.9
Burglary	37	<0.1
Larceny	1,134	1.5
Motor-vehicle theft	11	<0.1
Arson/explosives	162	0.2
Transportation of stolen property	84	0.1
Other property offenses	55	0.1
Drug offenses	23,451	30.7
Trafficking	23,405	30.7
Possession/other drug offenses	46	0.1
Public-order offenses	6,030	7.9
Regulatory	739	1.0
Agriculture	0	...
Antitrust	40	0.1
Food/drug	27	<0.1
Transportation	126	0.2
Civil rights	83	0.1
Communications	14	<0.1
Customs laws	62	0.1
Postal laws	29	<0.1
Other regulatory offenses	358	0.5
Other	5,291	6.9
Tax-law violations	378	0.5
Bribery	96	0.1
Perjury/contempt/intimidation	268	0.4
National defense	55	0.1
Escape	502	0.7
Racketeering/extortion	1,632	2.1
Gambling	69	0.1
Liquor offenses	0	...
Other sex offenses*	1,674	2.2
Traffic	6	<0.1
Wildlife	40	0.1
Environmental	25	<0.1

*Continued on next page*

**TABLE 4.1 (continued)****Defendants in criminal cases filed, by offense, FY 2016**

Most serious offense charged	Number	Percent
Other offenses	546	0.7
Weapons offenses	7,192	9.4
Immigration offenses	20,554	26.9
<b>Misdemeanors</b>	6,825	8.9%
Fraudulent property offenses	383	0.5
Larceny	749	1.0
Drug possession	2,159	2.8
Immigration offenses	40	0.1
Traffic	2,076	2.7
Other misdemeanors	1,418	1.9

Note: Murder includes non-negligent manslaughter; sexual abuse includes only violent sex offenses; fraud excludes tax fraud; larceny excludes transportation of stolen property; other property offenses excludes fraudulent property offenses and includes destruction of property and trespassing; tax-law violations includes tax fraud; other felonies and other misdemeanors include unclassifiable offenses; and drug possession includes other drug misdemeanors. Details may not sum to totals due to rounding.

...Not available. No cases of this type occurred.

\*Excludes sexual abuse. See *Terms and definitions*.

Source: Bureau of Justice Statistics, based on data from the Administrative Office of the U.S. Courts, Criminal Master File, fiscal year 2016.

**TABLE 4.2****Disposition of criminal cases terminated in U.S. district court, by offense, FY 2016**

Most serious offense charged	Number of defendants in criminal cases terminating during fiscal year 2016 who were—										
	Total	Percent convicted	Convicted					Not convicted			
			Total	Guilty plea	Nolo contendere	Jury trial	Non-jury trial	Total	Dismissed	Jury trial <sup>a</sup>	Non-jury trial
<b>All offenses</b>	76,639	90.7%	69,487	67,835	102	1,395	155	7,152	6,848	248	56
<b>Felonies</b>	69,002	93.8%	64,742	63,193	57	1,382	110	4,260	3,986	239	35
Violent offenses	2,729	92.0	2,511	2,336	2	162	11	218	190	26	2
Murder	140	90.7	127	110	0	17	0	13	11	2	0
Assault	716	89.9	644	611	0	32	1	72	65	7	0
Robbery	848	94.9	805	771	2	31	1	43	38	5	0
Sexual abuse	930	92.5	860	780	0	71	9	70	57	11	2
Kidnapping	82	79.3	65	55	0	10	0	17	16	1	0
Threats against the President	13	76.9	10	9	0	1	0	3	3	0	0
Property offenses	9,781	91.6	8,964	8,625	5	315	19	817	739	70	8
Fraudulent	8,192	92.1	7,548	7,247	2	285	14	644	581	56	7
Embezzlement	352	91.8	323	314	0	9	0	29	28	1	0
Fraud	7,347	92.1	6,768	6,484	2	268	14	579	520	53	6
Forgery	13	92.3	12	12	0	0	0	1	1	0	0
Counterfeiting	480	92.7	445	437	0	8	0	35	32	2	1
Other	1,589	89.1	1,416	1,378	3	30	5	173	158	14	1
Burglary	46	87.0	40	40	0	0	0	6	4	1	1
Larceny	1,226	90.3	1,107	1,081	3	20	3	119	114	5	0
Motor-vehicle theft	17	64.7	11	9	0	2	0	6	6	0	0
Arson/explosives	159	88.7	141	137	0	4	0	18	12	6	0
Transportation of stolen property	89	78.7	70	66	0	3	1	19	18	1	0
Other property offenses	52	90.4	47	45	0	1	1	5	4	1	0
Drug offenses	23,342	92.8	21,655	21,181	19	437	18	1,687	1,621	55	11
Trafficking	23,318	92.8	21,634	21,160	19	437	18	1,684	1,618	55	11
Possession/other drug offenses	24	87.5	21	21	0	0	0	3	3	0	0
Public-order offenses	6,392	90.5	5,787	5,530	8	230	19	605	553	44	8
Regulatory	790	85.3	674	647	1	25	1	116	92	20	4
Agriculture	0	...	0	0	0	0	0	0	0	0	0
Antitrust	32	84.4	27	27	0	0	0	5	1	4	0
Food/drug	32	96.9	31	31	0	0	0	1	1	0	0
Transportation	111	82.0	91	87	0	4	0	20	15	4	1
Civil rights	68	72.1	49	41	0	7	1	19	7	11	1
Communications	14	64.3	9	9	0	0	0	5	5	0	0
Customs laws	55	92.7	51	50	0	1	0	4	4	0	0
Postal laws	31	80.6	25	24	0	1	0	6	6	0	0
Other regulatory offenses	447	87.5	391	378	1	12	0	56	53	1	2
Other	5,602	91.3	5,113	4,883	7	205	18	489	461	24	4
Tax-law violations	428	96.0	411	381	0	28	2	17	15	2	0
Bribery	126	91.3	115	108	0	7	0	11	11	0	0
Perjury/contempt/intimidation	293	84.6	248	217	1	29	1	45	37	8	0
National defense	78	76.9	60	57	0	3	0	18	18	0	0
Escape	533	87.6	467	459	0	8	0	66	66	0	0
Racketeering/extortion	1,557	87.0	1,355	1,274	2	77	2	202	189	11	2
Gambling	66	93.9	62	59	0	2	1	4	4	0	0
Liquor offenses	0	...	0	0	0	0	0	0	0	0	0
Other sex offenses <sup>b</sup>	1,836	95.7	1,757	1,700	3	45	9	79	76	2	1

Continued on next page

**TABLE 4.2 (continued)****Disposition of criminal cases terminated in U.S. district court, by offense, FY 2016**

Most serious offense charged	Number of defendants in criminal cases terminating during fiscal year 2016 who were—										
	Total	Percent convicted	Convicted					Not convicted			
			Total	Guilty plea	Nolo contendere	Jury trial	Non-jury trial	Total	Dismissed	Jury trial <sup>a</sup>	Non-jury trial
Traffic	10	^	9	9	0	0	0	1	1	0	0
Wildlife	62	88.7	55	52	0	3	0	7	7	0	0
Environmental	26	80.8	21	20	0	1	0	5	5	0	0
Other offenses	587	94.2	553	547	1	2	3	34	32	1	1
Weapons offenses	6,684	93.4	6,241	6,002	7	211	21	443	405	34	4
Immigration offenses	20,074	97.6	19,584	19,519	16	27	22	490	478	10	2
<b>Misdemeanors</b>	7,637	62.1%	4,745	4,642	45	13	45	2,892	2,862	9	21
Fraudulent property offenses	408	90.0	367	365	0	2	0	41	40	1	0
Larceny	891	41.1	366	357	6	1	2	525	522	1	2
Drug possession	2,133	83.6	1,783	1,774	5	1	3	350	349	0	1
Immigration offenses	44	63.6	28	27	1	0	0	16	16	0	0
Traffic	2,723	51.5	1,402	1,353	20	3	26	1,321	1,314	2	5
Other misdemeanors	1,438	55.6	799	766	13	6	14	639	621	5	13

Note: Murder includes non-negligent manslaughter; sexual abuse includes only violent sex offenses; fraud excludes tax fraud; larceny excludes transporting stolen property; other property offenses excludes fraudulent property offenses and includes destruction of property and trespassing; tax-law violations includes tax fraud; other felonies and other misdemeanors include unclassifiable offenses; and drug possession includes other drug misdemeanors.

...Not available. No cases of this type occurred.

<sup>^</sup>Too few cases to provide a reliable estimate.

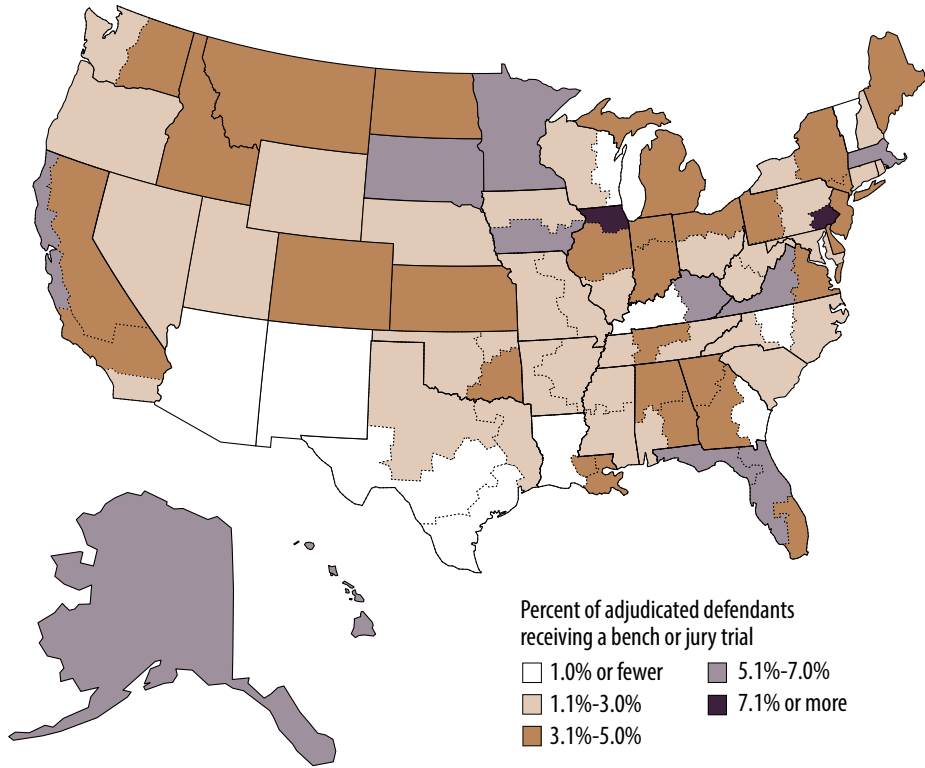
<sup>a</sup>Includes mistrials.

<sup>b</sup>Excludes sexual abuse. See *Terms and definitions*.

Source: Bureau of Justice Statistics, based on data from the Administrative Office of the U.S. Courts, Criminal Master File, fiscal year 2016.

**MAP 4.1**

**Percent of adjudicated defendants receiving a bench or jury trial, by federal judicial district of adjudication, FY 2016**



Not shown: Guam (3.1-5.0%), Puerto Rico (1.1-3.0%), District of Columbia (1.1-3.0%), and U.S. Virgin Islands (7.1% or more).

Source: Bureau of Justice Statistics, based on data from the Administrative Office of the U.S. Courts, fiscal year 2016.

**TABLE 4.3****Criminal cases disposed of by U.S. magistrates, by offense, FY 2016**

Most serious offense charged	Total	Convicted	Not convicted	Percent convicted
<b>All offenses</b>	7,752	5,016	2,736	64.7%
<b>Violent offenses</b>	412	204	208	49.5%
Murder	0	0	0	...
Assault	408	200	208	49.0
Robbery	2	2	0	^
Sexual abuse	2	2	0	^
Kidnapping	0	0	0	...
Threats against the President	0	0	0	...
<b>Property offenses</b>	1,412	812	600	57.5%
Fraudulent	438	404	34	92.2
Embezzlement	24	24	0	100
Fraud	406	374	32	92.1
Forgery	2	1	1	^
Counterfeiting	6	5	1	^
Other	974	408	566	41.9
Burglary	1	1	0	^
Larceny	873	355	518	40.7
Motor-vehicle theft	0	0	0	...
Arson/explosives	3	3	0	^
Transportation of stolen property	0	0	0	...
Other property offenses	97	49	48	50.5
<b>Drug offenses</b>	2,219	1,873	346	84.4%
Trafficking	164	132	32	80.5
Possession/other drug offenses	2,055	1,741	314	84.7
<b>Public-order offenses</b>	3,262	1,725	1,537	52.9%
Regulatory	148	118	30	79.7
Agriculture	0	0	0	...
Antitrust	0	0	0	...
Food/drug	28	27	1	96.4
Transportation	8	8	0	^
Civil rights	6	6	0	^
Communications	0	0	0	...
Customs laws	4	4	0	^
Postal laws	32	29	3	90.6
Other regulatory offenses	70	44	26	62.9
Other	3,114	1,607	1,507	51.6
Tax-law violations	18	18	0	100
Bribery	2	1	1	^
Perjury/contempt/intimidation	3	2	1	^
National defense	12	9	3	75.0
Escape	20	12	8	60.0
Racketeering/extortion	6	5	1	^
Gambling	0	0	0	...
Liquor offenses	13	13	0	100
Other sex offenses <sup>a</sup>	4	3	1	^
Traffic	2,622	1,331	1,291	50.8
Wildlife	135	71	64	52.6
Environmental	6	6	0	^
Other offenses	273	136	137	49.8
<b>Weapons offenses</b>	68	24	44	35.3%
<b>Immigration offenses</b>	379	378	1	99.7%

Note: Murder includes non-negligent manslaughter; sexual abuse includes only violent sex offenses; fraud excludes tax fraud; larceny excludes transportation of stolen property; other property offenses excludes fraudulent property offenses and includes destruction of property and trespassing; tax-law violations includes tax fraud; and other offenses includes unclassifiable offenses.

...Not available. No cases of this type occurred.

^Too few cases to provide a reliable estimate.

<sup>a</sup>Excludes sexual abuse. See *Terms and definitions*.

Source: Bureau of Justice Statistics, based on data from the Administrative Office of the U.S. Courts, Criminal Master File, fiscal year 2016.



**TABLE 4.4****Characteristics of convicted offenders, FY 2016**

Offender characteristic	Number	Percent
<b>All offenders</b>	69,487	100%
<b>Sex</b>		
Male	56,551	86.3%
Female	8,957	13.7
<b>Race</b>		
White	47,927	74.1%
Black/African American	13,962	21.6
American Indian/Alaska Native	1,204	1.9
Asian/Native Hawaiian/Other Pacific Islander	1,139	1.8
Two or more races	457	0.7
<b>Ethnicity</b>		
Hispanic	35,662	54.9%
Non-Hispanic	29,342	45.1
<b>Age</b>		
17 or younger	1	^
18-19	1,122	1.7%
20-24	7,840	12.2
25-29	10,866	16.9
30-34	11,788	18.3
35-39	10,774	16.7
40-44	7,859	12.2
45-49	5,510	8.6
50-54	3,794	5.9
55-59	2,373	3.7
60-64	1,273	2.0
65 or older	1,213	1.9
<b>Citizenship</b>		
U.S. citizen	37,201	57.3%
Non-U.S. citizen	27,767	42.7
<b>Education</b>		
Less than high-school graduate	28,734	47.4%
High-school graduate	18,656	30.8
Some college	9,494	15.7
College graduate	3,704	6.1
<b>Criminal record</b>		
No convictions	22,859	34.8%
Prior adult convictions	42,781	65.2

Note: Details may not sum to totals due to rounding. Data were missing for the following: sex (3,979), race (4,798), age (5,074), citizenship (4,519), education (8,899) and prior convictions (3,847).

^Too few cases to provide a reliable estimates.

Source: Bureau of Justice Statistics, based on data from the Administrative Office of the U.S. Courts, Criminal Master File; U.S. Sentencing Commission, individual offender data file; and Probation and Pretrial Services Automated Case Tracking System, fiscal year 2016.

## Federal sentencing

**TABLE 5.1**  
**Offenders sentenced in criminal cases terminated, by offense, FY 2016**

Most serious offense of conviction	Total offenders sentenced <sup>a</sup>	Percent of offenders convicted and sentenced to—		
		Incarceration <sup>b</sup>	Probation <sup>c</sup>	Fine only
All offenses <sup>d</sup>	69,487	78.1%	10.3%	2.0%
Felonies	63,734	81.9%	8.1%	0.4%
Violent offenses	2,256	93.0	3.5	0.2
Murder	111	94.6	1.8	...
Assault	608	85.0	7.1	0.5
Robbery	812	96.1	2.2	...
Sexual abuse	667	96.3	2.2	0.1
Kidnapping	48	97.9	...	...
Threats against the President	10	^	...	...
Property offenses	8,872	63.0	24.3	0.9
Fraudulent	7,663	65.4	21.3	1.0
Embezzlement	325	42.8	46.8	0.9
Fraud	6,970	66.3	20.2	1.0
Forgery	7	^	^	...
Counterfeiting	361	67.9	20.8	0.6
Other	1,209	47.8	43.0	0.7
Burglary	21	76.2	19.0	...
Larceny	973	41.1	49.1	0.6
Motor-vehicle theft	11	63.6	27.3	9.1
Arson/explosives	113	83.2	11.5	0.9
Transportation of stolen property	54	77.8	16.7	...
Other property offenses	37	51.4	35.1	...
Drug offenses	20,338	89.0	4.6	0.2
Trafficking	20,291	89.1	4.5	0.2
Possession/other drug offenses	47	36.2	31.9	...
Public-order offenses	6,407	77.9	14.5	0.8
Regulatory	719	52.9	32.5	3.3
Agriculture	0	...	...	...
Antitrust	27	22.2	48.1	29.6
Food/drug	48	25.0	62.5	8.3
Transportation	93	50.5	32.3	1.1
Civil rights	47	74.5	23.4	...
Communications	9	^	^	...
Customs laws	86	62.8	31.4	1.2
Postal laws	28	32.1	57.1	...
Other regulatory offenses	381	56.2	26.8	2.6
Other	5,688	81.0	12.2	0.5
Tax-law violations	430	61.4	34.7	1.2
Bribery	108	63.9	27.8	...
Perjury/contempt/intimidation	198	72.2	21.7	2.0
National defense	56	73.2	16.1	1.8
Escape	682	59.7	24.3	0.6
Racketeering/extortion	1,644	83.3	9.4	0.1
Gambling	53	24.5	69.8	1.9
Liquor offenses	0	...	...	...
Other sex offenses <sup>e</sup>	1,921	96.3	1.4	0.3
Traffic	7	^	^	...

Continued on next page

**TABLE 5.1 (continued)****Offenders sentenced in criminal cases terminated, by offense, FY 2016**

Most serious offense of conviction	Total offenders sentenced <sup>a</sup>	Percent of offenders convicted and sentenced to—		
		Incarceration <sup>b</sup>	Probation <sup>c</sup>	Fine only
Wildlife	38	28.9	57.9	7.9
Environmental	22	22.7	59.1	13.6
Other offenses	529	81.7	8.1	0.4
Weapons offenses	6,575	91.2	4.4	0.1
Immigration offenses	19,286	79.9	4.0	0.2
<b>Misdemeanors</b>	5,753	36.3%	34.1%	20.7%
Fraudulent property offenses	488	28.7	39.3	3.3
Larceny	427	8.2	72.4	16.2
Drug possession	1,876	75.9	17.8	3.0
Immigration offenses	449	45.4	7.1	3.3
Traffic	1,469	4.8	39.8	55.1
Other misdemeanors	1,044	20.9	48.9	21.4

Note: Murder includes non-negligent manslaughter; sexual abuse includes only violent sex offenses; fraud excludes tax fraud; larceny excludes transporting stolen property; other property offenses excludes fraudulent property offense and includes destruction of property and trespassing; tax-law violations includes tax fraud; other felonies and other misdemeanors include unclassifiable offenses; and drug possession includes other drug misdemeanors.

...Not available. No cases of this type occurred.

<sup>a</sup>Too few cases to provide a reliable estimate.

<sup>a</sup>Includes offenders receiving incarceration, probation, split or mixed sentences, and fines. Offenders receiving deportation, suspended sentences, sealed sentences, imprisonment of 4 days or less, and no sentences are not represented in the percentage columns but are included in the totals.

<sup>b</sup>All sentences to incarceration, including split, mixed, life, and indeterminate.

<sup>c</sup>Includes offenders with split and mixed sentences.

<sup>d</sup>Total includes offenders whose sentence could not be determined.

<sup>e</sup>Excludes sexual abuse. See *Terms and definitions*.

Source: Bureau of Justice Statistics, based on data from the Administrative Office of the U.S. Courts, Criminal Master File, fiscal year 2016.

**TABLE 5.2****Type and length of sentence imposed for convicted offenders, by offense, FY 2016**

Most serious offense at case termination	Total <sup>a</sup>	Type of sentence			Average sentence length	
		Incarceration <sup>b</sup>	Probation <sup>c</sup>	Fine only	Incarceration <sup>d</sup>	Probation
All offenses <sup>e</sup>	69,487	54,274	7,124	1,421	54.5 mos.	34.1 mos.
Felonies	63,734	52,183	5,161	231	56.4 mos.	40.0 mos.
Violent offenses	2,256	2,098	78	4	149.4	44.6
Murder	111	105	2	0	192.4	^
Assault	608	517	43	3	51.6	43.3
Robbery	812	780	18	0	102.3	43.2
Sexual abuse	667	642	15	1	278.3	49.9
Kidnapping	48	47	0	0	228.7	...
Threats against the President	10	7	0	0	^	...
Property offenses	8,872	5,589	2,155	82	36.3	38.9
Fraudulent	7,663	5,011	1,635	74	36.1	38.3
Embezzlement	325	139	152	3	23.4	33.7
Fraud	6,970	4,622	1,406	69	36.7	38.9
Forgery	7	5	2	0	^	^
Counterfeiting	361	245	75	2	31.6	36.5
Other	1,209	578	520	8	38.7	40.9
Burglary	21	16	4	0	37.4	^
Larceny	973	400	478	6	24.7	40.8
Motor-vehicle theft	11	7	3	1	^	^
Arson/explosives	113	94	13	1	80.3	46.2
Transportation of stolen property	54	42	9	0	78.6	^
Other property offenses	37	19	13	0	23.5	37.8
Drug offenses	20,338	18,094	932	39	75.0	43.0
Trafficking	20,291	18,077	917	39	75.0	43.3
Possession/other drug offenses	47	17	15	0	19.5	27.6
Public-order offenses	6,407	4,989	929	54	75.3	38.6
Regulatory	719	380	234	24	42.8	33.3
Agriculture	0	0	0	0	...	...
Antitrust	27	6	13	8	^	20.3
Food/drug	48	12	30	4	25.1	32.9
Transportation	93	47	30	1	27.5	32.3
Civil rights	47	35	11	0	49.5	40.4
Communications	9	3	5	0	^	^
Customs laws	86	54	27	1	26.4	35.8
Postal laws	28	9	16	0	^	25.5
Other regulatory offenses	381	214	102	10	52.8	34.0
Other	5,688	4,609	695	30	78.0	40.4
Tax-law violations	430	264	149	5	22.7	38.2
Bribery	108	69	30	0	35.4	33.7
Perjury/contempt/intimidation	198	143	43	4	58.1	37.7
National defense	56	41	9	1	92.0	^
Escape	682	407	166	4	16.3	35.1
Racketeering/extortion	1,644	1,369	155	2	85.7	43.2
Gambling	53	13	37	1	16.8	38.0
Liquor offenses	0	0	0	0	...	...
Other sex offenses <sup>f</sup>	1,921	1,850	26	5	109.4	64.2
Traffic	7	5	2	0	^	^
Wildlife	38	11	22	3	14.4	35.5
Environmental	22	5	13	3	^	42.0
Other offenses	529	432	43	2	28.1	52.2
Weapons offenses	6,575	5,999	290	8	73.8	42.4
Immigration offenses	19,286	15,414	777	44	16.6	39.7

*Continued on next page*

**TABLE 5.2 (continued)****Type and length of sentence imposed for convicted offenders, by offense, FY 2016**

Most serious offense at case termination	Total <sup>a</sup>	Type of sentence			Average sentence length	
		Incarceration <sup>b</sup>	Probation <sup>c</sup>	Fine only	Incarceration <sup>d</sup>	Probation
<b>Misdemeanors</b>	5,753	2,091	1,963	1,190	6.3 mos.	18.6 mos.
Fraudulent property offenses	488	140	192	16	3.9	24.5
Larceny	427	35	309	69	7.5	20.0
Drug possession	1,876	1,424	334	57	6.7	16.5
Immigration offenses	449	204	32	15	5.1	20.3
Traffic	1,469	70	585	810	3.8	13.1
Other misdemeanors	1,044	218	511	223	6.5	23.2

Note: Murder includes non-negligent manslaughter; sexual abuse includes only violent sex offenses; fraud excludes tax fraud; larceny excludes transportation of stolen property; other property offenses excludes fraudulent property offenses and includes destruction of property and trespassing; tax-law violations includes tax fraud; other felonies and other misdemeanors include unclassifiable offenses; and drug possession includes other drug misdemeanors.

...Not available. No cases of this type occurred.

<sup>^</sup>Too few cases to provide a reliable estimate.

<sup>a</sup>Totals may not equal the sums of individual sanctions. The sums may exceed the totals because split and mixed sentences are counted in incarceration and probation. Alternatively, the totals may exceed the sums as the total includes offenders receiving deportation, suspended sentences, sealed sentences, imprisonment of 4 days or less, and no sentences.

<sup>b</sup>All sentences to incarceration, including split, mixed, life, and indeterminate sentences.

<sup>c</sup>Includes offenders with split and mixed sentences.

<sup>d</sup>Excludes sentences of life, death, and indeterminate sentences.

<sup>e</sup>Total includes offenders whose sentence could not be determined.

<sup>f</sup>Excludes sexual abuse. See *Terms and definitions*.

Source: Bureau of Justice Statistics, based on data from the Administrative Office of the U.S. Courts, Criminal Master File, fiscal year 2016.

**TABLE 5.3**  
**Characteristics of convicted offenders sentenced to incarceration, FY 2016**

Offender characteristic	Number convicted	Number sentenced to incarceration	Percent sentenced to incarceration
<b>All offenders</b>	69,487	54,274	78.1%
<b>Sex</b>			
Male	56,551	46,557	82.3%
Female	8,957	5,381	60.1
<b>Race</b>			
White	47,927	38,384	80.1%
Black/African American	13,962	11,412	81.7
American Indian/Alaska Native	1,204	947	78.3
Asian/Native Hawaiian/Other Pacific Islander	1,139	692	60.8
Two or more races	457	257	56.6
<b>Ethnicity</b>			
Hispanic	35,662	29,359	82.3%
Non-Hispanic	29,342	22,443	76.5
<b>Age</b>			
17 or younger	1	0	^
18-19	1,122	896	79.9%
20-24	7,840	6,164	78.6
25-29	10,866	8,808	81.1
30-34	11,788	9,687	82.2
35-39	10,774	8,889	82.5
40-44	7,859	6,386	81.3
45-49	5,510	4,388	79.6
50-54	3,794	2,910	76.7
55-59	2,373	1,741	73.4
60-64	1,273	854	67.1
65 or older	1,213	727	59.9
<b>Citizenship</b>			
U.S. citizen	37,201	29,151	78.4%
Non-U.S. citizen	27,767	22,646	81.6
<b>Education</b>			
Less than high-school graduate	28,734	24,886	86.6%
High-school graduate	18,656	15,276	81.9
Some college	9,494	6,992	73.6
College graduate	3,704	2,444	66.0
<b>Criminal record</b>			
No convictions	22,859	16,210	70.9%
Prior adult convictions	42,781	35,719	83.5

Note: By definition, corporations are excluded from the offender characteristics reported. Offenders serving life sentences and indeterminate sentences are included. Offenders are classified by the most serious offense of conviction. Data were missing for the following: sex (3,979), race (4,798) ethnicity (4,483), age (5,074), citizenship (4,519), education (8,899), and criminal record (3,847).

^Too few cases to provide a reliable estimate.

Source: Bureau of Justice Statistics, based on data from the Administrative Office of the U.S. Courts, Criminal Master File; U.S. Sentencing Commission, individual offender data file; and Probation and Pretrial Services Automated Case Tracking System, fiscal year 2016.

**TABLE 5.4****Average incarceration sentence length, by offense and offender characteristics, FY 2016**

Offender characteristic	All offenses	Violent offenses	Property offenses		Drug offenses	Public-order offenses		Weapons offenses	Immigration offenses	Misdemeanors
			Fraudulent	Other		Regulatory	Other			
<b>All offenders</b>	54.5 mos.	149.4 mos.	36.1 mos.	38.7 mos.	75.0 mos.	42.8 mos.	78.0 mos.	73.8 mos.	16.6 mos.	6.3 mos.
<b>Sex</b>										
Male	54.9 mos.	155.1 mos.	37.2 mos.	43.9 mos.	77.0 mos.	42.4 mos.	81.9 mos.	73.3 mos.	17.0 mos.	6.5 mos.
Female	38.3	109.7	31.5	23.6	52.3	40.0	36.5	52.7	11.3	4.2
<b>Race</b>										
White	45.7 mos.	192.1 mos.	34.1 mos.	37.1 mos.	69.0 mos.	33.9 mos.	81.1 mos.	60.6 mos.	16.6 mos.	6.1 mos.
Black/African American	77.9	138.8	39.1	45.4	86.3	71.1	80.0	82.7	23.3	9.2
American Indian/Alaska Native	61.7	85.5	22.1	26.3	57.2	^	30.1	54.3	17.7	5.4
Asian/Native Hawaiian/Other Pacific Islander	50.6	127.2	31.6	14.8	68.0	22.5	44.3	76.3	19.9	^
Two or more races	59.8	^	39.9	^	94.4	^	74.3	^	14.5	^
<b>Ethnicity</b>										
Hispanic	35.8 mos.	136.5 mos.	30.2 mos.	38.7 mos.	65.1 mos.	34.8 mos.	68.4 mos.	61.0 mos.	16.6 mos.	6.0 mos.
Non-Hispanic	76.0	154.6	37.4	38.7	83.3	47.4	80.6	76.1	20.2	7.9
<b>Age</b>										
17 or younger	...	...	...	...	...	...	...	...	...	...
18-19	21.1 mos.	57.5 mos.	20.2 mos.	^	28.8 mos.	^	46.9 mos.	68.0 mos.	8.0 mos.	5.1 mos.
20-24	42.3	114.3	26.0	26.3 mos.	47.4	49.7 mos.	83.3	70.0	10.3	5.7
25-29	52.1	136.7	36.0	35.6	65.9	53.8	82.1	73.3	14.1	5.6
30-34	53.9	144.3	33.6	45.5	77.8	50.9	80.0	74.0	16.3	7.3
35-39	56.3	158.1	35.3	45.3	84.0	34.4	78.8	73.3	17.7	6.9
40-44	59.1	249.9	37.7	57.1	86.0	47.4	79.7	74.0	19.0	8.1
45-49	55.5	150.7	36.2	33.4	82.8	28.2	72.5	74.1	19.0	9.0
50-54	57.5	167.7	36.9	30.3	80.2	37.0	74.8	65.2	22.7	8.5
55-94	58.4	167.2	39.1	24.8	75.1	18.1	76.7	71.5	22.0	5.2
60-64	53.9	159.1	36.3	27.2	68.4	27.9	72.9	70.4	21.6	^
65 or older	57.7	134.8	40.5	13.9	74.0	20.1	70.5	77.7	20.2	^
<b>Citizenship</b>										
U.S. citizen	72.9 mos.	153.0 mos.	36.4 mos.	38.3 mos.	79.9 mos.	44.1 mos.	79.9 mos.	73.6 mos.	19.0 mos.	6.6 mos.
Non-U.S. citizen	27.8	131.0	32.5	37.8	59.2	37.5	61.6	57.2	16.4	6.2
<b>Education</b>										
Less than high-school graduate	42.2 mos.	128.6 mos.	29.9 mos.	36.8 mos.	68.3 mos.	56.1 mos.	75.5 mos.	69.4 mos.	16.4 mos.	7.3 mos.
High-school graduate	69.6	147.5	36.2	46.9	81.3	39.7	80.0	73.1	19.3	8.4
Some college	67.4	173.0	36.9	31.4	72.7	41.2	78.4	79.7	18.5	8.1
College graduate	58.9	244.7	39.4	31.3	60.5	24.8	76.3	63.8	15.6	12.4
<b>Criminal history</b>										
No convictions	49.2 mos.	186.5 mos.	33.8 mos.	28.0 mos.	55.0 mos.	36.8 mos.	75.2 mos.	62.9 mos.	6.4 mos.	9.4 mos.
Prior adult convictions	55.0	135.5	37.7	45.3	85.7	52.9	80.9	73.9	19.3	6.0

Note: Excludes life sentences and indeterminate sentences. Includes prison portion of split or mixed sentences.

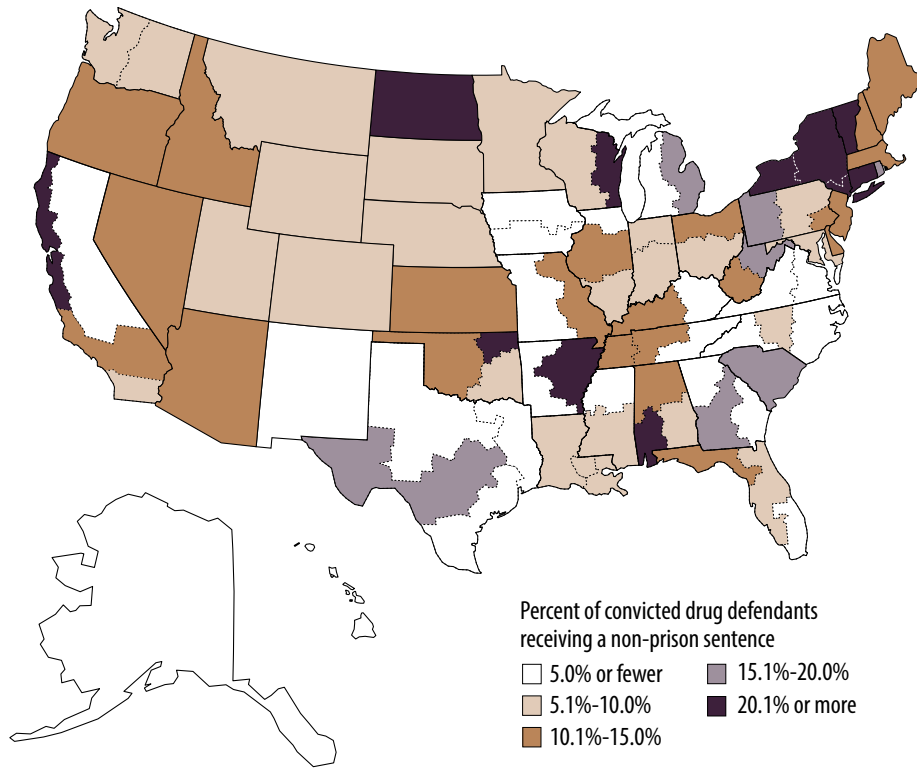
...Not available. No cases of this type occurred.

^Too few cases to provide a reliable estimate.

Source: Bureau of Justice Statistics, based on data from the Administrative Office of the U.S. Courts, Criminal Master File; U.S. Sentencing Commission, individual offender data file; and Probation and Pretrial Services Automated Case Tracking System, fiscal year 2016.

**MAP 5.1**

**Percent of convicted drug defendants receiving a non-prison sentence, by federal judicial district of conviction, FY 2016**



Note: Includes defendants convicted of a drug offense and receiving either a term of probation, a fine, or a suspended sentence.

Not shown: Guam (10.1-15.0%), Puerto Rico (10.1-15.0%), District of Columbia (20.1% or more), and U.S. Virgin Islands (20.1% or more).

Source: Bureau of Justice Statistics, based on data from the Administrative Office of the U.S. Courts, Criminal Master File, fiscal year 2016.



## Federal appeals

**TABLE 6.1**  
Criminal appeals terminated, by type of criminal case and offense, FY 2016

Offense of conviction	Total	Number of criminal appeals terminated			
		Direct criminal	Interlocutory	Post-conviction	Other <sup>a</sup>
<b>All offenses</b>	11,379	7,540	320	3,201	318
<b>Violent offenses</b>	667	523	41	74	29
Murder	62	44	2	8	8
Assault	115	95	7	9	4
Robbery	173	135	6	28	4
Sexual abuse	278	221	25	19	13
Kidnapping	36	27	0	9	0
Threats against the President	3	1	1	1	0
<b>Property offenses</b>	1,376	1,063	68	186	59
Fraudulent	1,188	907	62	164	55
Embezzlement	32	27	1	3	1
Fraud	1,091	839	53	146	53
Forgery	7	0	7	0	0
Counterfeiting	58	41	1	15	1
Other	188	156	6	22	4
Burglary	5	4	0	1	0
Larceny	110	89	2	17	2
Motor-vehicle theft	4	4	0	0	0
Arson/explosives	42	33	3	4	2
Transportation of stolen property	21	21	0	0	0
Other property offenses	6	5	1	0	0
<b>Drug offenses</b>	4,524	2,258	77	2,097	92
Trafficking	4,519	2,256	77	2,094	92
Possession/other drug offenses	5	2	0	3	0
<b>Public-order offenses</b>	1,157	885	50	162	60
Regulatory	121	93	4	17	7
Agriculture	0	0	0	0	0
Antitrust	1	1	0	0	0
Food/drug	5	4	0	1	0
Transportation	16	12	0	4	0
Civil rights	30	23	0	5	2
Communications	2	1	0	1	0
Customs laws	8	7	0	1	0
Postal laws	1	1	0	0	0
Other regulatory offenses	58	44	4	5	5
Other	1,036	792	46	145	53
Tax-law violations	52	43	1	5	3
Bribery	14	12	0	0	2
Perjury/contempt/intimidation	103	77	6	11	9
National defense	16	15	0	0	1
Escape	38	23	2	13	0
Racketeering/extortion	341	244	18	51	28
Gambling	1	1	0	0	0
Liquor offenses	1	1	0	0	0
Other sex offenses <sup>b</sup>	360	297	13	41	9
Traffic	1	1	0	0	0
Wildlife	8	6	0	2	0
Environmental	2	1	0	1	0
Other offenses	99	71	6	21	1
<b>Weapons offenses</b>	1,568	1,125	59	342	42
<b>Immigration offenses</b>	1,335	1,253	9	65	8

Note: Murder includes non-negligent manslaughter; sexual abuse includes only violent sex offenses; fraud excludes tax fraud; larceny excludes transportation of stolen property; other property offenses excludes fraudulent property offenses and includes destruction of property and trespassing; tax-law violations includes tax fraud; and other offenses includes unclassifiable offenses. Total includes 752 terminated for which an offense category could not be determined.

<sup>a</sup>Includes federal guidelines cases where the sentence only is appealed or where the sentence and conviction are appealed. Includes criminal cases other than guideline cases.

<sup>b</sup>Excludes sexual abuse. See *Terms and definitions*.

Source: Bureau of Justice Statistics, based on data from the Administrative Office of the U.S. Courts, Court of Appeals, fiscal year 2016.

**TABLE 6.2****Disposition of criminal appeals terminated, by offense, FY 2016**

Offense of conviction	Total criminal appeals terminated	Criminal appeals terminated on the merits							Procedural terminations
		Total	Percent	Affirmed	Remanded or reversed	Partially affirmed	Dismissed	Other	
<b>All offenses</b>	11,379	8,392	73.7%	5,752	786	365	1,473	16	2,987
<b>Violent offenses</b>	667	515	77.2%	375	39	30	71	0	152
Murder	62	53	85.5	35	2	8	8	0	9
Assault	115	86	74.8	66	9	2	9	0	29
Robbery	173	134	77.5	107	12	5	10	0	39
Sexual abuse	278	211	75.9	143	15	12	41	0	67
Kidnapping	36	28	77.8	21	1	3	3	0	8
Threats against the President	3	3	^	3	0	0	0	0	0
<b>Property offenses</b>	1,376	1,034	75.1%	724	97	65	144	4	342
Fraudulent	1,188	897	75.5	631	86	60	116	4	291
Embezzlement	32	23	71.9	18	3	1	1	0	9
Fraud	1,091	834	76.4	589	75	57	109	4	257
Forgery	7	2	^	2	0	0	0	0	5
Counterfeiting	58	38	65.5	22	8	2	6	0	20
Other	188	137	72.9	93	11	5	28	0	51
Burglary	5	5	^	3	2	0	0	0	0
Larceny	110	83	75.5	57	5	1	20	0	27
Motor-vehicle theft	4	2	^	1	1	0	0	0	2
Arson/explosives	42	31	73.8	21	3	0	7	0	11
Transportation of stolen property	21	12	57.1	7	0	4	1	0	9
Other property offenses	6	4	^	4	0	0	0	0	2
<b>Drug offenses</b>	4,524	3,106	68.7%	2,174	257	107	564	4	1,418
Trafficking	4,519	3,105	68.7	2,173	257	107	564	4	1,414
Possession/other drug offenses	5	1	^	1	0	0	0	0	4
<b>Public-order offenses</b>	1,157	889	76.8%	630	79	67	110	3	268
Regulatory	121	91	75.2	66	3	10	12	0	30
Agriculture	0	0	...	0	0	0	0	0	0
Antitrust	1	1	^	1	0	0	0	0	0
Food/drug	5	5	^	5	0	0	0	0	0
Transportation	16	12	75.0	10	0	2	0	0	4
Civil rights	30	25	83.3	19	0	6	0	0	5
Communications	2	2	^	2	0	0	0	0	0
Customs laws	8	4	^	2	0	0	2	0	4
Postal laws	1	1	^	1	0	0	0	0	0
Other regulatory offenses	58	41	70.7	26	3	2	10	0	17
Other	1,036	798	77.0	564	76	57	98	3	238
Tax-law violations	52	39	75.0	30	5	1	3	0	13
Bribery	14	12	85.7	10	0	0	2	0	2
Perjury/contempt/intimidation	103	80	77.7	52	5	11	12	0	23
National defense	16	14	87.5	12	0	1	0	1	2
Escape	38	32	84.2	25	4	3	0	0	6
Racketeering/extortion	341	265	77.7	192	20	23	29	1	76
Gambling	1	1	^	1	0	0	0	0	0
Liquor offenses	1	1	^	1	0	0	0	0	0
Other sex offenses*	360	272	75.6	183	25	15	48	1	88
Traffic	1	1	^	1	0	0	0	0	0
Wildlife	8	6	^	2	3	0	1	0	2
Environmental	2	1	^	0	1	0	0	0	1
Other offenses	99	74	74.7	55	13	3	3	0	25
<b>Weapons offenses</b>	1,568	1,170	74.6%	807	169	63	128	3	398
<b>Immigration offenses</b>	1,335	1,103	82.6%	621	80	13	388	1	232

Note: Murder includes non-negligent manslaughter; sexual abuse includes only violent sex offenses; fraud excludes tax fraud; larceny excludes transportation of stolen property; other property offenses excludes fraudulent property offenses and includes destruction of property and trespassing; tax-law violations includes tax fraud; and other offenses includes unclassifiable offenses. Total includes 752 appeals terminated for which an offense category could not be determined.

...Not available. No cases of this type occurred.

^Too few cases to provide a reliable estimate.

\*Excludes sexual abuse. See *Terms and definitions*.

Source: Bureau of Justice Statistics, based on data from the Administrative Office of the U.S. Courts, Court of Appeals, fiscal year 2016.

## Section 3: Federal corrections and supervision

### Federal supervision, probation, and parole

**TABLE 7.1**  
Offenders under federal supervision, by offense and type of supervision, FY 2016

Most serious offense	Total offenders under supervision		Type of supervision					
	Number	Percent	Probation		Supervised release		Parole	
	Number	Percent	Number	Percent	Number	Percent	Number	Percent
All offenses <sup>a</sup>	134,908	100%	17,937	100%	115,843	100%	1,128	100%
Felonies <sup>b</sup>	130,559	96.9%	14,007	78.3%	115,426	99.7%	1,126	100%
Violent offenses	6,051	4.5	323	1.8	5,018	4.3	710	63.1
Murder	771	0.6	34	0.2	427	0.4	310	27.5
Assault	917	0.7	120	0.7	739	0.6	58	5.2
Robbery	2,848	2.1	80	0.4	2,604	2.2	164	14.6
Sexual abuse	1,331	1.0	69	0.4	1,114	1.0	148	13.1
Kidnapping	142	0.1	6	<0.1	106	0.1	30	2.7
Threats against the President	42	<0.1	14	0.1	28	<0.1	0	...
Property offenses	25,197	18.7	7,030	39.3	18,106	15.6	61	5.4
Fraudulent	21,240	15.8	5,249	29.3	15,972	13.8	19	1.7
Embezzlement	1,196	0.9	461	2.6	735	0.6	0	...
Fraud	18,687	13.9	4,495	25.1	14,177	12.2	15	1.3
Forgery	32	<0.1	11	0.1	19	<0.1	2	<0.1
Counterfeiting	1,325	1.0	282	1.6	1,041	0.9	2	<0.1
Other	3,957	2.9	1,781	10.0	2,134	1.8	42	3.7
Burglary	106	0.1	13	0.1	77	0.1	16	1.4
Larceny	2,986	2.2	1,630	9.1	1,341	1.2	15	1.3
Motor-vehicle theft	244	0.2	17	0.1	220	0.2	7	<0.1
Arson/explosives	326	0.2	35	0.2	287	0.2	4	<0.1
Transportation of stolen property	234	0.2	56	0.3	178	0.2	0	...
Other property offenses	61	<0.1	30	0.2	31	<0.1	0	...
Drug offenses	65,005	48.2	2,784	15.6	62,042	53.6	179	15.9
Trafficking	47,933	35.6	2,139	12.0	45,655	39.4	139	12.3
Possession/other drug offenses	17,072	12.7	645	3.6	16,387	14.2	40	3.6
Public-order offenses	13,970	10.4	2,262	12.6	11,593	10.0	115	10.2
Regulatory	1,737	1.3	824	4.6	902	0.8	11	1.0
Agriculture	3	<0.1	0	...	3	<0.1	0	...
Antitrust	25	<0.1	19	0.1	6	<0.1	0	...
Food/drug	86	0.1	53	0.3	33	<0.1	0	...
Transportation	169	0.1	83	0.5	85	0.1	1	<0.1
Civil rights	100	0.1	22	0.1	71	0.1	7	<0.1
Communications	40	<0.1	20	0.1	20	<0.1	0	...
Customs laws	200	0.1	60	0.3	140	0.1	0	...
Postal laws	59	<0.1	41	0.2	18	<0.1	0	...
Other regulatory offenses	1,055	0.8	526	2.9	526	0.5	3	<0.1
Other	12,233	9.1	1,438	8.0	10,691	9.2	104	9.2
Tax-law violations	994	0.7	466	2.6	527	0.5	1	<0.1
Bribery	272	0.2	87	0.5	185	0.2	0	...
Perjury/contempt/intimidation	286	0.2	71	0.4	214	0.2	1	<0.1
National defense	182	0.1	44	0.2	131	0.1	7	<0.1
Escape	242	0.2	28	0.2	212	0.2	2	<0.1
Racketeering/extortion	2,161	1.6	317	1.8	1,821	1.6	23	2.0
Gambling	35	<0.1	25	0.1	10	<0.1	0	...
Other sex offenses <sup>c</sup>	7,589	5.6	151	0.8	7,373	6.4	65	5.8
Wildlife	74	0.1	48	0.3	25	<0.1	1	<0.1

Continued on next page

**TABLE 7.1 (continued)****Offenders under federal supervision, by offense and type of supervision, FY 2016**

Most serious offense	Total offenders under supervision		Type of supervision					
	Number	Percent	Probation		Supervised release		Parole	
			Number	Percent	Number	Percent	Number	Percent
Environmental	46	<0.1	27	0.2	19	<0.1	0	...
All other felonies	352	0.3	174	1.0	174	0.2	4	<0.1
Weapons offenses	16,787	12.5	865	4.8	15,865	13.7	57	5.1
Immigration offenses	3,549	2.6	743	4.2	2,802	2.4	4	<0.1
<b>Misdemeanors</b>	4,208	3.1%	3,881	21.7%	327	0.3%	0	...
Fraudulent property offenses	306	0.2	293	1.6	13	<0.1	0	...
Larceny	559	0.4	522	2.9	37	<0.1	0	...
Drug possession	629	0.5	577	3.2	52	<0.1	0	...
Immigration misdemeanors	129	0.1	124	0.7	5	<0.1	0	...
Traffic	1,403	1.0	1,367	7.6	36	<0.1	0	...
Other misdemeanors	1,182	0.9	998	5.6	184	0.2	0	...

Note: Federal offender populations are shown as of September 30, 2016. Murder includes non-negligent manslaughter; sexual abuse includes only violent sex offenses; fraud excludes tax fraud; larceny excludes transportation of stolen property; other property offenses excludes fraudulent property offenses and includes destruction of property and trespassing; tax-law violations includes tax fraud; other felonies and other misdemeanors include unclassifiable offenses; and drug possession includes other drug misdemeanors.

...Not available. No cases of this type occurred.

<sup>a</sup>Total includes offenders whose offense category could not be determined.

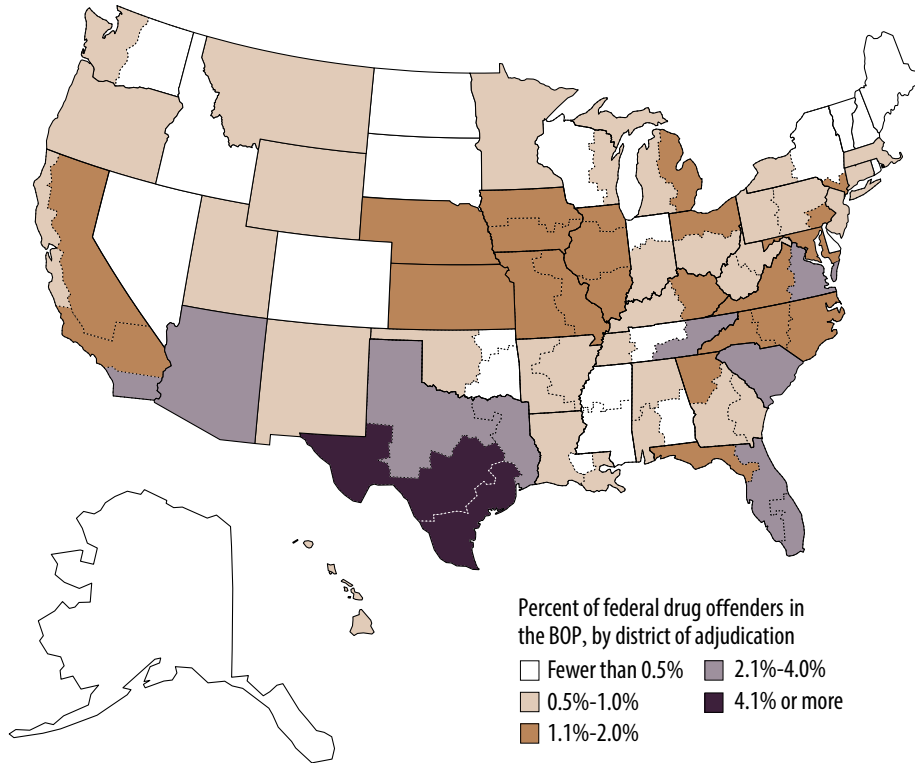
<sup>b</sup>An offense category could not be determined for 141 felony offenders, including 49 offenders under probation, 90 under supervised release, and 2 under parole.

<sup>c</sup>Excludes sexual abuse. See *Terms and definitions*.

Source: Bureau of Justice Statistics, based on data from the Administrative Office of the U.S. Courts, Probation and Pretrial Services Automated Case Tracking System, fiscal year-end 2016.

**MAP 7.1**

**Percent of total drug offenders in the Federal Bureau of Prisons, by federal judicial district of adjudication, FY 2016**



Note: Federal offender populations are shown as of September 30, 2016.

Not shown: Guam (fewer than 0.5%), Puerto Rico (2.1-4.0%), District of Columbia (0.5-1.0%), U.S. Virgin Islands (fewer than 0.5%), and Northern Mariana Islands (fewer than 0.5%).

Source: Bureau of Justice Statistics, based on data from the Federal Bureau of Prisons, SENTRY database, fiscal year 2016.

**TABLE 7.2**  
**Demographic characteristics of offenders under federal supervision, FY 2016**

Offender characteristic	Total offenders under supervision		Probation		Supervised release		Parole	
	Number	Percent	Number	Percent	Number	Percent	Number	Percent
<b>All offenders*</b>	134,908	100%	17,937	100%	115,843	100%	1,128	100%
<b>Sex</b>								
Male	111,346	82.7%	11,101	62.8%	99,140	85.6%	1,105	98.0%
Female	23,304	17.3	6,580	37.2	16,701	14.4	23	2.0
<b>Race</b>								
White	76,841	57.5%	11,218	64.4%	65,168	56.7%	455	41.8%
Black/African American	49,734	37.2	4,825	27.7	44,307	38.5	602	55.3
American Indian/Alaska Native	3,112	2.3	495	2.8	2,595	2.3	22	2.0
Asian/Native Hawaiian/Other Pacific Islander	3,124	2.3	686	3.9	2,432	2.1	6	<0.1
Two or more races	716	0.5	188	1.1	525	0.5	3	<0.1
<b>Ethnicity</b>								
Hispanic	32,223	24.3%	3,383	19.7%	28,719	25.1%	121	11.1%
Non-Hispanic	100,412	75.7	13,816	80.3	85,628	74.9	968	88.9
<b>Age</b>								
17 or younger	77	0.1%	73	0.4%	4	<0.1%	0	...
18-19	460	0.3	282	1.6	178	0.2	0	...
20-24	7,686	5.7	1,814	10.3	5,845	5.0	27	2.4%
25-29	16,328	12.1	2,312	13.1	13,938	12.0	78	6.9
30-34	22,499	16.7	2,320	13.1	20,076	17.3	103	9.1
35-39	23,454	17.4	2,201	12.4	21,135	18.2	118	10.5
40-44	19,624	14.6	2,028	11.5	17,421	15.0	175	15.5
45-49	14,980	11.1	1,802	10.2	13,033	11.3	145	12.9
50-54	11,745	8.7	1,679	9.5	9,916	8.6	150	13.3
55-59	7,967	5.9	1,243	7.0	6,591	5.7	133	11.8
60-64	5,019	3.7	921	5.2	4,004	3.5	94	8.3
65 or older	4,818	3.6	1,013	5.7	3,701	3.2	104	9.2

Note: Federal offender populations are shown as of September 30, 2016.

...Not available. No cases of this type occurred.

\*Total includes offenders whose offense characteristics could not be determined. Data were missing for the following: sex (258), race (1,381), ethnicity (2,273), and age (251).

Source: Bureau of Justice Statistics, based on data from the Administrative Office of the U.S. Courts, Probation and Pretrial Services Automated Case Tracking System, fiscal year 2016.

**TABLE 7.3****Outcomes of offenders terminating probation supervision, by offense, FY 2016**

Most serious offense	Number of probation terminations	Percent of probation supervisions terminating with—					Administrative case closures
		No violation	Technical violations <sup>a</sup>			New crime <sup>b</sup>	
			Drug use	Fugitive status	Other		
<b>All offenses</b>	9,951	89.2%	0.3%	0.5%	0.8%	0.9%	8.3%
<b>Felonies</b>	6,385	88.4%	0.3%	0.5%	0.6%	1.0%	9.3%
Violent offenses	133	68.3	...	3.0	3.0	3.0	22.8
Murder	16	46.2	...	...	7.7	7.7	38.5
Assault	57	75.0	...	7.5	...	5.0	12.5
Robbery	25	69.6	...	...	...	...	30.4
Sexual abuse	29	75.0	...	...	5.0	...	20.0
Kidnapping	4	^	...	...	^	...	...
Threats against the President	2	...	...	...	...	...	^
Property offenses	2,973	92.4	0.1	0.2	0.5	0.6	6.2
Fraudulent	2,357	92.7	<0.1	0.1	0.4	0.6	6.1
Embezzlement	204	93.8	...	1.0	0.5	1.0	3.6
Fraud	1,948	92.8	0.1	0.1	0.3	0.5	6.3
Forgery	12	100	...	...	...	...	...
Counterfeiting	193	90.1	...	...	1.9	0.6	7.5
Other	616	90.9	0.2	0.4	0.9	0.9	6.7
Burglary	6	^	...	^	...	...	^
Larceny	553	92.1	0.2	0.2	0.8	0.8	5.9
Motor-vehicle theft	1	^	...	...	...	...	...
Arson/explosives	23	72.2	...	...	5.6	5.6	16.7
Transportation of stolen property	24	83.3	...	...	...	...	16.7
Other property offenses	9	^	...	...	...	...	...
Drug offenses	1,500	82.3	0.1	0.7	0.5	0.8	15.6
Trafficking	1,165	81.8	0.2	0.7	0.6	1.0	15.7
Possession/other drug offenses	335	83.8	...	0.6	0.3	...	15.2
Public-order offenses	987	93.1	0.5	0.2	0.5	0.5	5.1
Regulatory	427	95.6	0.5	...	0.7	0.5	2.7
Agriculture	2	^	...	...	...	...	...
Antitrust	5	^	...	...	...	...	...
Food/drug	32	96.7	...	...	3.3	...	...
Transportation	39	94.1	...	...	2.9	...	2.9
Civil rights	9	^	...	...	...	...	^
Communications	10	^	...	...	...	...	^
Customs laws	22	95.2	...	...	...	...	4.8
Postal laws	21	95.2	4.8	...	...	...	...
Other regulatory offenses	287	96.3	0.4	...	0.4	0.7	2.2
Other	560	91.2	0.6	0.4	0.4	0.6	6.9
Tax-law violations	176	94.9	...	...	...	...	5.1
Bribery	42	92.9	...	...	...	...	7.1
Perjury/contempt/intimidation	32	86.2	3.4	...	...	...	10.3
National defense	20	94.4	...	...	...	...	5.6
Escape	8	^	^	...	...	^	...
Racketeering/extortion	121	91.5	...	...	0.8	0.8	6.8
Gambling	14	100	...	...	...	...	...
Other sex offenses <sup>c</sup>	66	81.4	...	3.4	1.7	...	13.6
Wildlife	15	100	...	...	...	...	...
Environmental	16	100	...	...	...	...	...
All other felonies	50	83.3	2.4	...	...	2.4	11.9
Weapons offenses	455	79.9	0.7	0.2	...	1.9	17.2
Immigration offenses	337	83.4	1.7	2.1	2.8	4.2	5.9

*Continued on next page*

**TABLE 7.3 (continued)****Outcomes of offenders terminating probation supervision, by offense, FY 2016**

Most serious offense	Number of probation terminations	Percent of probation supervisions terminating with—					Administrative case closures
		No violation	Technical violations <sup>a</sup>			New crime <sup>b</sup>	
			Drug use	Fugitive status	Other		
<b>Misdemeanors</b>	3,525	90.8%	0.4%	0.5%	1.0%	0.9%	6.4%
Fraudulent property offenses	171	98.8	...	0.6	...	...	0.6
Larceny	367	90.4	0.3	0.6	2.2	1.2	5.3
Drug possession	588	86.2	0.8	0.4	1.4	0.4	10.8
Immigration misdemeanors	73	90.3	...	3.2	1.6	...	4.8
Traffic	1,456	91.4	0.2	0.6	0.8	0.8	6.2
Other misdemeanors	870	91.2	0.6	0.1	1.0	1.3	5.8

Note: Murder includes non-negligent manslaughter; sexual abuse includes only violent sex offenses; fraud excludes tax fraud; larceny excludes transportation of stolen property; other property offenses excludes fraudulent property offenses and includes destruction of property and trespassing; tax-law violations includes tax fraud; other felonies and other misdemeanors include unclassifiable offenses; and drug possession includes other drug misdemeanors. Details may not sum to totals due to rounding. Offenses for 41 offenders could not be classified.

...Not available. No cases of this type occurred.

<sup>a</sup>Too few cases to provide a reliable estimate.

<sup>b</sup>Supervision terminated with incarceration or removal to inactive status for violation of supervision conditions other than charges for new offenses.

<sup>c</sup>Supervision terminated with incarceration or removal to inactive status after arrest for a new major or minor offense.

<sup>d</sup>Excludes sexual abuse. See *Terms and definitions*.

Source: Bureau of Justice Statistics, based on data from the Administrative Office of the U.S. Courts, Probation and Pretrial Services Automated Case Tracking System, fiscal year 2016.



**TABLE 7.4****Outcomes of offenders terminating probation supervision, by offender defender characteristics, FY 2016**

Offender characteristic	Number of probation terminations	Percent terminating probation with—					New crime	Administrative case closures
		Technical violations <sup>a</sup>						
		No violation	Drug use	Fugitive status	Other			
<b>All offenders<sup>b</sup></b>	9,951	89.2%	0.3%	0.5%	0.8%	0.9%	8.3%	
<b>Sex</b>								
Male	6,539	87.5%	0.3%	0.5%	0.8%	1.1%	9.7%	
Female	3,299	92.3	0.4	0.4	0.6	0.6	5.6	
<b>Race</b>								
White	6,322	89.7%	0.4%	0.4%	0.7%	0.8%	8.0%	
Black/African American	2,578	89.4	0.2	0.4	0.8	1.1	8.1	
American Indian/Alaska Native	325	69.0	0.8	3.3	4.1	3.3	19.6	
Asian/Native Hawaiian/Other Pacific Islander	330	93.1	...	...	...	...	6.9	
Two or more races	106	91.7	...	...	...	...	8.3	
<b>Ethnicity</b>								
Hispanic	1,809	87.7%	0.7%	1.0%	1.1%	1.5%	8.0%	
Non-Hispanic	7,709	89.5	0.2	0.4	0.7	0.8	8.4	
<b>Age</b>								
17 or younger	12	81.8%	...	...	...	...	18.2%	
18-19	75	86.4	...	...	...	...	13.6	
20-24	889	93.3	...	...	0.1%	...	6.6	
25-29	1,281	94.4	...	0.1%	0.1	0.1%	5.3	
30-34	1,248	93.7	...	0.1	...	...	6.2	
35-39	1,173	91.8	...	...	...	...	8.2	
40-44	1,080	92.9	...	...	0.1	...	7.0	
45-49	955	92.1	...	...	...	...	7.9	
50-54	898	93.1	...	...	...	...	6.9	
55-59	686	91.8	...	...	...	...	8.2	
60-64	488	91.9	...	...	...	...	8.1	
65 or older	624	93.3	...	...	...	...	6.7	

Note: Details may not sum to totals due to rounding. Data were missing for the following: sex (113), race (290), ethnicity (433), and age (542).

...Not available. No cases of this type occurred.

<sup>^</sup>Too few cases to provide a reliable estimate.

<sup>a</sup>Violation of supervision conditions other than charges for new offenses.

<sup>b</sup>Total includes offenders whose characteristics could not be determined.

Source: Bureau of Justice Statistics, based on data from the Administrative Office of the U.S. Courts, Probation and Pretrial Services Automated Case Tracking System, fiscal year 2016.

**TABLE 7.5****Outcomes of offenders terminating supervised release, by offense, FY 2016**

Most serious offense	Number of supervised release terminations	Percent of supervised releases terminating with—					
		No violation	Technical violations <sup>a</sup>			New crime <sup>b</sup>	Administrative case closures
			Drug use	Fugitive status	Other		
All offenses	48,399	73.2%	1.9%	2.1%	2.6%	5.3%	14.7%
<b>Felonies</b>	47,855	73.1%	1.9%	2.2%	2.6%	5.4%	14.8%
Violent offenses	2,956	60.6	2.8	5.3	5.2	7.9	18.3
Murder	280	55.0	1.7	6.7	6.7	9.4	20.6
Assault	656	55.9	2.9	8.2	7.1	7.4	18.5
Robbery	1,543	62.9	3.3	3.7	3.2	8.2	18.8
Sexual abuse	414	59.4	2.0	6.8	10.0	7.2	14.7
Kidnapping	42	75.8	...	...	6.1	3.0	15.2
Threats against the President	21	64.7	...	11.8	5.9	...	17.6
Property offenses	8,205	83.9	1.0	1.4	1.2	2.3	10.2
Fraudulent	6,996	85.2	0.8	1.2	1.0	2.1	9.8
Embezzlement	315	91.9	...	...	0.3	1.0	6.8
Fraud	5,958	86.3	0.6	1.1	0.9	1.7	9.3
Forgery	15	90.0	...	...	...	...	10.0
Counterfeiting	708	69.0	3.2	3.2	1.8	6.7	16.0
Other	1,209	75.6	2.6	2.5	2.6	3.4	13.1
Burglary	73	64.3	4.8	2.4	4.8	11.9	11.9
Larceny	735	77.5	2.5	2.9	1.4	2.5	13.2
Motor-vehicle theft	124	68.1	3.3	3.3	5.5	5.5	14.3
Arson/explosives	165	72.5	2.5	0.8	4.2	4.2	15.8
Transportation of stolen property	85	86.8	...	1.3	2.6	2.6	6.6
Other property offenses	27	55.6	11.1	5.6	11.1	...	16.7
Drug offenses	22,488	75.8	1.9	1.6	2.0	5.0	13.7
Trafficking	17,297	75.9	2.0	1.7	2.0	5.1	13.2
Possession/other drug offenses	5,191	75.3	1.5	1.4	2.0	4.8	15.0
Public-order offenses	3,799	71.8	1.3	2.6	4.7	4.1	15.6
Regulatory	523	87.5	1.5	1.0	1.0	2.7	6.3
Agriculture	0	...	...	...	...	...	...
Antitrust	5	^	...	...	...	...	...
Food/drug	23	85.7	...	...	...	4.8	9.5
Transportation	45	88.4	2.3	...	2.3	...	7.0
Civil rights	46	93.3	2.2	...	...	...	4.4
Communications	16	86.7	...	...	...	6.7	6.7
Customs laws	58	80.4	5.9	...	...	7.8	5.9
Postal laws	5	^	...	...	...	...	...
Other regulatory offenses	325	87.4	0.7	1.7	1.4	2.4	6.5
Other	3,276	68.6	1.2	2.9	5.4	4.3	17.5
Tax-law violations	307	95.9	...	0.3	...	...	3.7
Bribery	80	96.2	...	...	...	...	3.8
Perjury/contempt/intimidation	114	81.3	...	...	3.3	2.2	13.2
National defense	67	85.7	1.8	...	...	3.6	8.9
Escape	221	41.1	3.9	9.3	14.0	7.0	24.8
Racketeering/extortion	796	77.2	1.4	1.4	3.9	2.9	13.3
Gambling	6	^	...	...	...	...	...
Other sex offenses <sup>c</sup>	1,542	52.6	1.0	4.4	8.4	7.2	26.5
Wildlife	12	88.9	...	...	...	...	11.1
Environmental	15	86.7	...	...	...	...	13.3
All other felonies	116	70.3	5.5	5.5	2.2	3.3	13.2
Weapons offenses	8,273	61.5	2.6	2.8	4.1	9.8	19.1
Immigration offenses	2,134	55.9	4.3	4.6	4.0	5.6	25.6

*Continued on next page*

**TABLE 7.5 (continued)****Outcomes of offenders terminating supervised release, by offense, FY 2016**

Most serious offense	Number of supervised release terminations	Percent of supervised releases terminating with—					Administrative case closures
		No violation	Technical violations <sup>a</sup>			New crime <sup>b</sup>	
			Drug use	Fugitive status	Other		
<b>Misdemeanors</b>	482	84.9%	0.5%	1.6%	3.0%	1.6%	8.2%
Fraudulent property offenses	38	85.3	...	...	...	...	14.7
Larceny	51	76.2	2.4	7.1	2.4	4.8	7.1
Drug possession	98	86.3	1.4	...	2.7	...	9.6
Immigration misdemeanors	3	^	...	...	...	...	...
Traffic	60	85.7	...	...	4.8	...	9.5
Other misdemeanors	232	86.0	...	1.8	3.5	2.3	6.4

Note: Murder includes non-negligent manslaughter; sexual abuse includes only violent sex offenses; fraud excludes tax fraud; larceny excludes transportation of stolen property; other property offenses excludes fraudulent property offenses and includes destruction of property and trespassing; tax-law violations includes tax fraud; other felonies and other misdemeanors include unclassifiable offenses; and drug possession includes other drug misdemeanors. Details may not sum to totals due to rounding. Offenses for 62 offenders could not be classified.

...Not available. No cases of this type occurred.

^Too few cases to provide a reliable estimate.

<sup>a</sup>Supervision terminated with incarceration or removal to inactive status for violation of supervision conditions other than charges for new offenses.

<sup>b</sup>Supervision terminated with incarceration or removal to inactive status after arrest for a new major or minor offense.

<sup>c</sup>Excludes sexual abuse. See *Terms and definitions*.

Source: Bureau of Justice Statistics, based on data from the Administrative Office of the U.S. Courts, Probation and Pretrial Services Automated Case Tracking System, fiscal year 2016.

**TABLE 7.6****Outcomes of offenders terminating supervised release, by offender demographic characteristics, FY 2016**

Offender characteristic	Number of released terminations	Percent terminating supervised release with—						Administrative case closures
		Total	No violation	Technical violations <sup>a</sup>			New crime <sup>b</sup>	
				Drug use	Fugitive status	Other		
<b>All offenders<sup>c</sup></b>	48,399	100%	73.2%	1.9%	2.1%	2.6%	5.3%	14.7%
<b>Sex</b>								
Male	41,274	100%	71.2%	2.0%	2.2%	2.8%	6.0%	15.8%
Female	7,125	100%	84.4	1.6	1.7	1.6	1.9	8.8
<b>Race</b>								
White	27,187	100%	74.7%	2.2%	1.9%	2.4%	4.2%	14.5%
Black/African American	17,484	100%	72.2	1.3	1.9	2.5	7.1	15.1
American Indian/Alaska Native	2,195	100%	51.4	4.0	9.3	9.4	8.9	17.0
Asian/Native Hawaiian/Other Pacific Islander	1,026	100%	83.6	1.7	1.2	1.7	1.2	10.7
Two or more races	192	100%	82.1	1.2	1.7	0.6	2.3	12.1
<b>Ethnicity</b>								
Hispanic	11,838	100%	69.2%	2.8%	2.6%	2.9%	5.0%	17.5%
Non-Hispanic	35,954	100%	74.6	1.6	2.0	2.5	5.5	13.7
<b>Age</b>								
17 or younger	2	100%	^	...	...	...	...	...
18-19	19	100%	20.0%	...	...	...	...	80.0%
20-24	1,457	100%	71.3	0.3%	...	0.4%	0.9%	27.1
25-29	4,749	100%	83.3	0.1	0.2%	0.1	0.5	15.8
30-34	6,797	100%	86.0	<0.1	0.3	0.1	0.6	13.0
35-39	7,650	100%	89.0	0.1	0.1	0.2	0.2	10.4
40-44	6,254	100%	90.2	<0.1	0.1	0.2	0.2	9.3
45-49	4,946	100%	91.0	0.1	0.2	0.1	0.2	8.5
50-54	3,814	100%	90.6	...	0.1	<0.1	0.2	9.1
55-59	2,616	100%	91.4	...	<0.1	0.1	0.1	8.3
60-64	1,644	100%	90.5	...	0.1	0.1	0.1	9.1
65 or older	1,661	100%	87.6	...	0.1	...	...	12.3

Note: Details may not sum to totals due to rounding. Data were missing for the following: race (315), ethnicity (607), and age (6,790).

...Not available. No cases of this type occurred.

<sup>a</sup>Supervision terminated with incarceration or removal to inactive status for violation of supervision conditions other than charges for new offenses.

<sup>b</sup>Supervision terminated with incarceration or removal to inactive status after arrest for a new major or minor offense.

<sup>c</sup>Total includes offenders whose characteristics could not be determined.

Source: Bureau of Justice Statistics, based on data from the Administrative Office of the U.S. Courts, Probation and Pretrial Services Automated Case Tracking System, fiscal year 2016.

**TABLE 7.7**

**Outcomes of offenders terminating parole, by offense, FY 2016**

Most serious offense	Number of parole terminations	Total	Percent of parolees terminating with—					Administrative case closures
			Technical violations <sup>a</sup>				New crime <sup>b</sup>	
			No violation	Drug use	Fugitive status	Other		
All offenses	439	100%	73.8%	2.0%	1.7%	3.2%	4.2%	15.2%
Felonies	438	100%	73.8%	2.0%	1.7%	3.2%	4.2%	15.2%
Violent offenses	242	100%	70.6	1.8	2.6	2.6	6.1	16.2
Murder	68	100%	60.0	3.1	4.6	1.5	9.2	21.5
Assault	25	100%	83.3	...	...	...	...	16.7
Robbery	59	100%	64.9	3.5	5.3	7.0	8.8	10.5
Sexual abuse	77	100%	82.9	...	...	1.4	4.3	11.4
Kidnapping	13	100%	58.3	...	...	...	...	41.7
Threats against the President	0	100%	...	...	...	...	...	...
Property offenses	33	100%	65.5	3.4	...	13.8	3.4	13.8
Fraudulent	13	100%	69.2	7.7	...	15.4	...	7.7
Embezzlement	0	100%	...	...	...	...	...	...
Fraud	10	100%	^	...	...	^	...	^
Forgery	0	100%	...	...	...	...	...	...
Counterfeiting	3	100%	^	^	...	...	...	...
Other	20	100%	62.5	...	...	12.5	6.3	18.8
Burglary	5	100%	^	...	...	^	^	^
Larceny	12	100%	80.0	...	...	10.0	...	10.0
Motor-vehicle theft	2	100%	...	...	...	...	...	^
Arson/explosives	1	100%	...	...	...	...	...	...
Transportation of stolen property	0	100%	...	...	...	...	...	...
Other property offenses	0	100%	...	...	...	...	...	...
Drug offenses	74	100%	84.5	...	...	...	...	15.5
Trafficking	61	100%	82.8	...	...	...	...	17.2
Possession/other drug offenses	13	100%	92.3	...	...	...	...	7.7
Public-order offenses	57	100%	85.5	1.8	1.8	1.8	...	9.1
Regulatory	2	100%	^	...	^	...	...	...
Agriculture	0	100%	...	...	...	...	...	...
Antitrust	0	100%	...	...	...	...	...	...
Food/drug	0	100%	...	...	...	...	...	...
Transportation	1	100%	^	...	...	...	...	...
Civil rights	0	100%	...	...	...	...	...	...
Communications	0	100%	...	...	...	...	...	...
Customs laws	0	100%	...	...	...	...	...	...
Postal laws	1	100%	...	...	^	...	...	...
Other regulatory offenses	0	100%	...	...	...	...	...	...
Other	55	100%	86.8	1.9	...	1.9	...	9.4
Tax-law violations	0	100%	...	...	...	...	...	...
Bribery	1	100%	^	...	...	...	...	...
Perjury/contempt/intimidation	0	100%	...	...	...	...	...	...
National defense	2	100%	^	...	...	...	...	^
Escape	1	100%	^	...	...	...	...	...
Racketeering/extortion	10	100%	^	^	...	...	...	^
Gambling	0	100%	...	...	...	...	...	...
Other sex offenses <sup>c</sup>	41	100%	90.2	...	...	2.4	...	7.3
Wildlife	0	100%	...	...	...	...	...	...
Environmental	0	100%	...	...	...	...	...	...

*Continued on next page*

**TABLE 7.7 (continued)****Outcomes of offenders terminating parole, by offense, FY 2016**

Most serious offense	Number of parole terminations	Total	Percent of parolees terminating with—					Administrative case closures
			Technical violations <sup>a</sup>			New crime <sup>b</sup>		
			No violation	Drug use	Fugitive status		Other	
All other felonies	0	100%	...	...	...	...	...	
Weapons offenses	32	100%	56.0	8.0	...	8.0	20.0	
Immigration offenses	0	100%	...	...	...	...	...	
<b>Misdemeanors</b>	1	100%	^	...	...	...	...	
Fraudulent property offenses	0	100%	...	...	...	...	...	
Larceny	0	100%	...	...	...	...	...	
Drug possession	0	100%	...	...	...	...	...	
Immigration misdemeanors	0	100%	...	...	...	...	...	
Traffic	0	100%	...	...	...	...	...	
Other misdemeanors	1	100%	^	...	...	...	...	

Note: Murder includes non-negligent manslaughter; sexual abuse includes only violent sex offenses; fraud excludes tax fraud; larceny excludes transportation of stolen property; other property offenses excludes fraudulent property offenses and includes destruction of property and trespassing; tax-law violations includes tax fraud; other felonies and other misdemeanors include unclassifiable offenses; and drug possession includes other drug misdemeanors. Details may not sum to totals due to rounding.

...Not available. No cases of this type occurred.

^Too few cases to provide a reliable estimate.

<sup>a</sup>Supervision terminated with incarceration or removal to inactive status for violation of supervision conditions other than charges for new offenses.

<sup>b</sup>Supervision terminated with incarceration or removal to inactive status after arrest for a new major or minor offense.

<sup>c</sup>Excludes sexual abuse. See *Terms and definitions*.

Source: Bureau of Justice Statistics, based on data from the Administrative Office of the U.S. Courts, Probation and Pretrial Services Automated Case Tracking System, fiscal year 2016.

**TABLE 7.8****Outcomes of offenders terminating parole, by offender demographic characteristics, FY 2016**

Offender characteristic	Number of parole terminations	Percent terminating parole with—						Administrative case closures
		Total	No violation	Technical violations <sup>a</sup>			New crime <sup>b</sup>	
				Drug use	Fugitive status	Other		
<b>All offenders<sup>c</sup></b>	439	100%	73.8%	2.0%	1.7%	3.2%	4.2%	15.2%
<b>Sex</b>								
Male	429	100%	73.3%	2.0%	1.7%	3.2%	4.2%	15.5%
Female	10	100%	^	...	...	...	...	...
<b>Race</b>								
White	190	100%	78.8%	1.7%	1.1%	3.4%	0.6%	14.5%
Black/African American	217	100%	70.4	2.0	1.5	3.0	7.0	16.1
American Indian/Alaska Native	8	100%	...	^	^	^	^	^
Asian/Native Hawaiian/Other Pacific Islander	5	100%	^	...	...	...	...	...
Two or more races	1	100%	^	...	...	...	...	...
<b>Ethnicity</b>								
Hispanic	41	100%	82.1%	2.6%	...	...	2.6%	12.8%
Non-Hispanic	384	100%	72.5	2.0	2.0%	3.7%	4.2	15.7
<b>Age</b>								
17 or younger	0	100%	...	...	...	...	...	...
18-19	0	100%	...	...	...	...	...	...
20-24	19	100%	94.7%	...	...	...	...	5.3%
25-29	37	100%	97.1	...	...	...	...	2.9
30-34	44	100%	95.1	...	...	...	...	4.9
35-39	27	100%	87.5	...	...	...	...	12.5
40-44	30	100%	92.9	...	...	...	...	7.1
45-49	35	100%	86.2	3.4%	3.4%	...	...	6.9
50-54	29	100%	80.8	...	...	...	3.8%	15.4
55-59	48	100%	88.9	...	...	...	...	11.1
60-64	38	100%	70.6	...	...	...	2.9	26.5
65 or older	67	100%	76.2	...	...	...	...	23.8

Note: Details may not sum to totals due to rounding. Data were missing for the following: race (18), ethnicity (14), and age (65).

...Not available. No cases of this type occurred.

^Too few cases to provide a reliable estimate.

<sup>a</sup>Violation of supervision conditions other than charges for new offenses.

<sup>b</sup>Supervision terminated with incarceration or removal to inactive status after arrest for a new major or minor offense.

<sup>c</sup>Total includes offenders whose characteristics could not be determined.

Source: Bureau of Justice Statistics, based on data from the Administrative Office of the U.S. Courts, Probation and Pretrial Services Automated Case Tracking System, fiscal year 2016.

# Federal imprisonment

**TABLE 8.1**  
Admissions and releases of federal prisoners, by offense, FY 2016

Most serious offense	Population at start of year	Prisoners admitted to district court			First release			Population at end of year	Net population change
		1 year or less	More than 1 year	All other <sup>a</sup>	1 year or less	More than 1 year	All other <sup>a</sup>		
<b>All prisoners</b>	190,285	10,541	41,075	10,713	12,247	54,457	11,452	174,458	-15,827
<b>Violent offenses</b>	10,955	89	1,460	1,092	112	1,657	1,140	10,687	-268
Murder/manslaughter	1,357	3	102	97	3	85	102	1,369	12
Assault	1,219	65	408	327	86	388	313	1,232	13
Robbery	6,381	13	721	491	16	966	571	6,053	-328
Sexual abuse	1,159	7	170	160	6	160	130	1,200	41
Kidnapping	800	1	49	12	0	48	12	802	2
Threats against the President	39	0	10	5	1	10	12	31	-8
<b>Property offenses</b>	12,045	835	3,814	1,255	1,008	4,474	1,423	11,044	-1,001
Fraudulent	10,278	666	3,283	900	805	3,864	1,025	9,433	-845
Embezzlement	132	23	54	16	21	67	13	124	-8
Fraud	9,639	602	3,081	673	734	3,593	786	8,882	-757
Forgery	65	6	31	37	8	23	30	78	13
Counterfeiting	442	35	117	174	42	181	196	349	-93
Other	1,767	169	531	355	203	610	398	1,611	-156
Burglary	163	4	35	54	7	38	60	151	-12
Larceny	781	138	306	180	159	327	206	713	-68
Motor-vehicle theft	79	10	16	21	10	21	30	65	-14
Arson/explosives	165	0	22	20	1	35	17	154	-11
Transportation of stolen property	92	7	32	7	12	37	7	82	-10
Other property offenses	487	10	120	73	14	152	78	446	-41
<b>Drug offenses</b>	94,163	1,710	16,136	4,282	2,011	26,516	4,551	83,213	-10,950
Trafficking	93,626	507	16,129	4,237	606	26,504	4,504	82,885	-10,741
Possession/other drug offenses	537	1,203	7	45	1,405	12	47	328	-209
<b>Public-order offenses</b>	23,081	477	5,689	1,130	584	4,559	1,158	24,076	995
Regulatory	3,066	144	1,074	182	169	1,050	190	3,057	-9
Other	20,015	333	4,615	948	415	3,509	968	21,019	1,004
Tax-law violations	491	68	164	13	80	219	22	415	-76
Bribery	74	12	33	6	10	34	4	77	3
Perjury/contempt/intimidation	81	10	31	13	17	37	11	70	-11
National defense	213	3	40	7	1	34	5	223	10
Escape	50	60	323	128	63	110	128	260	210
Racketeering/extortion	6,486	49	1,281	188	62	1,267	204	6,471	-15
Gambling	0	0	0	0	0	0	0	0	0
Liquor	1	0	1	0	0	0	0	2	1
Other sex offenses <sup>b</sup>	11,870	17	2,404	279	27	1,452	275	12,816	946
Traffic	63	65	4	27	98	4	40	17	-46
Wildlife	7	3	2	2	7	2	2	3	-4
Environmental	8	6	7	1	8	2	1	11	3
All other offenses	671	40	325	284	42	348	276	654	-17
<b>Weapons offenses</b>	30,696	173	5,773	2,135	170	7,241	2,277	29,089	-1,607
<b>Immigration offenses</b>	18,311	7,168	7,986	743	8,244	9,730	805	15,429	-2,882

Note: An offense category could not be determined for 382 prisoners admitted in fiscal year 2016, 496 prisoners released in fiscal year 2016, 1,034 prisoners at the start of fiscal year 2016, and 920 prisoners at the end of fiscal year 2016. Murder includes non-negligent manslaughter; sexual abuse includes only violent sex offenses; fraud excludes tax fraud; larceny excludes transportation of stolen property; other property offenses excludes fraudulent property offenses and includes destruction of property and trespassing; tax-law violations includes tax fraud; and all other offenses includes unclassifiable offenses.

<sup>a</sup>Includes individuals who had a missing sentence or an admission code of other than U.S. district court commitment.

<sup>b</sup>Excludes sexual abuse. See *Terms and definitions*.

Source: Bureau of Justice Statistics, based on data from the Federal Bureau of Prisons, SENTRY database, fiscal year 2016.



**TABLE 8.2**  
**Demographic characteristics of offenders in the federal prison population, FY 2016**

Offender characteristic	Number	Percent
All prisoners	174,458	100%
<b>Sex</b>		
Male	162,554	93.2%
Female	11,904	6.8
<b>Race</b>		
White	104,541	59.9%
Black/African American	63,882	36.6
American Indian/Alaska Native	3,583	2.1
Asian/Native Hawaiian/Other Pacific Islander	2,452	1.4
<b>Ethnicity</b>		
Hispanic	58,613	33.6%
Non-Hispanic	115,845	66.4
<b>Age</b>		
17 or younger	2	<0.1%
18-19	247	0.1
20-24	6,807	3.9
25-29	19,538	11.2
30-34	29,025	16.6
35-39	33,588	19.3
40-44	28,250	16.2
45-49	21,216	12.2
50-54	15,064	8.6
55-59	9,894	5.7
60-64	5,635	3.2
65 or older	5,192	3.0
<b>Citizenship</b>		
U.S. citizen	137,127	78.6%
Non-U.S. citizen	37,313	21.4

Note: Federal offender populations are shown as of September 30, 2016. Includes only the prison populations for whom characteristics are known. Details may not sum to totals due to rounding. Citizenship was missing for 18 offenders.

Source: Bureau of Justice Statistics, based on data from the Federal Bureau of Prisons, SENTRY database, fiscal year 2016.

**TABLE 8.3****Average time to first release and percent of sentence served for federal prisoners released by standard methods, FY 2016**

Most serious original offense of conviction	Number of prisoners released <sup>a</sup>	Mean time served	Median time served	Percent of sentence served
<b>All prisoners<sup>b</sup></b>	60,433	49.6 mos.	32.2 mos.	88.3%
<b>Violent offenses</b>	1,722	77.2 mos.	54.8 mos.	89.0%
Murder	85	95.8	54.9	88.6
Assault	470	33.8	25.2	89.6
Robbery	949	93.4	72.3	88.9
Sexual abuse	163	84.1	63.5	88.0
Kidnapping	45	136.6	104.6	88.3
Threats against the President	10	^	^	^
<b>Property offenses</b>	4,886	27.2 mos.	20.9 mos.	87.6%
Fraudulent	4,115	27.2	20.9	87.5
Embezzlement	83	18.2	15.7	87.3
Fraud	3,794	27.6	20.9	87.5
Forgery	27	29.5	20.9	89.6
Counterfeiting	211	24.4	18.3	88.1
Other	771	26.7	18.3	88.2
Burglary	43	32.1	21.7	89.1
Larceny	455	18.0	13.0	87.9
Motor-vehicle theft	28	28.7	18.7	89.0
Arson/explosives	34	58.4	52.3	88.4
Transportation of stolen property	47	28.9	23.5	87.4
Other property offenses	164	42.0	32.3	88.8
<b>Drug offenses</b>	23,794	72.4 mos.	54.9 mos.	88.0%
Trafficking	22,377	76.6	58.6	88.0
Possession/other drug offenses	1,417	6.6	5.9	89.6
<b>Public-order offenses</b>	4,673	45.0 mos.	31.4 mos.	87.7%
Regulatory	1,066	29.2	20.9	88.0
Other	3,607	49.7	37.0	87.6
Tax-law violations	285	19.8	15.7	86.9
Bribery	42	18.0	15.7	87.3
Perjury	52	17.4	13.1	87.6
National defense	33	86.8	53.8	87.6
Escape	172	18.1	12.8	89.9
Racketeering/extortion	1,205	60.6	44.4	87.6
Gambling	0	...	...	...
Liquor offenses	0	...	...	...
Other sex offenses <sup>c</sup>	1,313	64.0	57.4	87.5
Traffic	102	2.6	0.4	^
Wildlife	9	^	^	^
Environmental	10	^	^	^
All other offenses	384	21.4	18.3	88.3
<b>Weapons offenses</b>	7,065	66.4 mos.	54.1 mos.	90.1%
<b>Immigration offenses</b>	17,917	17.9 mos.	12.0 mos.	88.0%

Note: Murder includes non-negligent manslaughter; sexual abuse includes only violent sex offenses; fraud excludes tax fraud; larceny excludes transportation of stolen property; other property offenses excludes fraudulent property offenses and includes destruction of property and trespassing; tax-law violations includes tax fraud; and all other offenses includes unclassifiable offenses. Total includes 376 prisoners whose offense was unclassifiable or was not a violation of U.S. Code. Standard release methods include expiration of sentence full-term, expiration of sentence with good time, full-term release, good-conduct time release, mandatory release, mandatory parole, and parole.

...Not available. No cases of this type occurred.

^Too few cases to provide a reliable estimate.

<sup>a</sup>Excludes 6,271 prisoners who left federal prison by extraordinary means, such as death, sentence commutation, and treaty transfer.

<sup>b</sup>Includes only those cases where the sentence length is more than one year.

<sup>c</sup>Excludes sexual abuse. See *Terms and definitions*.

Source: Bureau of Justice Statistics, based on data from the Federal Bureau of Prisons, SENTRY database, fiscal year 2016.

**TABLE 8.4****Demographic characteristics of offenders first released from prison, by offense, FY 2016**

Offender characteristic	Total number of released offenders	All offenses	Percent of released offenders convicted of—							
			Violent offenses	Property offenses		Drug offenses	Public-order offenses		Weapons offenses	Immigration offenses
				Fraudulent	Other		Regulatory	Other		
<b>Number of releases</b>	66,704	66,704	1,769	4,669	813	28,527	1,219	3,924	7,411	17,974
<b>Sex</b>										
Male	60,591	90.9%	92.5%	74.8%	78.6%	89.2%	76.0%	91.4%	97.6%	96.3%
Female	6,083	9.1	7.5	25.2	21.4	10.8	24.0	8.6	2.4	3.7
<b>Race</b>										
White	48,139	72.2%	42.1%	62.9%	61.6%	66.4%	72.0%	75.0%	44.8%	98.0%
Black/African American	16,507	24.8	29.8	32.4	28.9	31.3	21.2	19.9	52.6	1.6
American Indian/Alaska Native	1,025	1.5	27.3	0.3	6.3	0.8	1.1	2.4	1.4	0.2
Asian/Native Hawaiian/Other Pacific Islander	1,003	1.5	0.8	4.4	3.2	1.6	5.7	2.7	1.1	0.2
<b>Ethnicity</b>										
Hispanic	34,295	51.4%	10.5%	22.1%	15.1%	46.1%	21.2%	17.9%	19.5%	96.4%
Non-Hispanic	32,379	48.6	89.5	77.9	84.9	53.9	78.8	82.1	80.5	3.6
<b>Age</b>										
17 or younger	6	<0.1%	0.1%	...	0.2%	...	...	<0.1%	...	<0.1%
18-19	315	0.5	0.3	0.1%	0.2	0.6%	0.2%	0.1	<0.1%	0.7
20-24	3,969	6.0	7.1	3.5	6.9	5.9	2.9	3.8	5.0	7.6
25-29	8,557	12.8	14.6	10.5	11.2	11.7	7.2	10.5	16.6	14.6
30-34	11,813	17.7	14.2	13.5	13.9	16.9	9.9	13.0	22.5	20.4
35-39	12,364	18.5	13.7	15.3	14.1	19.7	13.3	12.9	19.3	19.5
40-44	10,128	15.2	12.5	14.1	10.3	16.0	16.0	12.4	13.6	15.9
45-49	7,462	11.2	11.6	12.5	13.0	11.6	15.5	12.3	9.0	10.6
50-54	5,227	7.8	10.4	10.8	10.8	8.1	10.7	11.0	6.0	6.1
55-59	3,344	5.0	7.3	8.0	7.9	4.8	10.2	8.7	4.3	3.1
60-64	1,827	2.7	4.8	5.2	5.0	2.7	6.7	6.5	2.0	1.0
65 or older	1,662	2.5	3.5	6.5	6.3	2.1	7.5	8.9	1.4	0.5
<b>Citizenship</b>										
U.S. citizen	38,831	58.3%	94.7%	80.0%	93.1%	69.9%	84.5%	90.5%	93.3%	5.5%
Non-U.S. citizen	27,803	41.7	5.3	20.0	6.9	30.1	15.5	9.5	6.7	94.5

Note: Total includes prisoners whose offense category could not be determined. Percentages are based only on the prison populations for whom characteristics were known. Details may not sum to totals due to rounding. Data were missing for the following: offense (398), sex (30), race (30), ethnicity (30), age (30), and citizenship (70).

...Not available. No cases of this type occurred.

Source: Bureau of Justice Statistics, based on data from the Federal Bureau of Prisons, SENTRY database, fiscal year 2016.

# Methodology

## Data sources

Statistics in this report are from the Federal Justice Statistics Program (FJSP), collected by the Bureau of Justice Statistics (BJS). The FJSP is constructed from source files provided by the U.S. Marshals Service (USMS), the Drug Enforcement Administration (DEA), the Executive Office for U.S. Attorneys (EOUSA), the Administrative Office of the U.S. Courts (AOUSC), the U.S. Sentencing Commission (USSC), and the Federal Bureau of Prisons (BOP). The AOUSC provides data describing defendants in cases processed by the federal judiciary and defendants processed by the federal pre-trial services agencies and the federal probation and supervision service. Federal law prohibits the use of these files for any purpose other than research or statistics. The table in *Additional information about the data* describes the source agency data files.

## Reporting period

Wherever possible, matters or cases have been selected according to the event that occurred during fiscal year (FY) 2016 (October 1, 2015 through September 30, 2016). Files, which are organized by their source agencies according to fiscal year, nonetheless include some pertinent records in earlier years' files. Tabulations of suspects in matters concluded during FY 2016 have been assembled from source files containing records of 2016 matters concluded, which were entered into the data system during FY 2015 or FY 2016.

The availability of particular items of information varies by data source. Data on prosecutors' decisions prior to court filing are provided for cases investigated by U.S. attorneys but not for cases handled by other litigating divisions of the U.S. Department of Justice (DOJ). Cases handled by DOJ litigating divisions enter the database once they are filed in U.S. district court.

## Table construction

Generally, the tables include both individual and organizational defendants. Organizational defendants are not included in tables describing defendants sentenced to incarceration. Juvenile offenders who are charged as adults are included in the reported statistics.

## Unit of analysis

In federal law enforcement and prosecution (section 1) and federal pre-trial, adjudication, sentencing, and appeals (section 2), the unit of analysis is a combination of a person (or corporation) and a matter or case. If the same person is involved in three different criminal cases during the period specified in the table, then the person is counted three times in the tabulation. A single criminal case involving a corporate defendant and four individual defendants is counted five times in the tabulation. In federal corrections and supervision (section 3), the unit of analysis is a person entering custody or supervision, a person leaving custody or supervision, or a person in custody or supervision at year-end. A person who terminated probation twice in the indicated period is counted as two terminations of probation. For instance, probation might be terminated because of a violation, reinstated, and then terminated again for another violation.

## Interpretation

The tables are constructed to permit the user to make valid comparisons of numbers within each table and to compare percentage rates across tables. The total numbers of subjects in the tables that are based on records linked between two files are generally less than the total number of records in either source file. Comparisons of absolute numbers across two or more of these tables and other data sources are not necessarily valid.

## Offense classifications

### Procedure

The offense classification procedure used in this publication is based on the system followed by the AOUSC. Specific offenses are combined to form the BJS categories shown in this report.

Offense categories for federal arrestees are based on the Federal Bureau of Investigation's National Crime Information Center offense classifications, which are converted into the USMS's four-digit offense codes and are aggregated into standard offense categories shown in the tables. These categories are similar but may not be directly comparable to the BJS offense categories used in other tables for 2016. For data from the EOUSA—which include U.S. Code citations but exclude the AOUSC offense classifications—U.S. Code titles and sections are translated into the AOUSC classification system then aggregated into the offense categories used in the tables.

## Distinction between felonies and misdemeanors

Distinctions between felony and misdemeanor offenses are provided where possible. Felony offenses have a maximum penalty of more than one year in prison. Misdemeanor offenses have a maximum penalty of up to one year. Felonies and misdemeanors are further classified by the maximum term of imprisonment authorized. In 18 U.S.C. § 3559, offenses are classified according to the following schedule:

### Felonies

- **Class A felony**—life imprisonment or penalty of death
- **Class B felony**—25 years or more
- **Class C felony**—less than 25 years but more than 10 years
- **Class D felony**—less than 10 years but more than 5 years
- **Class E felony**—less than 5 years but more than one year.

### Misdemeanors

- **Class A misdemeanor**—one year or less but more than 6 months
- **Class B misdemeanor**—6 months or less but more than 30 days
- **Class C misdemeanor**—30 days or less but more than 5 days
- **Infraction**—5 days or less, or no imprisonment is authorized.

Felony and misdemeanor distinctions are provided when the data are available. Arrest and prosecution tables do not distinguish between felonies and misdemeanors because many suspects' offenses cannot be classified at the arrest and investigation stages in the criminal justice process. This distinction is not made for pre-trial release or detention because the Pretrial Services Agency no longer gathers this information. Adjudication, sentencing, and supervision tables distinguish between felony and misdemeanor offenses.

### Determining the most serious offense

Where more than one offense is charged or adjudicated, the most serious offense (i.e., the one that could or did result in the most severe sentence) is used to classify offenses. The offense description may change during the criminal justice process. Tables indicate whether investigated, charged, or adjudicated offenses are used.

In the prosecution tables, the most serious offense is based on the criminal lead charge determined by the assistant U.S. attorney responsible for the criminal proceeding. In pre-trial tables, the major charged offense is based on the AOUSC's offense-severity classification system, as determined by the pre-trial officer responsible for the case. To select this offense, the officer ranks offenses according to severity based on maximum imprisonment, type of crime, and maximum fines. In adjudication tables, the most serious offense charged is the one with the most severe potential sentence. For sentencing tables, conviction offenses are based on statutory maximum penalties. In appeals tables, the offenses are classified by the offense of conviction. In the supervision tables, the most serious offense of conviction is either the one with the longest sentence imposed or, if equal sentences were imposed or there was no imprisonment, the offense carrying the highest severity code as determined by the AOUSC's offense-severity code ranking.

### Offense categories

For offense categories in all text tables, the following conditions apply:

- **Murder** includes non-negligent manslaughter.
- **Sexual abuse** includes only violent sex offenses.
- **Fraud** excludes tax fraud.
- **Larceny** excludes transportation of stolen property.
- **Other property felonies** excludes fraudulent property offenses and includes destruction of property and trespass.
- **Tax-law violations** includes tax fraud.
- **Other sex offenses** denotes non-violent sex offenses or the mail or transport of obscene material.
- **Wildlife offenses** was amended in 2002 to include offenses previously included in the "Migratory birds" category.
- **Environmental offenses** was amended in 2002 to include some offenses previously included in the "Agriculture" and "Other Regulatory" categories.
- **All other offenses** includes felonies with unknown or unclassifiable offense type.
- **Misdemeanors** includes misdemeanors, petty offenses, and unknown offense levels.
- **Drug possession** includes other drug misdemeanors.

## Additional information about the data

The U.S. Marshals Service, the Drug Enforcement Administration, the Executive Office for U.S. Attorneys, the Administrative Office of the U.S. Courts, the U.S. Sentencing Commission, and the Federal Bureau of Prisons each report on cases processed during a given year in an annual statistical report. These reports are often not comparable across agencies due to the varying methods used by the agencies to report case-processing activities. An interagency working group headed by the Bureau of Justice Statistics (BJS) found differences in the case-processing statistics that can be attributed, in part, to the different needs and missions of the agencies:

- The universe of cases reported during a given period differed, as some agencies report on case-processing events that occurred during a particular period, whereas other agencies report on events recorded during a particular period.
- Many of the commonly used case-processing statistics—suspect or defendant processed, offense committed, case disposed, and sentence imposed—are defined differently across agencies.

BJS, through its Federal Justice Statistics Program (FJSP), has recognized the incomparability of these annual statistical reports and has attempted to reconcile many of the differences identified by the working group. By combining databases from several years, BJS is able to report on those cases that actually occurred during the reporting period. Commonly used case-processing statistics are made comparable across

stages by applying uniform definitions to data obtained from each agency. Because definitions in the FJSP are consistent with categories in BJS programs describing state defendants convicted, sentenced, or imprisoned, comparisons can be made between federal and state case-processing statistics.

### Notes to reader

These tables were constructed to permit valid comparisons within each table and to allow the reader to compare percentages (but not raw totals) across tables. It should be understood, however, that the total number of subjects or defendants shown in a particular table may not equal the number of subjects or defendants involved in a particular stage of processing. Some records could not be linked, and some data sources did not include information on particular data elements classified in a particular table. Data notes indicate the exact universe for individual tables.

This report is a statistical presentation of federal criminal justice information with limited analyses of trends or explanatory factors underlying the statistics. Analyses of federal justice statistics may be found in special reports and other publications, some of which are cited in these tables. To assess changing patterns in these tables, the reader may need to examine in detail subcategories not shown in the tabulations or may need some knowledge of legislation or federal agency procedures.

<b>Data source agency</b>	<b>Contents of data files</b>	<b>Federal Justice Statistics, 2016 – Statistical Tables</b>
U.S. Marshals Service—Prisoner Tracking System—Warrant Information Network	Contains data on suspects arrested for violations of federal law by federal enforcement agencies and data about warrants initiated or cleared. Data include characteristics of federal arrestees.	<b>Arrest:</b> Tables 1.1, 1.2, 1.3 Map 1.1 <b>Warrant:</b> Tables 1.5, 1.6
Drug Enforcement Administration (DEA)—Defendant Statistical System	Contains data on suspects arrested by DEA agents, both within and outside the continental U.S. Data include information on characteristics of arrestees, type of drug for which they were arrested, and the type and number of weapons possessed at the time of arrest.	<b>Arrest:</b> Table 1.4
Executive Office for U.S. Attorneys—National Legal Information Office Network System	Contains information on the investigation and prosecution of suspects in criminal matters received and concluded, criminal cases filed and terminated, and criminal appeals filed and handled by U.S. attorneys. The central system files contain defendant-level records about the processing of matters and cases. The central charge files contain the records of the charges filed and disposed in criminal cases. Data are available on matters and cases filed, pending, and terminated	<b>Prosecution:</b> Tables 2.1, 2.2, 2.3 Map 2.1
Administrative Office of the U.S. Courts (AOUSC): Pretrial Services Agency—Probation and Pretrial Services Automated Case Tracking System	Contains data on defendants interviewed, investigated, or supervised by pre-trial services. The information covers defendants' pre-trial hearings, detentions, and releases from the time they are interviewed through the disposition of their cases in U.S. district court. Data describe pre-trial defendants processed by federal pre-trial service agencies within each district. Defendants who received pre-trial services through a local, non-federal agency, such as the District of Columbia, are not included.	<b>Pre-trial release:</b> Tables 3.1, 3.2, 3.3 <b>Adjudication:</b> Table 4.4 (defendant characteristics) Map 3.1 <b>Sentencing:</b> Tables 5.3, 5.4 (defendant characteristics)
AOUSC—Criminal Termination Files	Contains information about the criminal proceedings against defendants whose cases were filed in U.S. district courts. Includes information on felony defendants, Class A misdemeanants—whether handled by U.S. district court judges or U.S. magistrates—and other misdemeanants, provided they were handled by U.S. district court judges. Data files cover criminal proceedings from case filing through disposition and sentencing. Data are available on criminal defendants in cases filed, pending, and terminated.	<b>Adjudication:</b> Tables 4.1, 4.2, 4.3, 4.4 Map 4.1 <b>Sentencing:</b> Tables 5.1, 5.2, 5.3, 5.4 Map 5.1
U.S. Sentencing Commission (USSC)—Monitoring Data Base	Contains information on criminal defendants sentenced pursuant to the provisions of the Sentencing Reform Act of 1984. Data files are limited to defendants whose court records have been obtained by the USSC.	<b>Adjudication:</b> Table 4.4 (defendant characteristics) <b>Sentencing:</b> Tables 5.3, 5.4 (defendant characteristics)
AOUSC: Courts of Appeals	Contains information on criminal appeals filed and terminated in U.S. courts of appeals. Records of appeals filed, pending, or terminated include information on the nature of the criminal appeal, the underlying offense, and the disposition of the appeal.	<b>Appeals:</b> Tables 6.1, 6.2, 6.3
AOUSC—Federal Probation and Supervision Information System	Contains information about supervision provided by probation officers for persons placed on probation or supervised release from prison. The files contain records of individuals entering or currently on supervision and records of offenders terminating supervision.	<b>Supervision:</b> Tables 7.1, 7.2, 7.3, 7.4, 7.5, 7.6, 7.7, 7.8
Federal Bureau of Prisons (BOP)—Extract from BOP's SENTRY System	Data extracts contain information on all offenders released from prison during a specific period of time and information about offenders in prison when data extracts are made. The information covers the time from offenders' admission to prison until their release from the jurisdiction of the BOP.	<b>Corrections:</b> Tables 8.1, 8.2, 8.3, 8.4 Map 7.1

## Terms and definitions

### A

**Acquittal**—a jury verdict that a criminal defendant is not guilty, or the finding of a judge that the evidence is insufficient to support a conviction.

**Administrative case closure**—terminating or closing a community supervision case for administrative reasons, such as an offender’s long-term hospitalization, death, deportation, incarceration in an unrelated case, or at the administrative discretion of the chief probation officer.

**Affirmed**—in the practice of the appellate court, it means that the court of appeals has concluded that the lower court decision is correct and will stand as rendered by the lower court.

**Agriculture violation**—a violation of federal statutes concerning agriculture and conservation. Federal statutes related to agriculture include the Agricultural Acts (7 U.S.C., except sections on food stamps related to fraud); the Insecticide Act; the Packers and Stockyards Act of 1921; laws concerning plant quarantine and inspection; and laws that protect animals used in research. Federal statutes related to conservation include laws concerning soil and water conservation and wildlife conservation.

**Antitrust violation**—a violation related to federal antitrust statutes enacted by Congress that protect trade and commerce from unlawful restraints, price fixing, monopolies, and discrimination in pricing or in furnishing services or facilities.

**Appeal**—a legal proceeding by which a case is brought before a higher court for the review of a judgment or decision of a lower court.

**Appeals, U.S. Court of**—intermediate appellate courts in the U.S. federal court system that review the final decisions of the district courts within their federal judicial circuits, when challenged. U.S. courts of appeal are higher than the U.S. district courts but lower than the U.S. Supreme Court. There are 13 U.S. courts of appeal in the federal system, representing the 12 judicial circuits and the federal circuit.

**Appellant**—the party who requests that a judicial decision or decree be reviewed by a higher court or by another jurisdiction.

**Appellee**—the party against whom an appeal is taken and who seeks to persuade the appeals court to affirm the district court’s decision.

**Arson**—willfully or maliciously setting, or attempting to set, fire to any property within the special maritime and territorial jurisdiction of the U.S. See also, explosives.

**Assault**—the threat, attempt, or intentional infliction of bodily injury. Assault also includes certain violations of the Fair Housing Act of 1968.

**Assault, aggravated**—the threat, attempt, or intentional inflicting of bodily injury by means of a deadly or dangerous weapon, with or without actual infliction of any injury. Also, an attack without a weapon resulting in serious injuries. Serious injury includes broken bones, lost teeth, internal injuries, loss of consciousness, and an injury requiring 2 days or more of hospitalization.

**Assault, simple**—the threat, attempt, or intentional inflicting of minor bodily injury without a weapon. Minor injury includes bruises, black eyes, cuts, scratches, swelling, and an injury requiring less than 2 days of hospitalization.

### B

**Bail**—the temporary release, prior to trial, of a defendant in exchange for security or money promised for the defendant’s due appearance. Also can refer to the amount of bond money posted as a financial condition of pre-trial release.

**Booking**—a procedure following an arrest in which information about the arrest and the suspect are recorded.

**Bribery**—offering or promising anything of value with the intent to influence a person unlawfully, especially a public official in a position of trust. Also includes soliciting or receiving anything of value in consideration of aiding a person to obtain employment with the federal government. Also, receiving or soliciting any remuneration, directly or indirectly, in cash or any kind, in return for purchasing, ordering, leasing, or recommending purchasing any good, service, or facility.

**Burglary**—unlawful entry and attempted unlawful entry of any property, with or without force.



## C

**Career offender**—a defendant who is age 18 or older at the time of the instant offense, if the instant offense of conviction is a felony and if they have at least two prior felony convictions.

**Case**—a judicial proceeding for the determination of a controversy between parties wherein rights are enforced or protected, or wrongs are prevented or redressed, or any proceeding that is judicial in nature. A case is a single charging document filed in a court containing one or more charges against one or more defendants and constituting the unit of action in court activity following the filing. Charges in two or more charging documents are sometimes combined, or the charges or defendants in one charging document are separated, for purposes of adjudication.

**Civil rights violation**—a violation of civil liberties guaranteed to U.S. citizens by the Constitution and by acts of Congress. These include the Thirteenth and Fourteenth amendments to the Constitution and the Civil Rights Acts enacted after the Civil War and in 1957 and 1964.

**Collateral bond**—an agreement made as a condition of pre-trial release that requires the defendant to post property valued at the full bail amount as an assurance of his or her intention to appear at trial.

**Communication violation**—a violation covering areas of communication, such as the Communications Act of 1934 (including wiretapping and wire interception). A communication is considered a deliberate interchange of thoughts or opinions between two or more persons.

**Community confinement**—residence in a community treatment center, halfway house, restitution center, mental-health facility, alcohol or drug rehabilitation center, or other community facility; and participation in gainful employment, employment search efforts, community service, vocational training, treatment, educational programs, or similar facility-approved programs during non-residential hours. Community confinement may be imposed as a condition of probation or supervised release. Under the federal sentencing guidelines, community confinement may be a substitute for imprisonment on a day-to-day basis for defendants with a guideline maximum of less than 16 months of imprisonment.

**Commutation of sentence**—a change of legal penalty or punishment to a lesser one, such as having a federal

criminal sentence reduced by the executive clemency of the President of the U.S.

**Complaint**—a written statement in which the plaintiff details the claims against the defendant; or a formal document submitted to the court by a prosecutor, law enforcement officer, or other person, alleging that a specified person or persons has committed a specified offense or offenses and requesting prosecution.

**Concurrent sentence**—a sentence, such as a prison term, to be served at the same time as another sentence rather than one after the other. One 3-year sentence and one 5-year sentence, if served concurrently, result in a maximum sentence of 5 years. See also, consecutive sentence.

**Conditional release**—the release of a prisoner who has not served his or her full sentence and whose freedom is contingent on obeying any combination of restrictions deemed necessary to guarantee the defendant's appearance at trial or safeguard the community.

**Consecutive sentence**—a sentence for two or more offenses that follow one after the other. Two 3-year sentences and one 5-year sentence, if served consecutively, result in a maximum sentence of 11 years. See also, concurrent sentence.

**Conspiracy**—an agreement by two or more persons to commit or to affect the commission of an unlawful act, or to use unlawful means to accomplish an act that is not in itself unlawful; also, any overt act in furtherance of the agreement. A person charged with conspiracy is classified under the alleged substantive offense.

**Continuing criminal enterprise**—a felony committed as part of a continuing series of violations, which is undertaken by a person, in collaboration with five or more other persons. The person occupies a position of organizer, supervisor, or any other position of management and obtains substantial income or resources from this position.

**Conviction**—a judgment of guilt against a criminal defendant. A conviction includes pleas of guilty and nolo contendere and excludes final judgments expunged by pardon, reversed, set aside, or otherwise rendered invalid.

**Corporate defendant**—a business against whom a lawsuit is filed. The defendant in a case is not an individual person but an entity, a collection of persons,

or a business or corporation. Despite not being persons, corporations are recognized by the law to have rights and responsibilities like natural persons.

**Corporate surety**—a person, persons, or entity who has entered into a bond (or an agreement) to give surety for another. As a condition of pre-trial release, the defendant enters into an agreement that requires a third party, such as a bail bondsman, to promise the payment of the full bail amount in the event that the defendant fails to appear in court. See also, surety bond.

**Counterfeiting**—falsely making, forging, or altering obligations with a view to deceive or defraud, by passing the copy or thing forged as original or genuine. Counterfeiting applies to any obligation or security of the U.S., foreign obligation or security, coin or bar stamped at any mint in the U.S., money order issued by the U.S. Postal Service, domestic or foreign stamp, or seal of any department or agency of the U.S. Includes passing, selling, attempting to pass or sell, or bringing into the U.S. any of the above falsely made articles. Also, making, selling, or possessing any plates or stones (or any instrument) used for printing counterfeit obligations or securities of the U.S., foreign obligations or securities, governmental transportation requests, or postal stamps; or knowingly and intentionally trafficking in falsified labels affixed to phone records, motion pictures, or audio visual works.

**Courts**—governmental entity authorized to resolve legal issues. Judicial power is vested pursuant to Article III of the Constitution in the following federal courts: the U.S. Supreme Court, the U.S. Court of Appeals for the District of Columbia, and the U.S. District Court for the District of Columbia. See also, Appeals, U.S. Court of, and District court, U.S.

**Criminal career**—the longitudinal sequence of crimes committed by an offender.

**Criminal-history category**—a quantification of the defendant's prior criminal record and the defendant's propensity to recidivate under the federal sentencing guidelines. Guideline criminal-history categories range from Category I (primarily first-time offenders) to Category VI (career offenders).

**Customs-law violation**—a violation regarding taxes, which are payable on goods and merchandise imported or exported. Includes the duties, toll, tribute, or tariff payable on merchandise exported or imported.

## D

**Dangerous weapon**—an instrument capable, under certain circumstances, of causing serious injury or death.

**Deadly weapon**—an instrument specifically designed to cause serious injury or death.

**Declination**—a prosecutor's decision not to file a case in a matter received for investigation. Excluded are immediate declinations where a prosecutor spent less than one hour on the case.

**Defendant**—the party against whom a lawsuit is filed.

**Departure**—a sentence imposed that is outside the applicable guideline sentencing range. A court may depart when it finds an aggravating or mitigating circumstance not adequately taken into consideration by the U.S. Sentencing Commission (USSC) in formulating the guidelines that should result in a sentence different from that described. See also, substantial assistance.

**Deportation or treaty transfer**—the act of expelling a foreigner from a country, usually to the country of origin, due to the commission of a crime or prior criminal record.

**Deposit bond**—an agreement made by a defendant as a condition of pre-trial release that requires the defendant to post a fraction of the bail before they are released to the community.

**Detainer**—a notification sent by a prosecutor, judge, or other official, such as a law enforcement officer, advising a prison official that a prisoner is wanted to answer for criminal charges. The notification requests the prisoner's continued detention or notification of the prisoner's impending release.

**Detention**—the legally authorized confinement of a person subject to criminal or juvenile court proceedings until the point of commitment to a correctional facility or until release. Only persons held for 2 days or more are classified as detained.

**Dismissal**—the decision by a court to terminate adjudication of all outstanding charges in a criminal case or all outstanding charges against a given defendant in a criminal case, thus terminating the court action in the case and permanently or

provisionally terminating court jurisdiction over the defendant in relation to those charges. Includes nolle prosequi and deferred prosecution.

**Disposition**—the action by a criminal or juvenile justice agency signifying that a portion of the justice process is complete and jurisdiction is terminated or transferred to another agency; or signifying that a decision has been reached on one aspect of a case and that a different aspect will come under consideration, requiring a different kind of decision.

**District court, U.S.**—trial courts with general federal jurisdiction over cases involving federal laws or offenses and actions between citizens of different states.

**District of Columbia**—the jurisdiction of the U.S. District Court for the District of Columbia. This jurisdiction includes federal offenses prosecuted in U.S. district courts and, except for tables based on data from the Federal Bureau of Prisons (BOP), excludes violations of the District of Columbia Code and cases prosecuted in the District of Columbia Superior Court.

**Drug distribution**—delivery (other than by administering or dispensing) of a controlled substance. The term “controlled substance” means any drug or other substance, or immediate precursor, included in schedule I, II, III, IV, or V of part B of subchapter I of Chapter 13 (Drug Abuse, Prevention, and Control), Title 21 (Food and Drugs) of the U.S. Code. The term excludes distilled spirits, wine, malt beverages, and tobacco, as those terms are defined or used in subtitle E of the Internal Revenue Code of 1986.

**Drug offense**—a violation under federal or state laws prohibiting the manufacture, import, export, distribution, or dispensing of a controlled or counterfeit substance, or the possession of a controlled or counterfeit substance with the intent to manufacture, import, export, distribute, or dispense the substance. Drug offenses include using any communication facilities that cause or facilitate a felony under Title 21 of the U.S. Code, or furnishing fraudulent or false information concerning prescriptions and any other unspecified drug-related offense. See also, drug distribution, possession, and drug trafficking.

**Drug trafficking**—knowingly and intentionally importing or exporting any controlled substance in schedule I, II, III, IV, or V (as defined by 21 U.S.C. § 812). Drug trafficking includes manufacturing,

distributing, dispensing, selling, or possessing with the intent to manufacture, distribute, or sell a controlled substance or a counterfeit substance. Trafficking also includes exporting any controlled substance in schedules I through V, and the manufacture or distribution of a controlled substance in schedule I or II, for the purposes of unlawful importation. Also includes the making or distributing of any punch, die, plate, stone, or any other instrument designed to reproduce the label on any drug or container, or removing or obliterating the label or symbol of any drug or container. Knowingly opening, maintaining, or managing any place for manufacturing, distributing, or using any controlled substance is also considered drug trafficking.

**Dual and Successive Prosecution Policy (Petite Policy)**—prosecutorial guidelines used to determine whether to bring federal prosecution, based substantially on a defendant’s repetition of the same act or transactions involved in a prior state or federal proceeding for a defendant.

## E

**Embezzlement**—the fraudulent appropriation of property by a person to whom such property has been lawfully entrusted. Includes offenses committed by bank officers or employees; officers or employees of the U.S. Postal Service; officers of lending, credit, or insurance institutions; and any officer or employee of a corporation or association engaged in commerce as a common carrier. The fraudulent appropriations of property by court officers of the U.S. courts and officers or employees of the U.S. are also included. Stealing from employment and training funds; stealing from programs that receive federal funds and Indian tribal organizations; and selling, conveying, or disposing of any money, property, records, or thing of value to the U.S. or any department thereof without authority are also included in embezzlement.

**Environmental offense**—a violation of federal law enacted to protect the environment, such as the Clean Air Act and the Clean Water Act. Environmental protection laws protect the safety and well-being of communities from excessive and unnecessary emissions of environmental pollutants.

**Escape**—departing or attempting to depart from the custody of a correctional institution; a judicial, correctional, or law enforcement officer; or a

hospital where one is committed for drug abuse or drug dependency treatment. Includes knowingly advising, aiding, assisting, or procuring the escape or attempted escape of any person from a correctional facility, an officer, or the above-mentioned hospital; and concealing an escapee. Also includes providing or attempting to provide to a prisoner a prohibited object; or making, possessing, obtaining, or attempting to make or obtain a prohibited object. Instigating, assisting, attempting to cause, or causing any mutiny or riot at any federal penal, detention, or correctional facility; or conveying into any of these institutions any dangerous instruments are also included.

**Exclusion**—the rule of evidence that disallows evidence secured by illegal means and in bad faith to be introduced in a criminal trial.

**Expiration of sentence**—the completion of a prison sentence by standard means. See also, releases from prison.

**Explosives violation**—a violation of federal law involving the importation, manufacture, distribution, and storage of explosive material. Includes the unlawful receipt, possession, or transportation of explosives without a license, where prohibited by law, or using explosives during the commission of a felony. Also includes violations relating to dealing in stolen explosives, using mail or other forms of communication to threaten an individual with explosives, and possessing explosive materials at an airport. See also, arson.

## F

**Failure to appear**—willful absence from any court appointment.

**Felony**—a serious crime that involves a potential punishment of one year or more in prison or a crime punishable by death. According to 18 U.S.C. § 3559, felonies are classified based on the maximum imprisonment term authorized by the law describing the offense. The five felony classes—A, B, C, D, and E—include life imprisonment or the maximum penalty of death (Class A felony), 25 years or more (Class B felony), less than 25 years but more than 10 years (Class C felony), less than 10 years but more than 5 years (Class D felony), and less than 5 years but more than one year (Class E felony).

**Filing**—the initiation of a criminal case in U.S. district court by formal submission to the court of a charging document alleging that one or more named persons have committed one or more specified offenses.

**Financial condition**—the monetary condition on which the release of a defendant before trial is contingent, including deposit bond, surety bond, and collateral bond. See also the specific definitions for these bond types.

**Fine**—a monetary penalty imposed as punishment for an offense.

**First release**—prisoners released from the BOP for the first time after their commitment by a U.S. district court. Excludes offenders returned to prison after their first release to supervision.

**Food and drug violation**—a violation of the Federal Food, Drug, and Cosmetic Act, including regulations for clean and sanitary movement of animals, adulteration or misbranding of any food or drug, failure to transmit information about prescription drugs, and intent to defraud and distribute adulterated material.

**Forgery**—the creation or alteration of a document, which if validly executed would constitute a legally binding transaction, with the intent to defraud; or the creation of an art object with intent to misrepresent the identity of the creator. Forgery also includes making, possessing, selling, or printing plates or stones for counterfeiting obligations or securities, and detaching, altering, or defacing any official device, mark, or certificate.

**Fraud**—unlawfully depriving a person of his or her property or legal rights through intentional misrepresentation of fact or deceit, other than forgery or counterfeiting.

**Fraudulent property offense**—see property offense, fraudulent.

**Fugitive**—a person convicted or accused of a crime who hides from law enforcement or escapes custody or flees across jurisdictional lines to avoid arrest or punishment.

**Fugitive investigation**—initiated on receipt of a warrant and typically involves persons who have violated their conditions of probation, parole, or bond

release, and escaped prisoners. The U.S. Marshals Service (USMS) has administrative responsibility for all investigations involving federal fugitives.

## G

**Gambling offense**—the unlawful making, receiving, or wagering on a game of chance or uncertain event, or operating, or promoting or permitting the operation of, an unlawful game of chance or wagering establishment. Also, the federal offense of transporting, manufacturing, selling, possessing, or using any gambling device in the District of Columbia or any possession of the U.S. or within Indian country, or the special maritime and territorial jurisdiction of the U.S., as defined in 18 U.S.C. § 7. Federal gambling offenses include transporting gambling devices within the jurisdiction of the U.S., except under the authority of the Federal Trade Commission or under the authority of a state law that provides an exemption from these provisions. Offenses also include transmitting wagering information on interstate or foreign commerce, interstate transporting of wagering paraphernalia, importing or transporting lottery tickets, or mailing lottery tickets or related matter.

**Good-time credit**—time credited based on a prisoner’s good behavior while imprisoned that is applied toward the prisoner’s early release. Under the Sentencing Reform Act of 1984, two classes of prisoners are ineligible to receive good-time credits: (1) misdemeanants serving a term of imprisonment of one year or less; and (2) felons serving life sentences. All other federal prisoners receive a flat allocation of 54 days per year of sentence served; credit for a partial year remaining at the end of the sentence is prorated. The annual allotment does not change based on the length of time a federal prisoner has already spent in prison.

**Guideline sentencing range**—the range of imprisonment length for a prisoner sentenced to a federal institution based on the federal sentencing guideline for the particular level of offense committed and the offender’s criminal history. The federal sentencing guideline incorporates any minimum terms of imprisonment required by statute and the statutory maximum term of imprisonment, where applicable.

**Guilty plea**—a plea in response to formal charges, admitting that the defendant committed the offenses as charged. A guilty plea also includes pleas of *nolo contendere*.

## H

**Hispanic**—an ethnic category based on classification by the reporting agency. Hispanic persons may be of any race.

**Home detention**—a form of confinement and supervision used as a substitute either for imprisonment or as a condition of probation. Except for authorized absences, home detention is a measure in which a person is confined by authorities to the person’s place of residence and restriction is enforced by appropriate means of surveillance by the probation office. Under the federal sentencing guidelines, home detention may be a substitute for imprisonment on a day-to-day basis for defendants with a guideline maximum sentence of less than 16 months of imprisonment.

**Homicide**—see murder.

## I

**Immigration offense**—a violation involving illegal entry into the U.S., illegally re-entering the U.S. after deportation, willfully failing to deport when so ordered, willfully remaining beyond days allowed on conditional permit, or falsely representing oneself to be a U.S. citizen. Immigration offenses include violations relating to provisions for special agricultural workers and provisions relating to limitations on immigrant status, such as employment. Also includes bringing in or harboring any aliens not duly admitted by an immigration officer.

**Incarceration**—any sentence of confinement, including prison, jail, or other residential placements.

**Indeterminate sentence**—a prison sentence with a maximum or minimum term that is not specifically established at the time of sentencing.

**Indictment**—a formal charge, issued by a grand jury, stating that there is enough evidence to justify a trial against a defendant for allegedly committing a crime. Indictment is used primarily for felonies.

**Information**—a formal charge, issued by a governmental attorney, stating that there is enough evidence to justify a trial against a defendant for allegedly committing a misdemeanor. Also includes the document filed to initiate trial proceedings at the second step of a felony case.

**Infraction**—an offense for which the maximum term of imprisonment is 5 days or less, or an offense for which no imprisonment is authorized, according to 18 U.S.C. § 3559.

**Initial appearance or hearing**—a criminal defendant's first appearance before a judge or magistrate.

**Instant offense**—the offense of conviction and all relevant conduct under U.S.S.G. § 1B1.3.

**Intermittent sentence**—a sentence to periods of confinement interrupted by periods of freedom. Under the federal sentencing guidelines, intermittent confinement may be a substitute for imprisonment for defendants with a guideline maximum of less than 16 months of imprisonment. Each 24 hours of intermittent confinement is credited as one day of incarceration.

## J

**Jail credit**—the number of days deducted from an offender's sentence for time spent in custody before a prison sentence was imposed.

**Jurisdictional offenses**—offenses considered to be federal crimes because of the place in which they occurred, such as on an aircraft, or federal land or property. Jurisdictional offenses include certain crimes on Indian reservations, or at sea, that cannot be classified in a more specific substantive category.

**Juvenile**—a person subject to juvenile court proceedings because a statutorily defined event or condition was alleged to have occurred while their age was below the statutorily specified age limit of original jurisdiction of a juvenile court. Court jurisdiction is determined by age at the time of the event, not at the time of judicial proceedings. The age limit defining the legal categories "juvenile" and "adult" varies among states and also, with respect to specified crimes, within states. The generally applicable age limit within a given state is most often the eighteenth birthday. In statutes establishing the jurisdiction of criminal-trial courts over persons younger than the standard age for specified crimes (usually violent crimes, such as murder or armed robbery), the age limit may be lowered to 16 years or younger. These variations in age factor are small enough to permit data aggregated on the basis of the state definition of juvenile to be comparable for many purposes. However, each state should note its age limit in statistics for general distribution.

**Juvenile delinquency**—an act committed by a juvenile for which an adult could be prosecuted in a criminal court but for which a juvenile can be adjudicated in a juvenile court or prosecuted in a court having criminal jurisdiction, if the juvenile court transfers jurisdiction.

## K

**Kidnapping**—unlawfully seizing any person as defined in 18 U.S.C. § 1201 for ransom or reward, except in the case of a minor seized by a parent. Includes receiving, possessing, or disposing of any money or other property delivered as ransom or as a reward in connection with a kidnapping and conspiring to kidnap any person.

## L

**Labor-law violation**—a violation of federal laws governing a broad spectrum of activities relating to labor-management relations, such as the Fair Labor Standards Act of 1938 and the Taft-Hartley Act.

**Larceny**—unlawful taking or attempted taking of property, other than a motor vehicle, from the possession of another person or entity, by stealth, without force or deceit, and with intent to permanently deprive the owner of the property. Excludes taking that requires unlawful entry or force or is accomplished by deception.

**Liquor violation**—a violation of Internal Revenue Service (IRS) laws on liquor and violations of liquor laws not cited under IRS laws. Liquor violations include dispensing or unlawfully possessing intoxicants in Indian country; transporting intoxicating liquors into any state, territory, district, or possession where sale is prohibited; shipping packages containing unmarked and unlabeled intoxicants; and shipping liquor by collect-on-delivery methods. Includes knowingly delivering a liquor shipment to someone other than to whom it has been consigned and violating the Federal Alcohol Administration Act. Includes violations relating to regulation of the manufacture, sale, distribution, transportation, possession, or use of intoxicating liquor. Includes maintaining unlawful drinking places, advertising and soliciting orders for intoxicating liquor, bootlegging, operating a still, furnishing liquor to a minor or intemperate person, using a vehicle for the illegal transportation of liquor, drinking on a train or public

conveyance, and all attempts to commit any of the aforementioned acts. Excludes public drunkenness and driving under the influence (DUI).

## M

**Magistrates (U.S.), federal**—judicial officers appointed by judges of federal district courts who have many but not all of the powers of a judge. Magistrates are designated to hear a wide variety of motions and other pre-trial matters in both criminal and civil cases. With consent of the parties, magistrates may conduct civil or misdemeanor criminal trials. Magistrates may not preside over felony trials or over jury selection in felony cases.

**Mailing or transportation of obscene materials**—a violation of federal law relating to knowingly using the mail for mailing obscene or crime-inciting matter, as defined in 18 U.S.C. § 1461 and 39 U.S.C. § 3001(e). Also includes transporting for sale or distribution, importing, or transporting any obscene matter in interstate or foreign commerce.

**Major offense while on conditional release**—allegation, arrest, or conviction for a crime with a minimum sentence of more than 90 days' imprisonment or more than one year's probation.

**Mandatory release**—the release of a prisoner after confinement for a period equal to the prisoner's full sentence, minus any statutory good time. Federal prisoners exiting prison on mandatory release may still be subject to a period of post-release community supervision.

**Mandatory sentence**—a sentence that includes a minimum term of imprisonment that the sentencing court is statutorily required to impose barring the government's motion of substantial assistance.

**Mandatory sentencing enhancement**—a form of mandatory sentence in which the minimum term of imprisonment is to be imposed consecutive to any other term of imprisonment imposed. Mandatory sentencing enhancements include 18 U.S.C. § 924(c), which provides for a 5-year-to-lifetime enhancement for the use of a firearm during the commission of a crime, and 18 U.S.C. § 844(h), which provides for a 5-year enhancement for the use of firearms or explosives during the commission of a crime. Also

included is 18 U.S.C. § 929, which provides for a 5-year enhancement for the use of armor-piercing ammunition during the commission of a crime.

**Material witness**—a person with significant information about the subject matter of a criminal prosecution necessary to resolve the matter.

**Matter**—a potential case under review by a U.S. attorney and on which more than one hour is spent.

**Matters concluded**—matters in which a U.S. attorney has reached a final decision. Specifically includes matters filed as cases, matters declined after investigation, matters referred for disposition by U.S. magistrates, and matters otherwise terminated without reaching court.

**Migratory-birds offense**—a violation of acts relating to birds that move from one place to another in a season. Includes taking, killing, or possessing migratory birds, or any part, nest, or egg thereof, in violation of federal regulations or the transportation laws of the state, territory, or district from which the bird was taken. Also includes the misuse or non-use of a migratory-bird hunting and conservation stamp.

**Minor offense while on conditional release**—conviction of a crime for which the maximum sentence is incarceration for 90 days or less, probation for one year or less, or a fine of \$500 or less.

**Misdemeanor**—a criminal offense punishable by a jail term not to exceed one year and any offense specifically defined as a misdemeanor by the Administrative Office of the U.S. Courts for the purposes of data collection. According to 18 U.S.C. § 3559, misdemeanors are classified in three letter grades—A, B, and C—based on the maximum terms of imprisonment. Class A denotes an imprisonment term of one year or less but more than 6 months; Class B denotes an imprisonment term of 6 months or less but more than 30 days; and Class C denotes an imprisonment term of 30 days or less but more than 5 days. Misdemeanor includes offenses previously called minor offenses that were reclassified under the Federal Magistrate Act of 1979.

**Mistrial**—a trial that has been terminated and declared invalid by the court because of some circumstance that creates a substantial and uncorrectable prejudice to the conduct of a fair trial, or that makes it impossible to continue the trial in accordance with prescribed procedures. A trial may be terminated before its

normal conclusion because of a procedural error; statements by a witness, judge, or attorney that prejudice a jury; a deadlock by a jury without reaching a verdict after lengthy deliberation (or a hung jury); or the failure to complete a trial within the time set by the court. When a mistrial is declared, the trial must start again with the selection of a new jury.

**Mixed sentence**—a sentence requiring the convicted offender to serve a term of imprisonment, followed by a term of probation.

**Most serious offense**—the offense charged that has the greatest potential sentence, or the offense with the greatest imposed sentence.

**Motor-carrier violation**—a violation of the federal statutes relating to the Motor Carrier Act, which regulates the routes and rates of freight motor carriers and passenger motor carriers in interstate commerce.

**Motor-vehicle theft**—unlawful or attempted taking of a self-propelled road vehicle owned by another person or entity, with the intent to permanently or temporarily deprive the owner of possession. Excludes vehicle parts.

**Murder**—the unlawful killing of a human being with malice aforethought that was either expressed or implied. This offense covers committing or attempting to commit murder (first or second degree) or voluntary manslaughter.

**Murder (criminal willful homicide)**—intentionally causing the death of another person without legal justification, or causing the death of another while committing or attempting to commit another crime. Includes voluntary manslaughter.

**Murder, negligent (involuntary) manslaughter**—causing the death of another person with reckless or gross negligence but without intent to cause death, including by reckless or grossly negligent operation of a motor vehicle.

**Murder, non-negligent (voluntary) manslaughter**—intentionally causing the death of another without legal justification or excuse, or causing the death of another while committing or attempting to commit another crime.

## N

**National defense violation**—a violation of national defense laws under the Military Selective Service Act; the Defense Production Act of 1950; the Subversive Activities Control Act; or the Economic Stabilization Act of 1970, which includes price, rent, and wage violations. Includes violations relating to alien registration and treason, including espionage, sabotage, sedition, and the Smith Act of 1940. Also includes violations relating to energy facilities, curfew and restricted areas, exportation of war materials, trading with an enemy, and illegal use of uniform.

**New law**—federal defendants convicted and sentenced pursuant to the Sentencing Reform Act of 1984. See also, old law.

**Nolle prosequi**—Latin for “we shall no longer prosecute.” The termination of adjudication of a criminal charge by the prosecutor’s decision not to pursue the case, which requires court approval in some jurisdictions.

**Nolo contendere**—Latin for “I do not wish to contend.” The statement is a defendant’s plea in a criminal case, indicating that they will not contest the charges, but not admit or deny guilt. A plea of nolo contendere has the same effect as a plea of guilty, as far as the criminal sentence is concerned, but may not be considered an admission of guilt for any other purpose. Nolo contendere is also referred to as a plea of “no contest.”

**Non-U.S. citizen**—a person who is without U.S. citizenship, including legal aliens—resident aliens, tourists, and refugees or asylees—and illegal aliens.

**Non-jury trial**—a trial in which the judge alone decides factual and legal questions and makes the final judgment.

**Not convicted**—an acquittal or a setting free by bench or jury trial, mistrial, or dismissal, including nolle prosequi and deferred prosecution.

**Not guilty**—a defendant’s formal answer in court to the charge or charges contained in a complaint, information, or indictment, claiming that they did not commit the offense or offenses listed. If the defendant refuses to plea, the court will enter a plea of not guilty. A verdict of “not guilty” in a criminal trial means that a defendant was acquitted of the charges.



## O

**Offense**—a violation of U.S. criminal law. Where more than one offense is charged, the offense with the greatest potential penalty is reported.

**Offense level**—a quantification of the relative seriousness of the offense of conviction and any offense-specific aggravating or mitigating factors. Guideline offense levels range from level 1 (the least serious offense) to level 43 (the most serious offense).

**Old law**—defendants convicted and sentenced pursuant to laws applicable before the Sentencing Reform Act of 1984. See also, new law.

## P

**Parole**—a period of supervision after a prisoner is released from custody and before the end of the federal sentence imposed. The U.S. Parole Commission is empowered to grant, modify, or revoke the parole of all federal offenders. Pursuant to the Sentencing Reform Act of 1984, parole was abolished and defendants are required to serve the imposed sentence (less 54 days per year good-time for sentences greater than one year, but not life imprisonment), followed by a term of supervised release. Due to a decrease in federal prisoners sentenced under pre-Sentencing Reform provisions, the number of offenders on parole is declining.

**Perjury**—a false material declaration under oath in any proceeding before or ancillary to any court or grand jury of the U.S. Includes knowingly or willfully giving false evidence or swearing to false statements under oath or by any means procuring or instigating any person to commit perjury. This offense also includes any officers or employees of the government listed under 18 U.S.C. §§ 21-25 who willfully or knowingly furnish, or cause to be furnished, any false information or statements.

**Personal recognizance**—a pre-trial release condition in which the defendant promises to appear at trial and no financial conditions are imposed.

**Petty offense**—a federal misdemeanor punishable by 6 months or less in prison, a Class B misdemeanor, a Class C misdemeanor, or an infraction with fines as specified in 18 U.S.C. § 3571. See also, misdemeanor and infraction.

**Plea-bargain**—an agreement by the defendant in a criminal proceeding to plead guilty to a charge in exchange for the prosecution's cooperation in securing a more lenient sentence or some other mitigation.

**Pornographic**—that which is of, or pertaining to, obscene or licentious literature. Material is pornographic or obscene if the average person, applying contemporary community standards, would find that the work taken as a whole appeals to the prurient interest; if it depicts sexual conduct in a patently offensive way; or if the work lacks serious literary, artistic, political, or scientific value.

**Possession**—an offense involving the possession of a controlled substance, acquiring a controlled substance by misrepresentation or fraud, attempting or conspiring to possess, or simple possession of a controlled substance in schedules I through V, as defined by 21 U.S.C. § 812. Includes possession of a controlled substance in schedule I or II, or a narcotic drug in schedule III or IV on board a U.S. vessel or vessels within custom waters of the U.S., or by any U.S. citizen on board a vessel. In addition, possessing any punch, die, plate, stone, or any other instrument designed to reproduce the label on any drug or container is an offense under this category. Distributing a small amount of marijuana for no remuneration is treated as simple possession and is included in this offense category.

**Postal-law violation**—a violation of federal laws governing a broad spectrum of activities pertaining to the U.S. Postal Service.

**Presentence Investigation Report (PSI), federal**—a report prepared by a court's probation officer, after a person has been convicted of an offense, summarizing for the court the background information needed to determine the appropriate sentence. A federal probation officer conducts an investigation mandated by law, unless the court finds that there is information in the record sufficient to enable the meaningful exercise of sentencing authority pursuant to 18 U.S.C. § 3553 and the court explains this finding on the record. The PSI is intended to help the sentencing judges and others in the criminal justice system to evaluate the offender by providing a comprehensive background on the offender, which includes a summary of the current offense, prior criminal record, personal and family data, evaluation, and sentencing recommendations.

**Presentment**—historically, a grand jury’s written notice of an offense based on the grand jury’s own knowledge or observation. In current usage, this can be a prosecutor’s presentation of alleged facts and charges to a court or a grand jury.

**Pre-trial diversion**—an agreement to defer (and possibly drop) prosecution conditioned on the defendant’s good behavior or participation in programs, such as job training, counseling, or education, during a stated period.

**Pre-trial release**—a defendant’s release from custody to the community, for all or part of the time before trial or during prosecution, on the defendant’s promise to appear in court when required. The defendant may be released on personal recognizance, unsecured bond, or under financial conditions. Pre-trial release includes defendants released within 2 days after arrest and defendants released after posting bail or having release conditions changed at a subsequent hearing.

**Pre-trial revocation**—the decision to detain a defendant for violating conditions of pre-trial release or for committing a new crime while in a pre-trial release status.

**Preventive detention**—the detention of a defendant awaiting trial for the purpose of preventing further misconduct.

**Probation**—a sentence imposed for commission of a crime whereby the convicted criminal offender is released into the community under the supervision of a probation officer in lieu of incarceration. An act of clemency available only to those found eligible by the court, probation offers a chance for reform and rehabilitation for the defendant. For this purpose, the defendant must agree to specified standards of conduct. Violation of such standards subjects the offender’s liberty to revocation.

**Procedural termination**—a judgment based on the methods and mechanics of the legal process, including all the rules and laws governing that process. Procedural law is distinguished from substantive law, which involves the statutes and legal precedents on which cases are tried and judgments made. See also, administrative case closure and terminated on the merits.

**Property offense, fraudulent**—a property offense that involves elements of deceit or intentional misrepresentation. These offenses specifically include

embezzlement, fraud (excluding tax fraud), forgery, and counterfeiting.

**Property offense, non-fraudulent**—a violent offense against property, including burglary, larceny, motor-vehicle theft, arson, transportation of stolen property, and other property offenses, such as the destruction of property and trespassing.

**Property offense, other**—an offense that involves the destruction of property moving in interstate or foreign commerce and in the possession of a common or contract carrier. Also includes the malicious destruction of governmental property or injury to U.S. Postal Service property, such as mailboxes or mailbags. Trespassing on timber and governmental lands is also included in this offense category.

**Public-order offense, non-regulatory**—an offense concerning weapons; immigration; tax-law violations (tax fraud); bribery; perjury; national defense; escape; racketeering and extortion; gambling; liquor; mailing or transporting of obscene materials; traffic; migratory birds; conspiracy, aiding and abetting, and jurisdictional offenses; and other public-order offenses.

**Public-order offense, other**—a violation of laws pertaining to bigamy, disorderly conduct on the U.S. Capitol grounds, civil disorder, and travel to incite to riot. Also included in public-order offenses, non-regulatory.

**Public-order offense, regulatory**—a violation of regulatory laws and regulations in agriculture, antitrust, labor law, food and drug, motor-carrier, and other regulatory offenses that are not specifically listed in the category public-order offenses, non-regulatory.

## R

**Racketeering and extortion**—racketeering is demanding, soliciting, or receiving anything of value from the owner, proprietor, or other person having a financial interest in a business, by means of a threat or promise, either expressed or implied. Extortion is the obtaining of money or property from another person through the wrongful use of force or fear and without the person’s consent. This offense code covers using interstate or foreign commerce or any facility in interstate or foreign commerce to aid racketeering enterprises, such as arson, bribery, gambling, liquor, narcotics, prostitution, and extortionate credit transactions. Also includes obtaining property or

money from another person (with the person's consent and induced by actual or threatened force, violence, or blackmail) and committing unlawful interference with the person's employment or business. Also includes transmitting, by interstate commerce or through the mail, any threat to injure the property, person, or reputation of the addressee or of another; or kidnapping any person with intent to extort.

**Release, extraordinary**—unusual methods by which a federal prisoner exits prison, such as death, commutation, or a transfer to another facility.

**Release, standard**—the usual way by which a federal prisoner exits prison, including full-term sentence expirations, expirations with good time, mandatory releases, and releases to parole.

**Remand**—to send back. The act of an appellate court in returning a case to a lower court for further action.

**Remove**—transfer from federal court (usually to a state court).

**Restitution**—a court requirement that an alleged or convicted offender pay money or provide services to the victim of the crime or provide services to the community.

**Reversal**—the act of a court setting aside the decision of a lower court. A reversal is often accompanied by a remand to the lower court for further proceedings.

**Revocation**—termination of a probation, parole, or mandatory-release order because of a rule violation or a new offense, which forces the offender to begin or to continue serving his or her sentence.

**Robbery**—the unlawful taking or attempted taking of property that is in the immediate possession of another person, by force or threat of force. Also included is assaulting or putting the life of any person in jeopardy by the use of a dangerous or deadly weapon while committing or attempting to commit such robbery.

**Rule 20 transfer**—on petition by a defendant, a transfer of proceedings to the district where the defendant was arrested. The defendant may state in writing a wish to plead guilty or nolo contendere, waive trial in the district in which the indictment or information is pending, or consent to the disposition of the case in the district in which the defendant was arrested.

**Rule 40 transfer**—on petition by the U.S. attorney, the transfer of proceedings of a defendant arrested in a district for an alleged offense committed in another district.

## S

**Sentence**—the punishment ordered by a court for a defendant convicted of a crime. For sentences to incarceration, the maximum time the offender may be held in custody is reported. See also, split sentence, mixed sentence, indeterminate sentence, and mandatory sentence.

**Sentencing guidelines (federal)**—guidelines established by the USSC to be followed by the federal courts in the sentencing of persons convicted of federal offenses. Established pursuant to the Sentencing Reform Act of 1984, the sentencing guidelines prescribe a range of sentences for each class of convicted persons, as determined by categories of offense behavior and offender characteristics.

**Sexual abuse**—Includes all completed and attempted violent sex offenses: aggravated sexual abuse (18 U.S.C. § 2241) and sexual abuse (18 U.S.C. § 2242), defined as causing a person to engage in a sexual act by use of force, threat, or fear; a sexual act with a person who is unconscious, is impaired due to drugs, intoxicants, or other substances, or is otherwise incapable of declining participation; sexual abuse of a minor or ward (18 U.S.C. § 2243); and abusive sexual contact (18 U.S.C. § 2244), in which a person knowingly engages in or causes sexual contact with or by another person without the person's permission, or with a person younger than age 12.

**Sex offenses, other**—Includes other non-violent sex offenses: sexual exploitation of children and child pornography (18 U.S.C. §§ 2251-2252A); coercing, enticing, or transporting (interstate) an individual (including minors) with the intent and purpose of engaging in prostitution or any sexual activity for which any person can be charged with a criminal offense (18 U.S.C. § 2422); and possession with intent to sell or the sale and distribution of obscene materials (18 U.S.C. §§ 1460-1470). See the National Archive of Criminal Justice Data for a detailed crosswalk for codes used by the USMS, the Administrative Office of the U.S. Courts, the Executive Office for U.S. Attorneys, the U.S. Sentencing Commission, and the BOP.

**Shock incarceration**—an intense confinement program, consisting of a highly regimented schedule that provides the strict discipline, physical training, hard labor, drill, and ceremony characteristic of military basic training.

**Special maritime and territorial jurisdiction**—areas of federal jurisdiction outside the jurisdiction of any state, including (1) the high seas, Great Lakes, and connecting waterways; (2) federal lands; and (3) U.S.-owned aircraft in flight over the high seas.

**Split sentence**—see mixed sentence.

**Stale**—a case or matter that is too old to support successful prosecution.

**Substantial assistance**—a form of cooperation with the government in which the defendant provides the government with information, testimony, or other assistance relating to the criminal activities of other persons in exchange for a sentence reduction. Substantial assistance provides the only mechanism for judges to impose a sentence below a mandatory sentence, applicable by the law that describes the offense.

**Supervised release**—under the Sentencing Reform Act of 1984, a form of post-imprisonment supervision to be imposed by the court as a part of the sentence of imprisonment at the time of initial sentencing. Unlike parole, a term of supervised release does not replace a portion of the sentence of imprisonment, but rather is an order of supervision in addition to any term of imprisonment imposed by the court (compare also with probation).

**Surety bond**—an agreement by the defendant as a condition of release that requires a third party (usually a bail bondsman) to promise to pay the full bail amount in the event that the defendant fails to appear in court.

**Suspect**—an adult or juvenile considered by a criminal justice agency to be someone who may have committed a specific criminal offense but has not been arrested or charged.

## T

**Tax-law violations**—federal tax-fraud offenses include violations of laws within the Internal Revenue Code (26 U.S.C.). Includes income tax evasion and fraud, counterfeiting any stamps with intent to defraud the

collection or payment of tax, willfully failing to collect or pay tax, and failure to obey summons to produce any papers concerning taxes. Also includes offenses such as failing to furnish receipts for employees of tax withheld, failing to furnish information relating to certain trusts, annuity, and bond purchase plans, and putting fraudulent or false statements on tax returns. Violations of excise and wagering tax laws and not obtaining a license for a business that makes a profit from foreign items are also included in this offense category.

**Technical violation**—failure to comply with any of the conditions of pre-trial release, probation, or parole, excluding alleged new criminal activity. Technical violations may result in revocation of an offender's release status. Conditions that may be imposed and then violated include remaining within a specified jurisdiction or appearing at specified intervals for drug tests.

**Terminated on the merits**—a judgment made after consideration of the substantive, as distinguished from procedural, issues in a case. See also, procedural termination.

**Termination**—at the pre-trial services stage, includes execution of sentence, acquittal, dismissal, diversion, or fugitive status; in U.S. district court, includes conviction, acquittal, or dismissal; and at probation or supervised release, includes the removal of a person from supervision either for successful completion of the term of supervision or as the result of a revocation.

**Threats against the President**—knowingly and willfully depositing in the mail, at any post office, or by any letter carrier a letter, paper, writing, print, or document containing any threat to take the life of or to inflict bodily harm on the President, Vice President, or any other officer in order of succession to the Presidency. Knowingly and willfully making such threats to the above-named persons is included in this offense.

**Time served**—the portion of a prisoner's imposed sentence spent in prison (from arrival into BOP jurisdiction until release from prison), plus any jail time served and credited. For prisoners serving concurrent sentences, time served may exceed the longest single sentence imposed.

**Traffic offense**—a violation of statutes relating to the operation, maintenance, use, ownership, licensing, and registration of self-propelled road vehicles, including

DUI, hit and run, and violations of law not requiring appearance in court.

**Transportation violation**—a violation of the federal statutes relating to the Motor Carrier Act, which regulates the routes and rates of freight motor carriers and passenger motor carriers in interstate commerce.

**Transportation of stolen property**—transporting, selling, or receiving stolen goods, stolen securities, stolen moneys, stolen cattle, fraudulent state-tax stamps, or articles used in counterfeiting, if the above articles or goods involve or constitute interstate or foreign commerce.

**Trial conviction**—conviction by judge or jury after trial.

**True bill**—an indictment endorsed by a grand jury as warranting prosecution of the accused.

## U

**United States**—the territory occupied by the 50 states, the District of Columbia, and the outlying territories of Guam, Puerto Rico, the Northern Mariana Islands, and the U.S. Virgin Islands.

**U.S. attorney**—a lawyer appointed by the President in each judicial district to prosecute and defend cases for the federal government. U.S. attorneys employ a staff of assistant U.S. attorneys who appear as the government's attorneys in individual cases.

**Unsecured bond**—an agreement by the defendant as a condition of pre-trial release in which the defendant agrees to pay the full bond amount in the event of non-appearance at trial but is not required to post security as a condition to release.

## V

**Violation of pre-trial release, probation, or parole**—allegation of a new crime or a technical violation while on pre-trial release, probation, or parole.

**Violent offenses**—threatening, attempting, or using physical force against a person. Includes murder, negligent manslaughter, assault, robbery, sexual abuse, kidnapping, and threats against the President.

## W

**Warrant**—a court order (writ) that directs a law enforcement officer to conduct a search or arrest and bring a person before the judge, such as a person charged with a crime, an escaped federal prisoner, or a probation, parole, or bond default violator.

**Warrant clearance or execution**—refers to the closing of a fugitive investigation. Warrants can be cleared or executed in many ways, including the arrest or surrender of a fugitive, dismissal by the court, or lodging a detainer against a fugitive in custody. See also, detainer.

**Warrant initiation**—refers to the opening of a fugitive investigation on receipt of a warrant.

**Weapons offenses**—violations of any provisions of 18 U.S.C. §§ 922 (unlawful acts) and 923 (licensing) with regard to the manufacturing, importing, possessing, receiving, and licensing of firearms and ammunition. Includes manufacturing, selling, possessing, or transporting any switchblade knife; or making, receiving, possessing, or transporting a firearm not registered in the National Firearms Registration Transfer Record within any territory or possession of the U.S., within Indian country, or within the special maritime and territorial jurisdiction of the U.S. Also, engaging in importing, manufacturing, or dealing in firearms, if not registered with the secretary in the Internal Revenue Service district in which the business is conducted or not having paid a special occupational tax. In addition, this code covers cases wherein a crime of violence or drug trafficking enhanced punishment is handed down when the crime was committed with a deadly weapon.

**Wildlife offense**—a violation of federal law enacted to protect endangered or threatened species and migratory birds. The Endangered Species Act (16 U.S.C. Chapter 35) makes it unlawful for any person to take, import, sell, or ship endangered or threatened wildlife. Under this code, the Migratory Bird Treaty Act protects migratory birds, and the Lacey Act prohibits the trade of illegally taken fish and wildlife.



The Bureau of Justice Statistics of the U.S. Department of Justice is the principal federal agency responsible for measuring crime, criminal victimization, criminal offenders, victims of crime, correlates of crime, and the operation of criminal and civil justice systems at the federal, state, tribal, and local levels. BJS collects, analyzes, and disseminates reliable statistics on crime and justice systems in the United States, supports improvements to state and local criminal justice information systems, and participates with national and international organizations to develop and recommend national standards for justice statistics. Jeffrey H. Anderson is the director.

These statistical tables were prepared by Abt Associates under the supervision of Mark Motivans of BJS (BJS grant number 2016-BJ-CX-K044). Principal staff at Abt Associates were Chris Cutler, Omri Drucker, David Izrael, Ryan Kling, Ari Lewenstein, and Parker Malek. Mark Motivans provided verification.

Eric Hendrixson and Jill Thomas edited the report. Tina Dorsey produced the report.

December 2020, NCJ 251772



251772