



March 1994, NCJ-147186

Selected Findings from BJS

National Crime Victimization Survey

Elderly Crime Victims

In 1992, persons 65 or older experienced about 2.1 million criminal victimizations

The National Crime Victimization Survey (NCVS) asks about 100,000 people every 5 months about the crimes they sustained. By interviewing a large sample of households selected to represent the U.S. population, BJS is able to draw accurate conclusions about crime in the Nation. The NCVS includes the violent crimes of rape, robbery, and assault; personal theft; and crimes that occur in households such as burglary, household larceny, and motor vehicle theft.

Persons age 65 or older are the least likely of all age groups in the Nation to experience crime

Age	Number of victimizations per 1,000 persons or households		
	Violent crime	Personal theft	Household crime
12-24	64.6	112.7	309.3
25-49	27.2	71.2	200.2
50-64	8.5	38.3	133.0
65 or older	4.0	19.5	78.5

Persons age 65 or older comprise about 14% of persons age 12 or older interviewed in the NCVS but report less than 2% of all victimizations. Unless otherwise noted, the data presented here are from a special analysis of the NCVS for elderly victims that aggregated data from 1987 to 1990. Trend data and information on the current rates of elderly victimizations are from the 1992 NCVS.

Persons between the ages of 12 and 24 have the highest victimization rates for all types of crime, while those age 65 or older have the lowest.

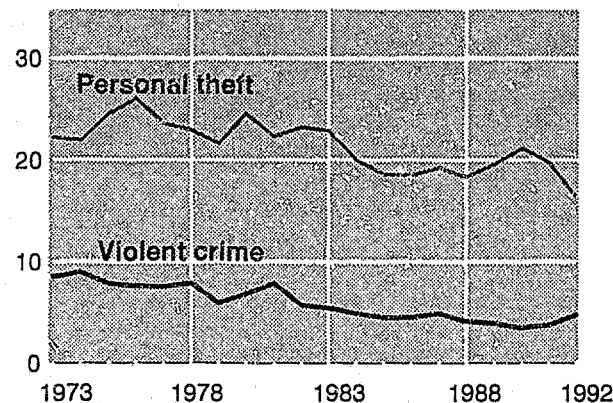
- The violent crime rate is nearly 16 times higher for persons under age 25 than for persons over 65 (64.6 versus 4 victimizations per 1,000 persons in each age group). The rate for robbery, one of the crimes of violence,

Crime victimization rates among the elderly have generally been declining

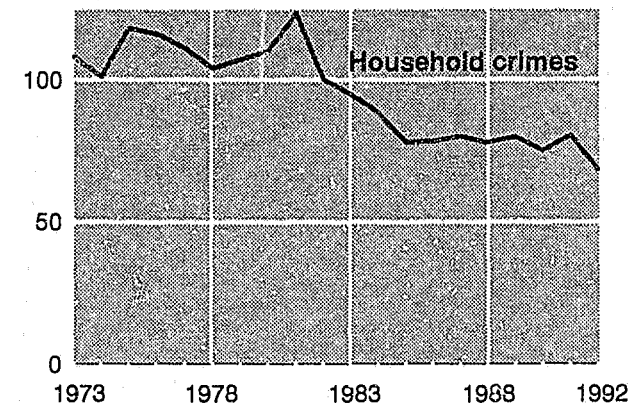
- Over 20 years, the lowest rate of violent crime against the elderly was recorded in 1990, 3.5 per 1,000 persons age 65 or older. This was 61% lower than the 9 crimes per 1,000 persons in 1974, the peak year.

- The rates for personal theft and household crime among the elderly in 1992 were the lowest ever recorded in the 20-year history of NCVS.

Number of victimizations per 1,000 persons age 65 or older



Number of victimizations per 1,000 households headed by a person age 65 or older



for those under 25 is nearly 6 times higher than for those age 65 or older.

- According to the FBI, 5% of the murder victims in 1992 were age 65 or older.
- Just as for personal crime victimizations, persons over the age of 65 are significantly less likely to become victims of all forms of household crime than younger age groups.
- Personal larceny with contact (purse snatching and pocket picking) is an exception. Those who are 65 or older were about as likely as those under age 65 to be victims of personal larceny with contact.

The elderly appear to be particularly susceptible to crimes motivated by economic gain

Crimes motivated by economic gain include robbery and personal theft, as well as the household crimes of larceny, burglary, and motor vehicle theft. Like the general population, the elderly are most susceptible to household crimes and least susceptible to violent crimes. Unlike younger victims of violence, elderly victims of violence are about as likely to be robbed as assaulted. Robberies are 38% of the violent crimes against the elderly but 20% of the violence experienced by persons younger than age 65.

Injured elderly victims of violent crime are more likely than younger victims to suffer a serious injury

Violent offenders injure about a third of all victims. Among the violent crime victims age 65 or older, 9% suffer serious injuries like broken bones and loss of consciousness. By comparison, 5% of younger victims suffer serious injuries. In addition, when injured, almost half the older victims but a fourth of the younger ones receive medical care in a

Outcome	Percent of violent crime victims	
	Under 65	65 or older
Injured	31%	33%
Serious	5	9
Minor	26	24
Received medical care	15	19
Hospital care	8	14

Note: Serious injuries are broken bones, loss of teeth, internal injuries, loss of consciousness, rape or attempted rape injuries, or undetermined injuries requiring 2 or more days of hospitalization. Minor injuries are bruises, black eyes, cuts, scratches, swelling, or undetermined injuries requiring less than 2 days of hospitalization.

hospital.

Elderly violent crime victims are more likely than younger victims to face assailants who are strangers

Most victims of violent crime are attacked by a stranger rather than by a relative or someone whom the victim knows. Robbery victims age 65 or older are more likely than younger victims to be particularly vulnerable to

	Percent of violent crime victims whose offenders are:			
	Relatives	Acquaintances	Strangers	Relationship unknown
Crimes of violence				
Under 65	8%	33%	56%	3%
65 or older	8	20	64	8
Robbery				
Under 65	5	17	74	4
65 or older	3	5	83	9
Assault				
Under 65	9	36	52	3
65 or older	13	32	47	8

offenders whom they do not know.

	Place of occurrence					
	Total	At home	Near home	On the street	In public or business facility	Elsewhere
Crimes of violence						
Under 65	100%	14%	11%	39%	21%	15%
65 or older	100	25	25	31	9	10
Robbery						
Under 65	100	13	9	52	16	10
65 or older	100	20	21	37	13	10
Assault						
Under 65	100	14	12	36	21	15
65 or older	100	27	29	27	7	10

	Percent of violent crime victims	
	Under 65	65 or older
Unarmed offenders	65%	62%
Armed offenders	35	38
Type of weapon used		
Guns	36%	41%
Knives or sharp instruments	30	29
Blunt objects	19	18
Other weapons	15	12

Most victims of violent crime, regardless of age, face lone assailants, but the likelihood of encountering multiple offenders varies by type of crime

About half the robbery victims age 65 or older are accosted by multiple robbers; more than half of the robbery victims under 65 face single offenders. For aggravated assault, the reverse is true. Younger victims of aggravated assault are more likely than older victims to face multiple offenders (29% versus 20%).

Elderly victims less often than younger victims act to protect themselves during a violent crime

Victims age 65 or older take self-protective measures in 58% of their victimizations, compared to 73% of the younger victims. Moreover, the older victims are less likely to use physical action such as attacking or chasing the offender or resisting in some other way. Those persons age 65 or older who do protect themselves use nonphysical action, including arguing or reasoning with the offender, screaming, or running away.

Elderly victims of robbery and personal theft are more likely than younger victims to report those crimes to the police

Seven out of ten elderly victims and just over 5 out of 10 victims under age 65 report a robbery or attempted robbery to the police. No measurable difference, however, distinguishes older from younger victims in reporting aggravated assault or household crimes to the police.

Among the elderly, certain groups were generally more likely to experience a crime than others

Victim characteristics	Number of victimizations per 1,000		
	Persons 65 or older		Households headed by a person 65 or older
	Violence	Theft	Household crime
Sex			
Male	4.9	19.8	82.2
Female	3.4	19.4	74.3
Age			
65 to 74	4.7	22.9	82.2
75 and over	3.0	14.2	74.3
Race			
White	3.6	19.5	70.9
Black	7.6	19.6	154.1
Family income			
Less than \$7,500	12.0	29.1	76.3
\$7,500-\$14,999	8.4	30.4	70.2
\$15,000-\$24,999	6.5	40.3	81.3
\$25,000 or more	6.1	60.8	96.0
Marital status			
Never married	3.0	18.2	77.6
Widowed	4.2	4.2	75.1
Married	7.6	26.3	71.1
Divorced/separated	11.3	35.4	110.4
Place of residence			
Urban	7.1	26.4	112.6
Suburban	2.9	19.6	61.2
Rural	2.2	11.4	64.5
Form of tenure			
Own	3.1	17.8	82.0
Rent	7.7	26.7	66.8

< Elderly men generally have higher victimization rates than elderly women. Elderly women, however, have higher rates of personal larceny with contact such as purse snatching.

< The elderly age 65 to 74 have higher rates of victimization than those age 75 or older.

< Elderly blacks are more likely than elderly whites to be crime victims. However, rates of personal larceny that did not involve contact between the victim and offender were greater for whites.

< The elderly with the lowest incomes experience higher violence rates than those elderly with higher family incomes. Those elderly with the highest family income have the highest rates of personal theft or household crime.

< Elderly persons who are either separated or divorced, from among all marital statuses, have the highest rates of victimization for all types of crime.

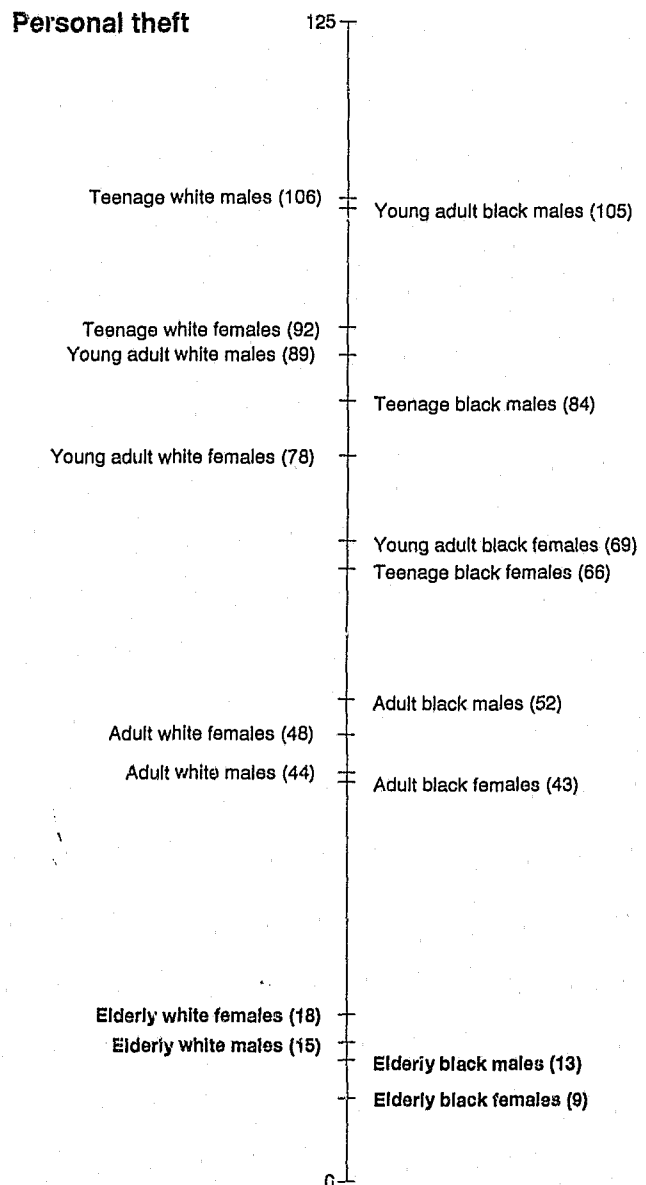
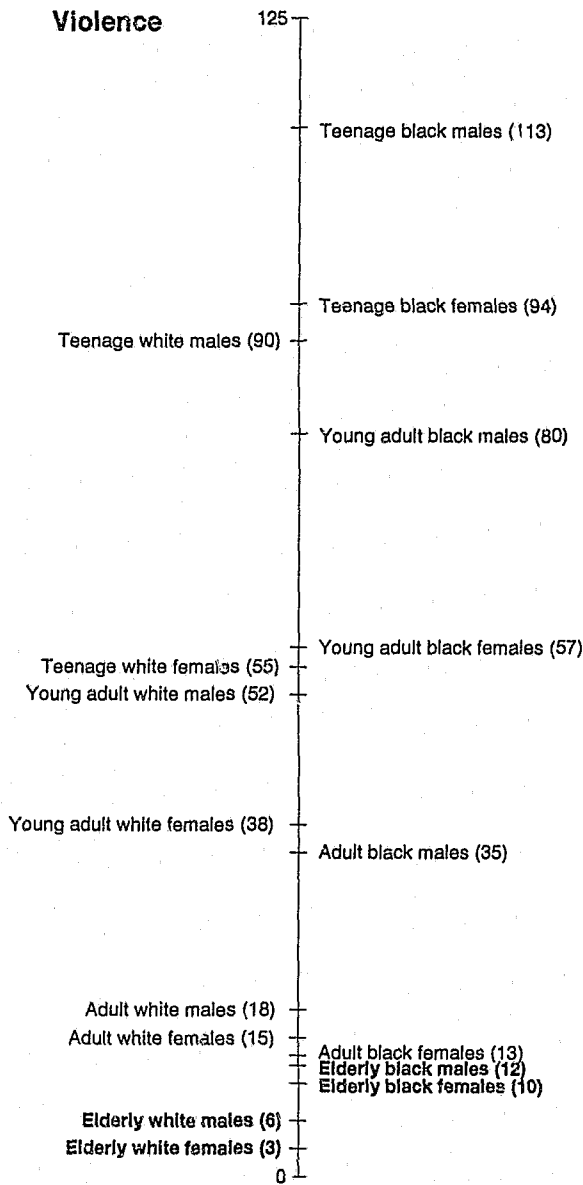
< Elderly residents in cities have the highest rates of victimization for all types of crime, compared to suburban or rural elderly.

< Elderly renters are more likely than owners to experience both violence and personal theft. However, elderly homeowners are more likely than renters to be victims of household crime.

White women age 65 or older have the lowest violent crime rates

Black women age 65 or older have the lowest personal theft rates

Number of victimizations per 1,000 persons age 12 or older



Note: Teenage = age 12-19
 Young adult = age 20-34
 Adult = age 35-64
 Elderly = age 65 and over

Sources

Most of the information in this report came from the BJS Special Report, *Elderly Victims* by Ronet Bachman, Ph.D., released in October 1992 (NCJ-138330). Other sources include: BJS, *Criminal Victimization in the U.S., 1992*, forthcoming (NCJ-145125); BJS, *Highlights from 20 Years of Surveying Crime Victims: The National Crime Victimization Survey*, October 1993 (NCJ-144525); FBI, *Crime in the United States, 1992*, October 1993; and National Opinion Research Center data presented in the BJS *Sourcebook of Criminal Justice Statistics, 1992* (NCJ-143496).

Additional information

To order this report (NCJ-147186) or ask about other BJS crime and justice data, call or write to:


Bureau of Justice Statistics Clearinghouse
 Box 179
 Annapolis Junction, MD 20701-0179

1-800-732-3277 or
 Fax orders to 1-410-792-4358 with your name and address, the title, and the NCJ number.

Reserve your copy today!

Criminal Victimization in the United States, 1992

The 20th annual report on the National Crime Victimization Survey — available in early 1994 if you send in your order *now!*



Essential facts on victims, crimes, offenders, reporting to police

- More than 160 pages on crime victimization in the United States.
- Crime trends since 1973.
- Victim characteristics: Sex, age, race, ethnicity, marital status, education, family income, locality of residence, region of the United States.
- Characteristics of rapes, robberies, assaults, larcenies, burglaries, motor vehicle thefts: Time, place, distance from home, number of victims, number of offenders, self-protection, weapon use, physical injury, medical expenses, theft loss, recovery of property, days lost from work, economic losses to victims.
- Violent offender characteristics: Age, race, sex, single or multiple offenders, relationship to victim, drug and alcohol use.
- Victim households: Race, sex, age, ethnicity of household head; owner or renter; family income; number in household; length of residence.

Notice of change in distribution policy

Because of the increased cost of printing, postage, shipping, and handling, BJS can no longer mail large documents without a specific individual order.

Readers will continue to receive Bulletins and Special Reports but must order large final reports such as *Criminal Victimization in the United States, 1992*, by using the order form on this page.

Yes! Send me 1 copy of NCJ 145125
Criminal Victimization in the United States, 1992

Name _____

Organization _____

Address _____

City, State, ZIP _____


Daytime phone: (_____) _____

Fax to 410-792-4358 or mail to:

**Bureau of Justice Statistics Clearinghouse
P.O. Box 179
Annapolis Junction, MD 20701-0179**

Crime and older Americans: New information package

Essential facts for researchers, policymakers, criminal justice professionals, and students



- 20 tables describing crimes committed against older Americans and the involvement of the elderly in crime.
- List of other sources of information on crime and older Americans.
- Bibliography detailing a wide variety of publications that address crime and America's elderly.

As the elderly population has grown, there has been continued concern about the effects of crime on this age group. This unique package provides data on how crime affects the fast-growing elderly population and offers a useful resource for professionals interested in tracking such trends.

This new information package is now available from the Bureau of Justice Statistics (BJS) Clearinghouse. Drawing from national sources for crime statistics—including the BJS

National Crime Victimization Survey, the FBI Uniform Crime Reports, and the BJS National Corrections Reporting Program—the package discusses the types of crimes in which older Americans are most likely to be the victims or the offenders.

You may order your copy for only \$15.00. Call the BJS Clearinghouse at 1-800-732-3277 and have your VISA, MasterCard, or Government purchase order number at hand. Or complete and return the order form below.

Please send me _____ copies of the updated Crime and Older Americans Information Package (NCJ 140091) for \$15.00 each.

Name: _____

Organization: _____

Address: _____

City, State, ZIP: _____

Telephone: _____

Method of payment

- Payment of \$ _____ enclosed
- Check payable to NCJRS
- Money order payable to NCJRS
- Government purchase order # _____

Please bill my

NCJRS deposit account

VISA MasterCard Exp. date: _____

Signature: _____

Please detach this form and mail it, with payment, to:

BJS Clearinghouse
Department F
Box 6000
Rockville, MD 20850

Bureau of Justice Statistics reports

(Revised April 1994)

Call toll-free 800-732-3277 to order BJS reports, to be added to one of the BJS mailing lists, or to speak to a reference specialist in statistics at the Bureau of Justice Statistics Clearinghouse, P.O. Box 179, Dept. BJS-236, Annapolis Junction, MD 20701-0179. For drugs and crime data, call the Drugs & Crime Data Center & Clearinghouse, 1600 Research Blvd., Rockville, MD 20850, toll-free 800-666-3332.

BJS maintains these mailing lists:

- Law enforcement reports
- Federal statistics
- Drugs and crime data
- Justice expenditure and employment
- Privacy and security of criminal histories and criminal justice information policy
- BJS bulletins and special reports
- State felony courts
- Corrections
- National Crime Victimization Survey
- Sourcebook of Criminal Justice Statistics (annual)

Single copies of reports are free; use NCJ number to order. Postage and handling are charged for bulk orders of single reports. For single copies of multiple titles, up to 10 titles are free; 11-40 titles \$10; more than 40, \$20; libraries call for special rates.

Public-use tapes of BJS data sets and other criminal justice data are available from the National Archive of Criminal Justice Data (formerly CJAIN), P.O. Box 1248, Ann Arbor, MI 48106 (toll-free 800-999-0960).

National Crime Victimization Survey

Criminal victimization in the U.S.:
1992 (final), NCJ-145125, 4/94
1973-90 trends, NCJ-139564, 1/93
Violence against women, NCJ-145325, 1/94
Highlights from 20 years of surveying crime victims: 1973-92, NCJ-144525, 10/93
Crime and older Americans information package, NCJ-140091, 4/93, \$15
Crime victimization in city, suburban, and rural areas, NCJ-135943, 6/92
School crime, NCJ-131645, 9/91
Teenage victims, NCJ-128129, 5/91
The Nation's two crime measures: Uniform Crime Reports and the National Crime Survey, NCJ-122705, 4/90
Redesign of the National Crime Survey, NCJ-111457, 3/89
The seasonality of crime victimization, NCJ-111033, 6/88
Victimization and fear of crime: World perspectives, NCJ-93872, 1/85, \$9.15
The National Crime Survey: Working papers, Vol. I, History, NCJ-75374, 8/82
Vol. II, Methodology, NCJ-90307, 12/84, \$9.90

BJS crime data briefs

Guns and crime: Handgun victimization, firearm theft, and firearm self-defense, NCJ-147003, 4/94
Crime and neighborhoods, NCJ-147005, 4/94
Carjacking, NCJ-147002, 3/94
The costs of crime to victims, NCJ-145865, 2/94

BJS bulletins

Criminal victimization 1992, NCJ-144776, 11/93
Crime and the Nation's households, 1992, NCJ-143288, 9/93
Measuring crime, NCJ-75710, 2/81

BJS special reports

Elderly victims, NCJ-138330, 10/92
Black victims, NCJ-122582, 4/90
Hispanic victims, NCJ-120507, 1/90
The redesigned National Crime Survey: Selected new data, NCJ-114743, 1/89
Motor vehicle theft, NCJ-109978, 3/88
Violent crime trends, NCJ-107217, 11/87
Robbery victims, NCJ-104638, 4/87
Violent crime by strangers and non-strangers, NCJ-103702, 1/87
Preventing domestic violence against women, NCJ-102037, 8/86

*U.S. G.P.O. : 1994-301-151:80037

BJS technical reports

New directions for NCS, NCJ-115571, 3/89
Series crimes: Report of a field test, NCJ-104615, 4/87

Corrections

BJS bulletins and special reports

Women in prison, NCJ-145321, 3/94
Capital punishment 1992, NCJ-145031, 12/93
HIV in U.S. prisons and jails, NCJ-143292, 9/93
Prisoners in 1992, NCJ-141874, 5/93
Drug enforcement and treatment in prisons, 1990, NCJ-134724, 7/92
Violent State prisoners and their victims, NCJ-124133, 7/90
Prison rule violators, NCJ-120344, 12/89
Recidivism of prisoners released in 1983, NCJ-116261, 4/89
Drug use and crime: State prison inmate survey, 1986, NCJ-111940, 7/88
Time served in prison and on parole, 1984, NCJ-108544, 12/87
Profile of State prison inmates, 1986, NCJ-109926, 1/88
Imprisonment in four countries, NCJ-103967, 2/87

National Corrections Reporting Program:

1991, NCJ-145861, 2/94
1990, NCJ-141879, 5/93
Prisoners at midyear 1993 (press release), NCJ-143960, 9/93

Correctional populations in the U.S.:

1991, NCJ-142728, 8/93
1990, NCJ-134946, 7/92
Survey of State prison inmates, 1991, NCJ-136949, 5/93
Census of State and Federal correctional facilities, 1990, NCJ-137003, 6/92
Prisons and prisoners in the United States, NCJ-137002, 4/92
State and Federal Institutions, 1926-86: Race of prisoners admitted, NCJ-125618, 6/91
Historical statistics on prisoners, NCJ-111098, 6/88

Census of jails and survey of jail inmates

BJS bulletins and special reports

Jail inmates, 1992, NCJ-143284, 8/93
Drunk driving: 1989 Survey of Inmates of Local Jails, NCJ-134728, 9/92
Women in jail, 1989, NCJ-134732, 3/92
Drugs and jail inmates, NCJ-130836, 8/91
Profile of jail inmates, 1989, NCJ-129097, 4/91
Population density in local jails, 1988, NCJ-122299, 3/90
Census of local jails, 1988, NCJ-121101, 2/90

Census of local jails, 1988:

Summary and methodology, vol. I, NCJ-127992, 3/91
Data for individual jails in the Northeast, Midwest, South, West, vols. II-V, NCJ-130759-130762, 9/91
Census of local jails, 1983: Selected findings, methodology, summary tables, vol. V, NCJ-112795, 11/88

Probation and parole

BJS bulletins and special reports

Probation and parole: 1990, NCJ-133285, 11/91
1989, NCJ-125833, 11/90
Recidivism of young parolees, NCJ-104916, 5/87

Juvenile corrections

Children in custody: Census of public and private juvenile detention, correctional, and shelter facilities, 1975-85, NCJ-114065, 6/89
Survey of youth in custody, 1987 (special report), NCJ-113365, 9/88

Expenditure and employment

Justice expenditure and employment: 1990 (BJS bulletin), NCJ-135777, 9/92
1988 (full report), NCJ-125619, 8/91
Extracts, 1984, '85, '86, NCJ-124139, 8/91, \$12.25
Justice variable pass-through data, 1990: Anti-drug abuse formula grants (BJS technical report), NCJ-133018, 3/92

Courts

BJS bulletins

Prosecutors in State courts 1992, NCJ-145319, 12/93
1990, NCJ-134500, 3/92
Felony sentences in State courts 1990, NCJ-140186, 3/93
1988, NCJ-126923, 12/90
Pretrial release of felony defendants 1990, NCJ-139560, 11/92
1988, NCJ-127202, 2/91
Criminal defense for the poor, 1986, NCJ-112919, 9/88

BJS special reports

Murder in families, NCJ-143498, 4/94
Murder in large urban counties, 1988, NCJ-140614, 3/93
Recidivism of felons on probation, 1986-89, NCJ-134177, 2/92
Felony case processing in State courts, 1986, NCJ-121753, 2/90
National Judicial Reporting Program 1990, NCJ-145323, 12/93
1988, NCJ-135945, 1/93
Felony defendants in large urban counties, 1990: National Pretrial Reporting Program, NCJ-141872, 5/93
Felons sentenced to probation in State courts, 1986, NCJ-124944, 11/90
Felony defendants in large urban counties, 1988, NCJ-122385, 4/90
Profile of felons convicted in State courts, 1986, NCJ-120021, 1/90
Felony laws of 50 States and the District of Columbia, 1986, NCJ-105066, 2/88, \$14.60
State court model statistical dictionary: Supplement, NCJ-98326, 9/85
1st edition, NCJ-62320, 9/80, \$10.60

Privacy and security

Criminal justice information policy: Use and management of criminal history record information: A comprehensive report, NCJ-143501, 11/93
Survey of criminal history information systems, 1992, NCJ-143500, 11/93
Report of the National Task Force on Criminal History Record Disposition Reporting, NCJ-135836, 6/92
Attorney General's program for improving the Nation's criminal history records: BJS implementation status report, NCJ-134722, 3/92
Identifying felons who attempt to purchase firearms, NCJ-144393, 10/89
Identifying persons, other than felons, who attempt to purchase firearms, NCJ-123050, 3/90, \$9.90
Assessing completeness and accuracy of criminal history record information: Audit guide, NCJ-133651, 2/92
Forensic DNA analysis: Issues, NCJ-128567, 6/91
Statutes requiring use of criminal history record information, NCJ-129896, 6/91
Original records of entry, NCJ-125626, 12/90
Strategies for improving data quality, NCJ-115339, 5/89
Public access to criminal history record information, NCJ-111458, 11/88
Juvenile records and recordkeeping systems, NCJ-112815, 11/88
Automated fingerprint identification systems: Technology and policy issues, NCJ-104342, 4/87
Criminal justice "hot" files, NCJ-101850, 12/86
Expert witness manual, NCJ-77927, 9/81, \$11.50

BJS/SEARCH conference proceedings: National conference on criminal justice bulletin board systems, NCJ-145327, 2/94
National conference on improving the quality of criminal history information: NCJ-133532, 2/92
Criminal justice in the 1990's: The future of information management, NCJ-121697, 5/90, \$7.70
Juvenile and adult records: One system, one record? NCJ-114947, 1/90
Open vs. confidential records, NCJ-113560, 1/88, \$7.70
Compendium of State privacy and security legislation: 1992 summary, NCJ-137058, 7/92
1992 full report (1,500pp, microfiche \$2, hard copy, NCJ-139126, \$184), 7/92

Law Enforcement Management and Administrative Statistics

LEMAS, 1990: Data for individual agencies, 100 or more officers, NCJ-134436, 9/92

BJS bulletins and special reports

Census of State and local law enforcement agencies 1992, NCJ-142972, 7/93
Drug enforcement by police and sheriffs' departments, 1990, NCJ-134505, 5/92
State and local police departments, 1990, NCJ-139284, 2/92
Sheriffs' departments, 1990, NCJ-133283, 2/92
Police departments in large cities, 1987, NCJ-119220, 8/89
Profile of State and local law enforcement agencies, 1987, NCJ-113949, 3/89

Drugs & crime

Drugs, crime, and the justice system: A national report, NCJ-133652, 5/93
Technical appendix, NCJ-139578, 6/93
Catalog of selected Federal publications on illegal drug and alcohol abuse, NCJ-139562, 6/93
Drugs and crime facts: 1992, NCJ-139561, 3/93
State drug resources: 1992 national directory, NCJ-134375, 5/92
Federal drug data for national policy, NCJ-122715, 4/90

Federal justice statistics

Federal drug case processing, 1985-91, with preliminary data for 1992, NCJ-144392, 3/94
Pretrial release of Federal felony defendants, 1990 (special report), NCJ-145322, 2/94
Federal criminal case processing, 1982-91, with preliminary data for 1992, NCJ-144526, 11/93
Compendium of Federal justice statistics: 1990, NCJ-143495, 9/93
The Federal civil justice system (BJS bulletin), NCJ-104769, 8/87
Federal offenses and offenders
BJS special reports
Prosecuting criminal enterprises, NCJ-142524, 11/93
Federal sentencing in transition, 1986-90, NCJ-134727, 6/92
Immigration offenses, NCJ-124546, 8/90
Federal criminal cases, 1980-87, NCJ-118311, 7/89

General

BJS bulletins and special reports
BJS telephone contacts, '94, NCJ-143707, 11/93
Patterns of robbery and burglary in 9 States, 1984-88, NCJ-137368, 11/92
Forgery and fraud-related offenses in 6 States, 1983-88, NCJ-132445, 1/92
International crime rates, NCJ-110776, 5/88
BJS discussion papers:
Sentencing in the Federal courts: Does race matter? The transition to sentencing guidelines, 1986-90 Summary, NCJ-145332, 12/93
Full report, NCJ-145328, 12/93, \$5
Performance measures for the criminal justice system: Papers from the BJS-Princeton Project, NCJ-143505, 10/93
Local prosecution of organized crime: Use of State RICO statutes, NCJ-143502, 10/93
Felony sentencing and jail characteristics, NCJ-142523, 6/93
Firearms and crimes of violence: Selected findings from national statistical series, NCJ-146844, 2/94
Using NIBRS data to analyze violent crime: National Incident-Based Reporting System (Technical Report), NCJ-144785, 11/93
Directory of automated criminal justice information systems, 1993: Vol. 1, Law enforcement, NCJ-142645, 9/93, \$5
Vol. 2, Corrections, courts, probation/parole, prosecution, NCJ-142646, 9/93, \$4
Sourcebook of criminal justice statistics, 1992, NCJ-143496, 9/93, \$6
State justice sourcebook of statistics and research, NCJ-137991, 9/92
Publications of BJS, 1985-89: Microfiche library, PRO30014, 5/90, \$190
Bibliography, TBO30013, 5/90, \$17.50
Publications of BJS, 1971-84: Microfiche library, PRO30012, 10/86, \$203
Bibliography, TBO30012, 10/86, \$17.50
Report to the Nation on crime and justice: Second edition, NCJ-105506, 6/88
Technical appendix, NCJ-112011, 8/88, \$8.40

See order form on last page

Please put me on the mailing list for:

- Law enforcement reports** — National data on State and local police and sheriffs' departments: operations, equipment, personnel, salaries, spending, policies, and programs
- Federal statistics** — Federal case processing: investigation through prosecution, adjudication, sentencing, incarceration
- Drugs and crime** — Sentencing and time served by drug offenders, drug use at time of crime by jail inmates and State prisoners, and other quality data on drugs, crime, and law enforcement

- Justice expenditure and employment** — Spending and staffing by Federal/State/local governments and by function (police, courts, corrections, etc.)
- Privacy and security of criminal history information and information policy** — New State legislation; maintaining and releasing intelligence and investigative records; data quality
- BJS bulletins & special reports** — Timely reports of the most current justice data
- State felony courts** — Defendant demographics and criminal history; pretrial release, prosecution, adjudication, and sentencing; State felony laws; indigent defense

- Corrections reports** — Results of sample surveys and censuses of jails, prisons, parole, probation, and other corrections data
- National Crime Victimization Survey reports** — The only ongoing national survey of crime victims
- Sourcebook of Criminal Justice Statistics** (annual) — Broad-based data from 150+ sources (400+ tables, 100+ figures, subject index, annotated bibliography, addresses of sources)
- Send me a signup form for the **NIJ Catalog** (free 6 times a year), which abstracts both private and government criminal justice publications and lists upcoming conferences and training sessions in the field.

To be added to any BJS mailing list, please fill in this page and fax to (410) 792-4358 or fold, stamp, and mail to:

BJS Clearinghouse
P.O. Box 179, Dept. BJS-236
Annapolis Junction, MD 20701-0179

You will receive an annual renewal card. If you do not return it, we must drop you from the mailing list.

To order copies of recent BJS reports, attach a list of the titles and NCJ numbers of the reports you desire.

Name: _____

Title: _____

Organization: _____

Street or box: _____

City, State, ZIP: _____

Daytime phone number: _____

Criminal justice interest: _____

Put your organization _____

and title here if you used _____

home address above: _____

U.S. Department of Justice
Office of Justice Programs
Bureau of Justice Statistics

Official Business
Penalty for Private Use \$300

BULK RATE
POSTAGE & FEES PAID
DOJ/BJS
Permit No. G-91

Washington, D.C. 20531

Data Summary