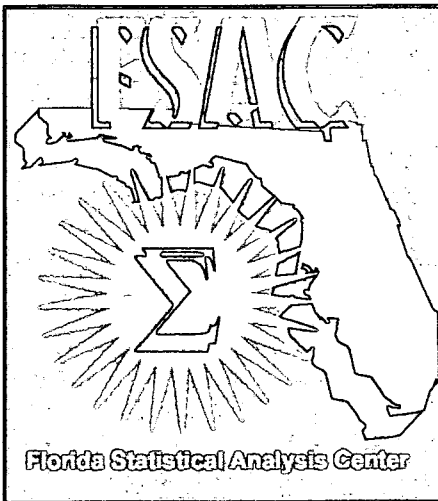


164094



SACNotes

Information on Crime and Criminal Justice from the
Florida Statistical Analysis Center
Summer 1996

DOMESTIC VIOLENCE IN FLORIDA 1994 AND 1995

In 1995, Florida's reported incidents of domestic violence were up from 1994 by 9.4% (131,152). The rate per 100,000 population increased by 7.3%; a rate which produced one victim of domestic violence every four minutes. Table 1 shows the breakdown for the two years. In contrast, Florida's overall violent crime rate decreased almost 6.7% during the same time period.

While domestic violence incidents reported to the police increased substantially from the previous year, more than 80% of the increase occurred in the misdemeanor categories. With the exception of aggravated assault, all felony crimes showed declines. Over the four years that

the Florida Department of Law Enforcement (FDLE) has published domestic violence statistics, felony offenses have decreased as a percentage of the total reported domestic violence incidents—declining from 25.2% to 22.3%. However, since 1992, over one-third of all violent crime, with the exception of robbery, involved an incident of domestic violence.

In 1995, 39.6% of the category offenses were domestic violence related, up from 35.8% in 1992. Table 2 shows the number of total reported offenses and domestic violence related offenses for the two years, and the portion of total offenses which are domestic violence related with the percentage change from 1992 to 1995.

Table 1 - Domestic Violence Totals, 1994 and 1995

Category Offense	1994		1995		1994 to 1995	
	Total Offenses	Rate per 100,000	Total Offenses	Rate per 100,000	% Change Number	% Change Rate
Murder & Manslaughter	240	1.7	209	1.5	-12.9%	-14.6%
Forcible Rape	1,667	12.0	1,465	10.4	-12.1%	-13.8%
Forcible Sodomy	578	4.2	526	3.7	-9.0%	-10.7%
Forcible Fondling	1,190	8.6	1,138	8.0	-4.4%	-6.2%
Aggravated Assault	23,765	171.2	25,817	182.5	8.6%	6.6%
Simple Assault	89,583	645.5	98,628	697.1	10.1%	8.0%
Arson	99	0.71	96	0.68	-3.0%	-4.9%
Threat/Intimidation	2,808	20.2	3,273	23.1	16.6%	14.3%
Total	119,930	864.1	131,152	926.9	9.4%	7.3%

Table 2 - Total Reported and Domestic Violence Offenses, 1992 - 1995.

Offense	1992			1995			DV % of the Total Change
	Total Offenses Reported	Domestic Violence Related	Domestic Violence % of the Total	Total Offenses Reported	Domestic Violence Related	Domestic Violence % of the Total	
Murder	1,191	245	20.6%	1,030	195	18.9%	-8.0%
Manslaughter	72	10	13.9%	55	14	25.5%	83.3%
Forcible Rape	7,280	1,622	22.3%	6,824	1,465	21.5%	-3.6%
Forcible Sodomy	1,740	475	27.3%	1,678	526	31.3%	14.8%
Forcible Fondling	4,409	1,233	28.0%	3,757	1,138	30.3%	8.3%
Aggravated Assault	97,560	23,906	24.5%	94,777	25,817	27.2%	11.2%
Simple Assault	183,877	79,722	43.4%	211,214	98,628	46.7%	7.7%
Arson	3,435	100	2.9%	3,337	96	2.9%	-1.2%
Threat/Intimidation ¹	—	2,136	—	—	3,273	—	—
Total	299,564	107,313	35.8%	322,672	127,879	39.6%	10.6%

1. Threat/Intimidation is not reported as a Part II Mandatory crime. It is not included in the total count.

DOMESTIC VIOLENCE VICTIMS

Women continue to be the victims of domestic violence in much greater numbers than men. In 1995, the victims were female in almost 73% of all cases. In felonies, females were the victims in 63% of the reported incidents; for simple assault it was

76%. Also, in 1995, 39% of all female murder victims were killed during domestic violence incidents compared to 12% of male murder victims (for 1992, the numbers are 36% and 15%, respectively). (All victim data exclude threat/intimidation and arson as victim breakdowns for both offenses are unavailable).

Table 3 - Domestic Violence Victims by Sex, 1994 and 1995

Offense	1994				1995			
	Male	Female	% Male	% Female	Male	Female	% Male	% Female
Murder	112	118	48.7%	51.3%	91	104	46.7%	53.3%
Manslaughter	7	3	70.0%	30.0%	8	6	57.1%	42.9%
Forcible Rape	0	1,667	0.0%	100.0%	0	1,465	0.0%	100.0%
Forcible Sodomy	282	296	48.8%	51.2%	260	266	49.4%	50.6%
Forcible Fondling	171	1,019	14.4%	85.6%	183	955	16.1%	83.9%
Aggravated Assault	9,521	14,244	40.1%	59.9%	10,372	15,445	40.2%	59.8%
Simple Assault	20,778	68,805	23.2%	76.8%	23,800	74,828	24.1%	75.9%
Total	30,871	86,152	26.4%	73.6%	34,714	93,069	27.2%	72.8%

Sadly, children are reported most often as victims of forcible sex offenses in both domestic violence and non-domestic violence related offenses. Overall, those 17 years of age and under were victims in

less than 13% of all domestic violence offenses reported (this age group was estimated to comprise 23% of Florida's population in 1995), and yet they made up the majority of domestic violence related

sex crime victims: 60% of forcible rapes; 85% of all cases of forcible sodomy; and 93% of forcible fondling incidents. In overall domestic violence incidents where victim data is reported, the number of juveniles

increased by almost 2,300 individuals; while their portion of the total decreased from 13.2% in 1992 to 12.8% in 1995. Table 4 gives the victim breakdown by age for 1994 and 1995.

Offense	1994			1995			Juvenile % Change
	Juvenile	Adult	%	Juvenile	Adult	%	
Murder	39	191	17.0%	32	163	16.4%	-21.9%
Manslaughter	3	7	30.0%	4	10	28.6%	25.0%
Forcible Rape	1,018	649	61.1%	882	583	60.2%	-15.4%
Forcible Sodomy	474	104	82.0%	448	78	85.2%	-5.8%
Forcible Fondling	1,105	85	92.9%	1,056	82	92.8%	-4.6%
Aggravated Assault	3,857	19,908	16.2%	4,085	21,732	15.8%	5.6%
Simple Assault	8,981	80,602	10.0%	9,900	88,724	10.0%	9.3%
Total	15,477	101,546	13.2%	16,407	111,372	12.8%	5.7%

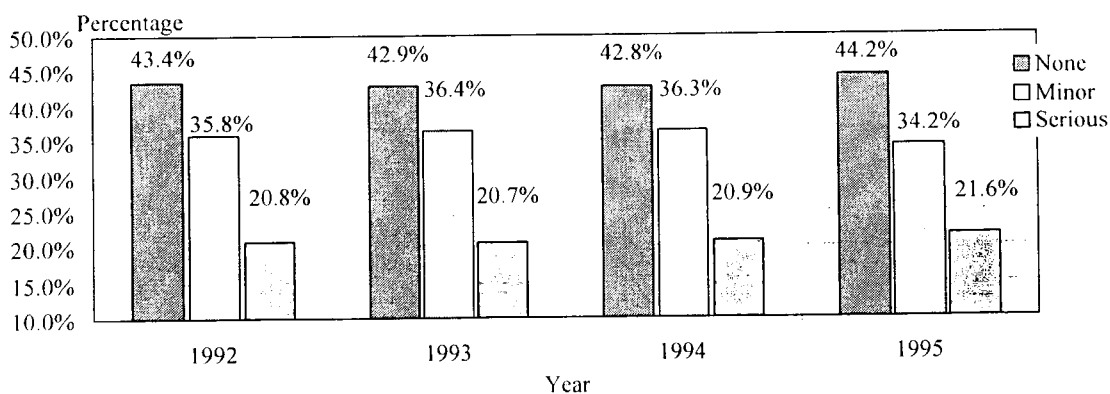
VICTIM INJURIES

For the past four years, over half of all domestic violence related felonies resulted in minor or serious injury. Most of the injuries reported were categorized as "minor." Minor injury was defined by the Florida *UCR Guide Manual* as having involved "physical contact and caused minor bruises or contusions such as a black eye, bloody nose, etc..." Overall, physical injury to victims declined slightly for the four-year period (technically, murder and manslaughter are classed as

fatal injuries—they have been combined with the serious injury category to simplify the chart). Chart 1 provides this victim injury data.

Simple Assaults are not included in Chart 1. The number of domestic violence related simple assaults has climbed from 79,722 in 1992, to 98,628 in 1995; an increase of almost 24%. Most simple assaults do involve physical injury. From 1992 to 1995, the percentage of these offenses involving minor injuries ranged from 65% to 59%.

Chart 1 - Degree of Victim Injury in All Domestic Violence Felonies, 1992 - 1995.



FIREARM USE IN DOMESTIC VIOLENCE

In 1995, over 65% of the murders committed during an incidence of domestic violence involved use of a firearm.

However, for the four-year period, firearms were slightly less likely to be used in domestic violence murders than in non-domestic violence murders: 63% to 67%, respectively. In 1995, firearms were used in less than three percent of all domestic violence crimes compared with more than ten percent of non-domestic violence related

incidents in the same categories. Table 5 gives the breakdown for 1995.

Since July 1994, the Florida Department of Law Enforcement has maintained a domestic violence injunction database. This database currently contains 38,724 records. When an individual against whom an injunction has been filed and entered into the database attempts to purchase a firearm in the state, he or she will have the request denied during the background check conducted by the FDLE's Firearm Purchase Program.

Table 5 - Use of Firearm in Domestic Violence and Non-Domestic Violence Related Offenses, 1995

Offense	Domestic Violence				Non-Domestic Violence			
	Total Offenses	Handgun	Other Firearm	Firearm % of Total	Total Offenses	Handgun	Other Firearm	Firearm % of Total
Murder	195	90	37	65.1%	835	370	190	67.1%
Manslaughter ¹	14	6	1	50.0%	55	—	—	—
Forcible Rape	1,465	20	7	1.8%	5,359	258	40	5.6%
Forcible Sodomy	526	4	1	1.0%	1,152	28	9	3.2%
Forcible Fondling	1,138	1	0	0.1%	2,619	16	1	0.6%
Aggravated Assault	25,817	2,202	957	12.2%	68,960	13,499	5,285	27.2%
Simple Assault	98,628	—	—	—	112,586	—	—	—
Arson	96	—	—	—	3,241	—	—	—
Threat/Intimidation	3,273	—	—	—	—	—	—	—
Total ²	127,879	2,323	1,003	2.6%	194,807	14,171	5,525	10.1%

1. Data for non-domestic manslaughter are incomplete. 2. Threat/Intimidation is not reported as a Part II Mandatory crime. It is not included in the total count.

FAMILY RELATED MURDERS

While figures on domestic violence crimes were not specifically reported prior to 1992, information on family related murders has been collected by the FDLE since 1971. This information provides a historical perspective on domestic violence in Florida. Table 6 presents family-related murder over the past two decades.

Two of the three categories of family related murders show sharp drops in the twenty-one

year period covered by Table 6. The third category, children as victims, increased by 52%, but declined in rate per 100,000 population: from 0.25 in 1975 to 0.23 in 1995 (in 1988 the category "Spouse kills Spouse" was changed to "Spouse kills Spouse/Ex-Spouse" and the category "Parent kills Child" was changed to "Parent kills Child/Step-Child"). This decrease in family murders occurred over a period when Florida's population grew by 67%.

Victim	Y E A R					% Change 1975-1995
	1975	1980	1985	1990	1995	
Spouse	186	114	100	77	74	-60.2%
Child	21	20	25	24	32	52.4%
Other Family Member	55	56	40	50	29	-47.3%
Total Family Murders	262	190	165	151	135	-48.5%
Total Murders	1,132	1,387	1,297	1,387	1,030	-9.0%
Family Murders as % of Total	23.1%	13.7%	12.7%	10.9%	13.1%	-43.4%

BACKGROUND

For the fourth consecutive year—as mandated by Section 943.1702, Florida Statutes—the Florida Department of Law Enforcement compiled data on the incidence of domestic violence in the state. The May 1995 edition of *SAC Notes* presented the findings of the first two years. This edition presents the 1994 and 1995 domestic violence picture and, for further insight, looks at family related homicides from 1975.


In Florida, domestic violence is defined as any “assault, aggravated assault, battery, aggravated battery, sexual assault, sexual battery, stalking, aggravated stalking, or any criminal offense resulting in physical injury or

death of one family or household member by another who is or was residing in the same single dwelling unit”; which, with the exception of robbery, includes all violent crimes. Further, “persons who have a child in common regardless of whether they have been married or have resided together at any time” are also covered by the domestic violence law.

The reports by criminal justice agencies on domestic violence related offenses are summarized by the Florida Department of Law Enforcement into seven categories: murder, manslaughter, forcible sex offenses, aggravated assault, arson, simple assault and threat/intimidation. All figures used in this report are taken from Crime in Florida for the years indicated. Σ



Florida Statistical Analysis Center
Sue Burton, Director
Cindy Durrett, Planning Manager
Mickey Finn, Research Specialist
Michelle Dean, Assistant



Housed in, and staffed by, the Florida
Department of Law Enforcement

This publication was funded in part by BJS Grant 93-BJ-CX-K0004.

Florida Statistical Analysis Center
Florida Department of Law Enforcement
P.O. Box 1489
Tallahassee, FL 32302

BULK RATE
U.S. POSTAGE
PAID
TALLAHASSEE, FL
PERMIT NO. 768