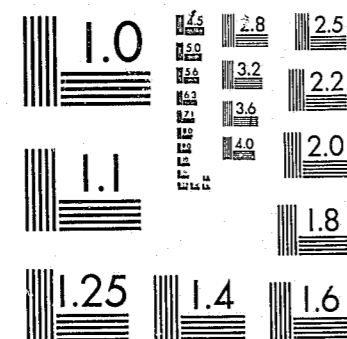


National Criminal Justice Reference Service

ncjrs

This microfiche was produced from documents received for inclusion in the NCJRS data base. Since NCJRS cannot exercise control over the physical condition of the documents submitted, the individual frame quality will vary. The resolution chart on this frame may be used to evaluate the document quality.



MICROCOPY RESOLUTION TEST CHART
NATIONAL BUREAU OF STANDARDS-1963-A

Microfilming procedures used to create this fiche comply with the standards set forth in 41CFR 101-11.504.


Points of view or opinions stated in this document are those of the author(s) and do not represent the official position or policies of the U. S. Department of Justice.

National Institute of Justice
United States Department of Justice
Washington, D. C. 20531

DATE FILMED

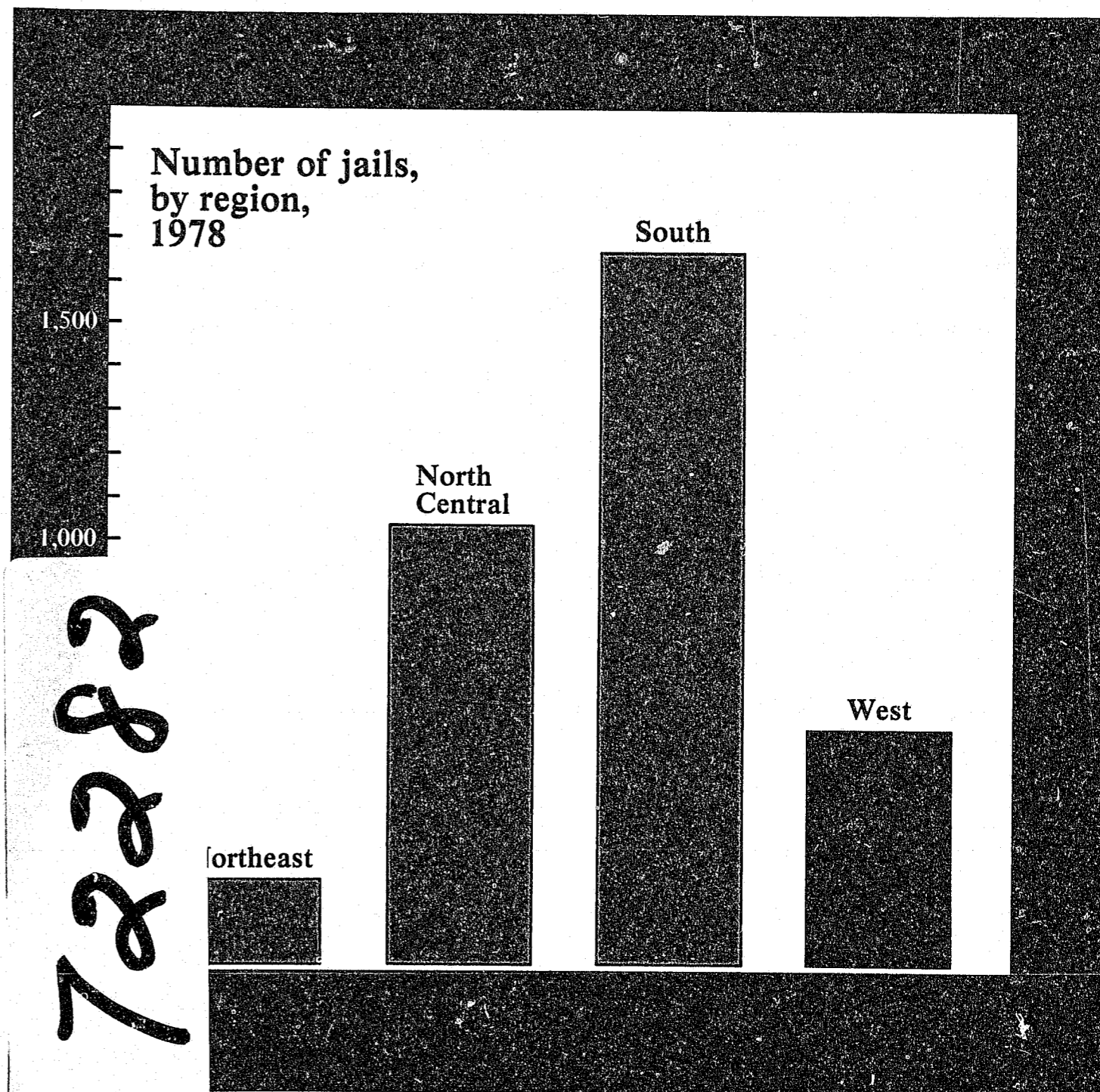
2-8-82

U.S. Department of Justice
Bureau of Justice Statistics



Census of Jails, 1978

Vol. IV. Data for Individual Jails in the West



72282

Bureau of Justice Statistics Reports

Single copies are available at no charge from the National Criminal Justice Reference Service, Box 6000, Rockville, Md. 20850. Multiple copies are for sale by the Superintendent of Documents, U.S. Government Printing Office, Washington, D.C. 20402.

National Crime Survey:

Criminal Victimization in the United States (annual):

Summary Findings of 1978-79 Changes in Crime and of Trends Since 1973, NCJ-62993

A Description of Trends from 1973 to 1978, NCJ-66716

1978 (final report), NCJ-66480

1977, NCJ-58725

1976, NCJ-49543

1975, NCJ-44593

1974, NCJ-39467

*1973, NCJ-34732

The Cost of Negligence: Losses from Preventable Household Burglaries, NCJ-53527

The Hispanic Victim: Advance Report, NCJ-67706

Intimate Victims: A Study of Violence Among Friends and Relatives, NCJ-62319

Crime and Seasonality, NCJ-64818

Criminal Victimization of New York State Residents, 1974-77, NCJ-66481

Criminal Victimization of California Residents, 1974-77, NCJ-70944

Indicators of Crime and Criminal Justice: Quantitative Studies, NCJ-62349

Criminal Victimization Surveys in 13 American Cities (summary report, 1 vol.), NCJ-18471

Boston, NCJ-34818

Buffalo, NCJ-34820

Cincinnati, NCJ-34819

Houston, NCJ-34821

Miami, NCJ-34822

Milwaukee, NCJ-34823

Minneapolis, NCJ-34824

New Orleans, NCJ-34825

Oakland, NCJ-34826

Pittsburgh, NCJ-34827

San Diego, NCJ-34828

San Francisco, NCJ-34829

***Washington, D.C.,** NCJ-34830

Public Attitudes About Crime (13 vols.):

Boston, NCJ-46235

Buffalo, NCJ-46236

Cincinnati, NCJ-46237

Houston, NCJ-46238

Miami, NCJ-46239

Milwaukee, NCJ-46240

***Minneapolis,** NCJ-46241

New Orleans, NCJ-46242

Oakland, NCJ-46243

Pittsburgh, NCJ-46244

San Diego, NCJ-46245

San Francisco, NCJ-46246

Washington, D.C., NCJ-46247

***Criminal Victimization Surveys in Chicago, Detroit, Los Angeles, New York, and Philadelphia:** A Comparison of 1972 and 1974 Findings, NCJ-36360

Criminal Victimization Surveys in Eight American Cities: A Comparison of 1971/72 and 1974/75 Findings—National Crime Surveys in Atlanta, Baltimore, Cleveland, Dallas, Denver, Newark, Portland, and St. Louis, NCJ-36361

***Criminal Victimization Surveys in the Nation's Five Largest Cities:** National Crime Panel Surveys in Chicago, Detroit, Los Angeles, New York, and Philadelphia, 1972, NCJ-16909

***Crimes and Victims:** A Report on the Dayton/San Jose Pilot Survey of Victimization, NCJ-013314

Applications of the National Crime Survey Victimization and Attitude Data:

Public Opinion About Crime: The Attitudes of Victims and Nonvictims in Selected Cities, NCJ-41336

Local Victim Surveys: A Review of the Issues, NCJ-39973

***The Police and Public Opinion:** An Analysis of Victimization and Attitude Data from 13 American Cities, NCJ-42018

An Introduction to the National Crime Survey, NCJ-43732

Compensating Victims of Violent Crime: Potential Costs and Coverage of a National Program, NCJ-43387

Rape Victimization in 26 American Cities, NCJ-55878

Crime Against Persons in Urban, Suburban, and Rural Areas: A Comparative Analysis of Victimization Rates, NCJ-53551

Criminal Victimization in Urban Schools, NCJ-56396

Restitution to Victims of Personal and Household Crimes, NCJ-72770

Myths and Realities About Crime: A

Nontechnical Presentation of Selected Information from the National Prisoner Statistics Program and the National Crime Survey, NCJ-46249

National Prisoner Statistics:

Capital Punishment (annual):

1979, NCJ-70945

Prisoners in State and Federal Institutions on December 31:

1979, NCJ-73719

***Census of State Correctional Facilities, 1974** advance report, NCJ-25642

Profile of State Prison Inmates:

Sociodemographic Findings from the 1974 Survey of Inmates of State Correctional Facilities, NCJ-58257

***Census of Prisoners in State Correctional Facilities, 1973,** NCJ-34729

Census of Jails and Survey of Jail Inmates, 1978, preliminary report, NCJ-55172

Profile of Inmates of Local Jails: Sociodemographic Findings from the 1978 Survey of Inmates of Local Jails, NCJ-65412

***The Nation's Jails:** A report on the census of jails from the 1972 Survey of Inmates of Local Jails, NCJ-19067

Uniform Parole Reports:

Parole in the United States (annual):

1979, NCJ-69562

1978, NCJ-58722

1976 and 1977, NCJ-49702

A National Survey of Parole-Related Legislation Enacted During the 1979

Legislative Session, NCJ-64218

Characteristics of the Parole Population, 1978, NCJ-66479

Children in Custody: Juvenile Detention and

Correctional Facility Census

1977 advance report:

Census of Public Juvenile Facilities,

NCJ-60967

Census of Private Juvenile Facilities,

NCJ-60968

1975 (final report), NCJ-58139

1974, NCJ-57946

1973, NCJ-44777

*1971, NCJ-13403

State and Local Probation and Parole Systems,

NCJ-41335

State and Local Prosecution and Civil Attorney Systems, NCJ-41334

National Survey of Court Organization:

1977 Supplement to State Judicial Systems, NCJ-40022

*1975 Supplement to State Judicial Systems, NCJ-29433

1971 (full report), NCJ-11427

State Court Model Statistical Dictionary, NCJ-62320

State Court Caseload Statistics:

The State of the Art, NCJ-46934

Annual Report, 1975, NCJ-51885

Annual Report, 1976, NCJ-56599

A Cross-City Comparison of Felony Case Processing, NCJ-55171

Trends in Expenditure and Employment Data for the Criminal Justice System, 1971-77 (annual), NCJ-57463

Expenditure and Employment Data for the Criminal Justice System (annual)

1979 advance report, NCJ-73288

1978 Summary Report, NCJ-66483

1978 final report, NCJ-66482

1977 final report, NCJ-53206

Justice Agencies in the U.S.:

Summary Report of the National Justice Agency List, NCJ-65560

Dictionary of Criminal Justice Data Terminology:

Terms and Definitions Proposed for Interstate and National Data Collection and Exchange, NCJ-36747

Utilization of Criminal Justice Statistics Project:

Sourcebook of Criminal Justice Statistics 1980 (annual), NCJ-71096

***Offender-Based Transaction Statistics:** New Directions in Data Collection and Reporting, NCJ-29645

Sentencing of California Felony Offenders, NCJ-29646

Crime-Specific Analysis:

***The Characteristics of Burglary Incidents,** NCJ-42093

An Empirical Examination of Burglary Offender Characteristics, NCJ-43131

***An Empirical Examination of Burglary Offenders and Offense Characteristics,** NCJ-42476

Sources of National Criminal Justice

Statistics: An Annotated Bibliography,

NCJ-45006

Federal Criminal Sentencing: Perspectives of Analysis and a Design for Research, NCJ-33683

Variations in Federal Criminal Sentences: A Statistical Assessment at the National Level, NCJ-33684

Federal Sentencing Patterns: A Study of Geographical Variations, NCJ-33685

Predicting Sentences in Federal Courts: The Feasibility of a National Sentencing Policy, NCJ-33686

U.S. Department of Justice

Bureau of Justice Statistics



Census of Jails, 1978

Vol. IV. Data for Individual Jails in the West

Alaska

Arizona

California

Colorado

Hawaii

Idaho

Montana

Nevada

New Mexico

Oregon

Utah

Washington

Wyoming

NCJ-72282

August 1981

72282

U.S. Department of Justice
National Institute of Justice

This document has been reproduced exactly as received from the person or organization originating it. Points of view or opinions stated in this document are those of the authors and do not necessarily represent the official position or policies of the National Institute of Justice.

Permission to reproduce this ~~document~~ material has been granted by

Public Domain
Bureau of Justice Statistics

to the National Criminal Justice Reference Service (NCJRS).

Further reproduction outside of the NCJRS system requires permission of the copyright owner.

*out of stock but available on interlibrary loan

U.S. Department of Justice
Bureau of Justice Statistics

Benjamin H. Renshaw III
Acting Director

Charles R. Kindermann, Ph.D.
Acting Director
Statistics Division

Acknowledgements. This report was prepared for the Bureau of Justice Statistics by the Bureau of the Census, Governments Division, under the direction of Sherman Landau, Chief. In the Bureau of Justice Statistics, project direction was provided by Carol B. Kalish and editorial supervision by Marilyn Marbrook.

In the Bureau of the Census, Governments Division, general supervision was provided by Alan R. Jones and Diana M. Cull. David A. Schaitberger directed the survey. Significant contributions were made by Bernice J. Brigham, Marjorie P. Brooks, Pamela H. Butler, Pauline E. Fain, Martha S. Haselbush, Laverne N. Hicks, Helen M. Kneeland, Maurice Lucchesi, Charlene M. Sebold, and Joyce M. Stanford. Preparation of publication copy was supervised by Corrine W. Davis. In the Data Preparation Division, general coordination was provided by Mary Helen Isaacs.

The Bureau of the Census is indebted to the many local government officials who provided the information and gave other assistance for the preparation of this report.

Suggested citation

U.S. Department of Justice,
Bureau of Justice Statistics,
Census of Jails, 1978:
Vol. IV. Data for Individual Jails
in the West,
U.S. Government Printing Office,
Washington, D.C., 1981.

Contents

Selected findings, 1	Data tables by county and by local jail within county, 1978:
Introduction, 2	1. Inmate data, 8
Organization of this report, 2	2. Institutional data, 38
Historical development, 2	3. Employment data, 68
1970 jail census, 2	4. Medical services, 98
1972 jail census, 2	5. Institutional programs, 128
1978 jail census, 2	6. Inmates held for other authorities on February 15, 1978, 143
Jails in the West, 2	7. Institutional services, 158
Number of jail inmates, 3	8. Inmate mortality, 170
Bed capacity, 3	
Number of beds by size of unit, 3	Appendixes
Jail employment, 3	A. Future jails: jails closed for renovation on February 15, 1978, that will reopen before December 31, 1982, 193
Health assessments, 4	B. Future jails: jails closed on February 15, 1978, that have definite plans to build or acquire new jails before December 31, 1982, 195
Inmates held because of overcrowding, 4	C. Questionnaires, 197
Survey methodology, 4	
Availability of data, 5	
Text tables	
A. Number of jails by average daily inmate population, 1978, 2	
B. Number of jail inmates on February 15, 1978, by sex and legal status (adult or juvenile), 3	
C. Number of beds in 1978 and 1980 and net change in bed capacity, 3	
D. Number of beds in general purpose confinement units in all jails, by design capacity of unit, 1978, 3	
E. Number of jail employees by occupation category, 1978, 3	
F. Number of jails with inmate-health-assessment program, 1978, 4	
G. Number of jail inmates held on February 15, 1978, because of overcrowding at other facilities, 4	

Selected findings

Thirteen percent of all locally administered jails in the U.S. are in the West (table A).

Jails in the West held 24 percent of the Nation's total jail population on February 15, 1978 (table B).

Jail capacity in the West was 23 percent of the total in the Nation and was expected to increase 7 percent between 1978 and 1980 (table C).

Over one-third (36 percent) of the beds in general-purpose confinement units are in dormitory rooms designed for 16 or more inmates (table D).

The ratio of inmates to total employees (full-time and part-time) in this region was 2.9 to 1; the ratio of inmates to custodial personnel was 5.8 to 1 (table E).

Seventy percent of the jails in the West reported giving inmates a health interview or screening upon admission (table F).

Introduction

This report presents data from the 1978 National Jail Census for the jails in the West region. It is one in a series of four reports on local jails. The other three reports are for the Northeast, North Central, and South regions.

The 1978 National Jail Census and the companion Survey of Inmates of Local Jails were conducted for the Bureau of Justice Statistics by the Bureau of the Census. Summary results of these two surveys were published in a preliminary report released in February 1979. Additional data from the 1978 National Jail Census will be published in subsequent reports. Data from the 1978 Survey of Jail Inmates is presented in the report *Profile of Jail Inmates*.

Organization of this report

This report is designed as a ready reference for data for individual local jails in the U.S. during 1978, specifically the West region. The text begins with an overview of the 1978 National Jail Census and the Survey of Inmates of Local Jails and their historical development.

The general overview is followed by a summary of findings of all local jails in the Nation, highlighting findings for the jails in the West region. The methodology section documents the survey coverage, survey period, data collection, data limitations, and definitions. In addition, information on how to obtain the local jail listing is included.

The final section is comprised of eight tables presenting facility characteristics data for each of the individual jails in the West region:

- Table 1 presents data on the jail's retention authority, the average inmate population, and the number of inmates on February 15, 1978, by detention status;
- Table 2, the design/rated capacity, the number and average floor space of various size confinement units, and age of jail and planned changes by 1982;
- Table 3, the number of jail employees by occupation category and full-time or part-time status;
- Table 4, medical services;
- Table 5, work-release and weekend sentence programs;
- Table 6, the number of inmates held for other authorities;
- Table 7, drug- and alcohol-related services for the 149 jails with an average daily population of 50 or more inmates; and
- Table 8 lists the jails reporting inmate deaths during calendar year 1977, the number of inmates who died, and the cause of death.

Appendix A provides a listing of each of the jails that were closed for renovation on the census reference day (February 15, 1978) that were scheduled to reopen before December 31, 1982. Appendix B contains a listing of each of the jails that were closed on February 15, 1978, that have definite plans to build or acquire a new jail before December 31,

1982. Appendix C exhibits the two questionnaires used in the 1978 National Jail Census.

Historical development

1970 Jail Census

The first National Jail Census was conducted in the Spring of 1970 for the Statistics Division (now the Bureau of Justice Statistics) of the Law Enforcement Assistance Administration by the Bureau of the Census. The census identified 4,037 locally administered jails in the United States with a retention authority of 48 hours or more. The jail population on the census reference date (March 15, 1970) was 160,863.

Information was also obtained for all jails on the composition of the inmate population by type of retention, by sex and by whether adult or juvenile; design capacity; retention authority; age of institution; and employment and expenditure data. Additional information for all county jails and jails in cities of 25,000 population or greater was collected on the age of the cells and the presence of recreational, educational, medical, and visiting facilities.

The results of the census were published in *1970 National Jail Census*, which presented summary data for the United States and State-by-State totals and *Local Jails: A Report Presenting Data for Individual County and City Jails from the 1970 National Jail Census**, which presented inmate, institutional, and expenditure and employment data for each of the jails canvassed.

1972 Jail Census

Another jail census in 1972 was conducted in conjunction with the first survey of jail inmates. The 1972 census obtained additional information on the types and characteristics of jail employees; the availability of medical facilities, recreational facilities, federally funded manpower and training programs, and various counseling and treatment programs; and the extent of participation in work-release, weekend sentence, and pre-trial intervention programs. The facility data from the 1972 census were published in *The Nation's Jails**, and the inmate data in *Survey of Jail Inmates, 1972: Advance Report**.

*Out of print

Table A. Number of jails by average daily population, 1978

Region	Number of jails	Average daily population		
		0-20 inmates	21-249 inmates	250 or more
United States	3,493	2,277	1,086	130
West	566	347	181	38
Northeast	207	60	124	23
North Central	1,042	819	203	20
South	1,678	1,051	578	49

1978 Jail Census

The 1970 and 1972 efforts laid a strong foundation for the 1978 National Jail Census and its companion Survey of Inmates of Local Jails. In addition to updating the basic facility data collected in 1970 and 1972, the 1978 census obtained for the first time detailed data on the confinement units in the Nation's jails. For each jail, information was collected on the number of cells, rooms, dormitories or other units where inmates spend the night, reported by design size (designed for 1, 2, 3 to 4, or 5 or more inmates); the average floor space of one unit of each size; and the total number of inmates assigned to all units of each size on the census day. These data were collected in response to a congressional mandate for an assessment of the Nation's correctional system. Similar data were obtained for State prisons and community facilities during the 1979 Census of State Correctional Facilities, also conducted by the Bureau of the Census for the Bureau of Justice Statistics. Together, these two data sets provide for the first time a comprehensive inventory of confinement space in the Nation's State and local adult correctional facilities.

The 1978 census also obtained considerable information on the availability of medical facilities and services, including admission health screenings, admission physical examinations, medical facilities and medical personnel within the jail, number of inmates receiving prescription medication, and number of inmate deaths during calendar year 1977 by cause of death.

Jails in the West

The West ranks third among the four regions in the number of jails, having only one-third as many as the South, and half as many as the North Central region (Table A). The 566 jails in the 13 States of the West constitute only 16 percent of all jails in the country. One State in this region (Hawaii) has no locally operated jails; an integrated jail-prison system is operated by the State. Alaska, which also operates an integrated jail-prison system, had, in addition, six locally operated jails. Over 60 percent of the jails in the West had an average daily population of 20 or fewer inmates.

Table B. Number of jail inmates on February 15, 1978, by sex and legal status (adult or juvenile)

Region	All inmates			Adults			Juveniles		
	Total	Male	Female	Total	Male	Female	Total	Male	Female
United States	158,394	148,839	9,555	156,783	147,506	9,277	1,611	1,333	278
West	38,270	35,121	3,149	37,942	34,846	3,096	328	275	53
Northeast	24,228	23,039	1,189	24,129	22,984	1,145	99	55	44
North Central	28,452	26,687	1,765	27,937	26,256	1,681	515	431	84
South	67,444	63,992	3,452	66,775	63,420	3,355	669	572	97

Number of jail inmates in the West

Jails in the West held 24 percent of the total jail population on February 15, 1978—the second largest percentage of all four regions (Table B). As in the other three regions the jail population was predominantly adult male (91 percent); however, the West had the largest proportion of adult female inmates (8 percent). Juveniles made up only 1 percent of the total.

Bed capacity

Jails in the West had 23 percent of the total jail bed capacity. Over 60 percent of the capacity for this region is in California. The West reported an anticipated net increase of 7 percent in the number of beds between 1978 and 1980 (Table C), and California accounted for more than 60 percent of the increase.

Number of beds by size of unit

Over one-third (36 percent) of the beds in general-purpose confinement units in the West are in units designed for 16 or more inmates (Table D). This is the largest percentage of all regions. Conversely, the West has the smallest proportion of its beds in the one-inmate category—only 9 percent.

Jail employment

The West had 19 percent of the jail employees compared with 24 percent of the jail population (Table E). The ratio of inmates to total employees (full-time and part-time) in the West was 2.9, and the ratio of inmates to custodial personnel was 5.8—the highest of all the regions. As in the North Central and Southern regions, the West had a large proportion of part-time administrators (sheriffs and deputies who perform law enforcement or judicial duties in addition to serving in the jail).

Table C. Number of beds in 1978 and 1980 and net change in bed capacity

Region	Number of beds*		
	1978	1980	Net change 1978-1980
United States	247,342	261,166	+13,824
West	56,507	60,625	+4,118
Northeast	31,939	31,728	-211
North Central	50,321	54,259	+3,938
South	108,575	114,554	+5,979

*Includes beds in both general-purpose confinement units and special-purpose confinement units with beds, e.g., infirmary, trustee cells, isolation cells, etc.

Table D. Number of beds in general purpose confinement units* in all jails, by design capacity of unit, 1978

Region	Total	1-inmate units	2-inmate units	3-4 inmate units	5-15-inmate units	16-inmate units or (+)
United States	233,893	48,452	35,290	43,433	51,256	55,462
West	52,431	4,941	7,210	8,353	12,928	18,999
Northeast	30,762	20,164	3,728	1,207	1,252	4,411
North Central	47,730	10,637	11,160	8,593	10,151	7,189
South	102,970	12,710	13,192	25,280	26,925	24,863

*Excludes beds in special-purpose confinement units e.g., infirmary, trustee cells, isolation cells, etc.

Table E. Number of jail employees by occupation category, 1978

Occupation category	United States	West	Northeast	North Central	South
Total	70,517	13,090	13,765	17,885	25,777
Full-time	48,055	9,354	11,766	9,917	17,018
Part-time	22,462	3,736	1,999	7,968	8,759
Administrative	17,333	3,203	1,126	5,529	7,475
Full-time	5,276	1,228	844	1,026	2,178
Part-time	12,057	1,975	282	4,503	5,297
Custodial	37,357	6,580	9,306	8,401	13,070
Full-time	32,537	5,902	8,587	6,613	11,435
Part-time	4,820	678	719	1,788	1,635
Clerical and maintenance	9,296	1,913	1,500	2,619	3,264
Full-time	6,842	1,452	1,362	1,612	2,416
Part-time	2,454	461	138	1,007	848
Service	5,757	1,287	1,589	1,184	1,697
Full-time	3,062	711	880	610	861
Part-time	2,695	576	709	574	836
Other	774	107	244	152	271
Full-time	338	61	93	56	128
Part-time	436	46	151	96	143

Health assessment for jail admissions

Seventy percent of the jails in the West reported giving inmates a health interview or screening upon admission (Table F). This was consistent with the percentages reported in the North Central region and South but below that reported in the Northeast. Only 1 percent of the jails in the West reported administering a medical physical examination as part of the admission procedure.

Inmates held because of overcrowding

A small portion of the jail population in the West (2 percent) consisted of inmates held because of overcrowding elsewhere (Table G). A majority of these (53 percent) were being held for other local jurisdictions.

Jail census methodology: Sources and limitations of the data

Coverage

The 1978 National Jail Census covered all locally administered jails in the Nation. In this census, a jail was defined as a confinement facility intended for adults but sometimes holding juveniles that holds persons detained pending adjudication and/or persons committed after adjudication, usually for sentences of a year or less. Specifically excluded from the census were drunk tanks, lock-ups, and similar "holding facilities" that do not hold persons after they have been formally charged. State-operated jail systems in Connecticut, Delaware, Hawaii, Rhode Island, and Vermont were also excluded, as were juvenile institutions, community-based prerelease facilities (halfway houses, work-release or study-release facilities, etc.), hospitals for the criminally insane, treatment facilities for drug-addicts and/or alcoholics, and jails located in United States territories.

The mailing list used for the census was derived from the National Justice Agency List, which is maintained by the Census Bureau for the Bureau of Justice Statistics. This list was reviewed against the following sources:

- The 1978 edition of *American Correctional Association Directory of Juvenile and Adult Correctional Departments, Institutions, Agencies and Paroling Authorities*, and
- The 1978 State Comprehensive Law Enforcement Plans prepared by each State for the Law Enforcement Assistance Administration.

Survey period

This report reflects jails operating on February 15, 1978. Information on inmate deaths is for calendar 1977.

Table F. Number of jails with inmate-health-assessment program, 1978

Region	All jails	Jails with health-assessment		
		Total	Screening only	Screening and examination
United States	3,493	2,261	2,068	193
West	566	397	390	7
Northeast	207	173	85	87
North Central	1,042	683	642	41
South	1,678	1,008	950	58

Table G. Number of jail inmates held on February 15, 1978, because of overcrowding at other facilities

Region	All inmates	Inmates held because of overcrowding elsewhere			
		Total	Federal	State	Local
United States	156,783	9,944	703	7,760	1,481
West	37,942	589	93	182	314
Northeast	24,129	673	66	496	111
North Central	27,937	725	59	77	589
South	66,775	7,957	485	7,005	467

Data collection

The census was conducted by mail, with an initial mailout of 3,761 questionnaires in February 1978. (The final universe of 3,493 was reached after eliminating facilities that were not in operation on the census reference day or did not meet the criteria for a jail.) Two survey questionnaires were used—a CJ-3 form sent to 651 jails with an average daily inmate population of 50 or more and a CJ-4 form sent to 3,110 jails with an average daily inmate population of less than 50. (The average daily population figure was based on the 1977 Directory Survey of Law Enforcement Agencies and Jails). Nonrespondent jails were sent second mail requests and then mailgrams. Telephone contact was made if necessary. A response rate of 99 percent was achieved. The mail questionnaires used in the census are exhibited in the appendix.

Telephone followup procedures were also used to clarify inadequate and inconsistent census returns.

Limitations

Because a complete census was conducted of all local jails meeting the selection criteria, the data are not subject to sampling error. The data are subject to response error, however. Such error was kept to a minimum through quality control checks. In this regard, it should be noted that for any items on the census questionnaire unobtainable from available records, reasonable estimates were requested.

The data reported in this publication do not reflect changes that have taken place since February 1978.

All data reflect State-by-State variation in legal codes and procedures, governing a jail's retention authority, and facility-by-facility variation in inmate classification and housing practices. Thus caution is required when making comparisons.

Definitions

Local jail. A confinement facility administered by a unit of local government (county or city) intended for adults but sometimes holding juveniles that holds persons detained pending adjudication and/or persons committed after adjudication, usually for sentences of a year or less. Temporary holding facilities ("lock-ups") that do not hold persons after they have been formally charged in court (usually within 48 hours of arrest) are excluded.

Adult. A person who is within the original jurisdiction of a criminal, rather than a juvenile, court because his or her age at the time of an alleged criminal act was above a statutorily specified limit.

Juvenile. A person subject to the exercise of juvenile court jurisdiction for purposes of adjudication and treatment based on age and offense limitations as defined by State law. Persons above the statutory age limit for juveniles who are being held under special "youth statutes," e.g., "youthful offenders" in California, "adolescents" or "minors" in New York, etc. are classified as adults.

Confinement unit. Any cell, room, dormitory, or other unit where inmates spend the night. Confinement units are further categorized as:

- **General purpose units.** Units intended to house the general inmate population.

- **Special purpose units.** Units intended to meet specialized housing needs, e.g., an infirmary, trustee cells, isolation cells, etc. Special purpose units can include both units with beds and those without beds, e.g., "drunk tanks," "bull-pens," etc.

Bed capacity. The number of beds in a jail calculated by multiplying the number of confinement units of each design size (e.g., 1, 2, 3, 4, or 5 or more persons) by its design size and summing the results for all size categories. Includes beds in general purpose units and special purpose units with beds.

Jail employees. All payroll and nonpayroll personnel who work at a jail full-time or part-time.

- **Full-time personnel.** Personnel who work full-time at the jail.

- **Part-time personnel.** Personnel who work part-time at the jail including full-time employees who perform other duties in addition to those at the jail. Jail employees are further categorized as:

- **Administrative.** Chief jailer (or sheriff or chief of police), deputies, and/or assistants who work at the jail in an administrative capacity.

- **Custodial officers.** Guards, jailers, etc. who supervise the inmate population.

- **Clerical and maintenance personnel.** Typists, secretaries, janitors, cooks, groundkeepers, etc.

- **Service personnel.** Teachers, social workers, counselors, psychologists, doctors, and other medical personnel, etc. who provide professional services to the inmates.

- **Other.** Personnel who can not be classified as one of the above.

- **Health interview/screening.** An initial assessment of an inmate's health from observation and medically related questions, made at the time of admission.

- **Medical physical examination.** A health assessment based on medical tests such as

taking blood pressure, blood or urine samples, chest x-ray, eye and ear examination, etc.

Availability of data

Copies of *Profile of Jail Inmates 1978* are available from the National Criminal Justice Reference Service, Box 6000, Rockville, Maryland 20850.

Data tapes for the 1978 jail census and survey of inmates are available for public use through the Criminal Justice Archive and Informational Network maintained for the Bureau of Justice Statistics. Information regarding the Archive and its procedures can be obtained by writing the Criminal Justice Archive and Informational Network, P.O. Box 1248, Ann Arbor, Michigan 48106 or by calling area code 313/763-3485.

A name and address listing of local jails can be obtained on magnetic tape, microfilm, computer printout or mailing labels. For details, contact the Bureau of Justice Statistics, U.S. Department of Justice, Washington, D.C. 20531.

Tables

Preceding page blank

Table 1. Inmate data, by county, by local jail within county

Name of county	Name of jail	Normal maximum sentence possible by law*	Types of persons confined (Y=Yes, N=No)			Average 1-day inmate population							
			Adult male	Adult female	Juvenile	Weekday				Weekend			
						Total	Adult male	Adult female	Juvenile	Total	Adult male	Adult female	Juvenile
ALASKA (6 JAILS)													
KETCHIKAN-GATEWAY BOROUGH	SITKA CITY-BOROUGH JAIL. . .	90 DAYS	Y	Y	Y	7	6	1	-	13	7	2	4
KENAI PENINSULA BOROUGH	SEWARD CITY JAIL	1 MONTH	Y	Y	Y	3	1	1	1	7	3	1	3
KODIAK ISLAND BOROUGH	KODIAK CITY JAIL	90 DAYS	Y	Y	Y	7	6	1	-	10	8	1	1
NONBOROUGH	BETHEL CITY JAIL	30 DAYS	Y	Y	Y	14	13	-	1	15	13	1	1
	CORDOVA CITY JAIL.	30 DAYS	Y	Y	N	1	1	-	-	1	1	-	-
	KOTZEBUE CITY JAIL	1 YEAR	Y	Y	Y	5	4	-	1	7	5	1	1
STATE TOTAL			Y 6 N 0	Y 6 N 0	Y 5 N 1	37	31	3	3	53	37	6	10

See footnotes at end of table.

Table 1. Inmate data, by county, by local jail within county—Continued

Name of county	Name of jail	Number of inmates on February 15, 1978 by detention status							
		Total	Not yet arraigned	Arraigned and awaiting trial	Awaiting sentence	Serving sentence of 1 year or less	Serving sentence of more than one year	Being held on probation and parole violation charges	Other
ALASKA (6 JAILS)									
KETCHIKAN-GATEWAY BOROUGH	SITKA CITY-BOROUGH JAIL. . .	7	-	5	-	1	-	1	-
KENAI PENINSULA BOROUGH	SEWARD CITY JAIL	2	-	-	-	1	-	-	1
KODIAK ISLAND BOROUGH	KODIAK CITY JAIL	8	2	2	-	4	-	-	-
NONBOROUGH	BETHEL CITY JAIL	17	2	5	1	8	-	-	1
	CORDOVA CITY JAIL.	2	-	1	-	1	-	-	-
	KOTZEBUE CITY JAIL	7	2	2	-	2	-	1	-
STATE TOTAL		43	6	15	1	17	-	2	2

Table 1. Inmate data, by county, by local jail within county—Continued

Name of county	Name of jail	Normal maximum sentence possible by law*	Types of persons confined (Y=Yes, N=No)			Average 1-day inmate population							
			Adult male	Adult female	Juvenile	Weekday				Weekend			
						Total	Adult male	Adult female	Juvenile	Total	Adult male	Adult female	Juvenile
ARIZONA (39 JAILS)													
APACHE COUNTY	COUNTY JAIL	1 YEAR	Y	Y	N	8	7	1	-	12	11	1	-
COCHISE COUNTY	COUNTY JAIL	1 YEAR	Y	Y	N	50	45	5	-	50	45	5	-
	DOUGLAS CITY JAIL	1 YEAR	Y	Y	Y	11	8	1	2	16	10	2	4
	WILCOX CITY JAIL	6 MONTHS	Y	Y	Y	4	4	-	-	12	10	-	2
COCONINO COUNTY	COUNTY JAIL	1 YEAR	Y	Y	N	95	90	5	-	110	105	5	-
GILA COUNTY	COUNTY JAIL (GLOBE)	1 YEAR	Y	Y	N	27	27	-	-	32	31	1	-
	COUNTY JAIL (PAYSON)	2 MONTHS	Y	Y	N	5	5	-	-	6	6	-	-
	MIAMI CITY JAIL	6 MONTHS	Y	Y	N	2	1	1	-	2	1	1	-
GRAHAM COUNTY	COUNTY JAIL	1 YEAR	Y	Y	Y	15	14	1	-	20	19	1	-
GREENLEE COUNTY	COUNTY JAIL	1 YEAR	Y	Y	Y	5	5	-	-	5	5	-	-
MARICOPA COUNTY	COUNTY JAIL-MAXIMUM SECURITY	1 YEAR	Y	N	Y	505	500	-	5	530	525	-	5
	COUNTY JAIL-MEDIUM SECURITY	1 YEAR	Y	Y	N	250	250	-	-	375	375	-	-
	COUNTY JAIL-MINIMUM SECURITY	NO MAXIMUM	Y	Y	N	444	166	278	-	451	170	281	-
	COUNTY JAIL (GILA BEND)	1 YEAR	Y	N	N	10	10	-	-	10	10	-	-
	COUNTY JAIL (AVONDALE)	1 YEAR	Y	N	N	38	38	-	-	40	40	-	-
	COUNTY JAIL (WICKENBURG)	1 YEAR	Y	N	N	1	1	-	-	1	1	-	-
	AVONDALE CITY JAIL	90 DAYS	Y	Y	N	5	5	-	-	6	6	-	-
	CHANDLER CITY JAIL	6 MONTHS	Y	Y	N	68	68	-	-	70	70	-	-
	ELMIRAGE CITY JAIL	7 DAYS	Y	N	N	3	3	-	-	6	6	-	-
	MESA CITY JAIL	90 DAYS	Y	Y	N	4	3	1	-	4	3	1	-
	PEORIA CITY JAIL	60 DAYS	Y	Y	N	1	1	-	-	4	3	1	-
	TEMPE CITY JAIL	2 DAYS	Y	Y	N	2	2	-	-	4	4	-	-
	TOLLESON CITY JAIL	3 MONTHS	Y	N	N	4	4	-	-	6	6	-	-
MOHAVE COUNTY	COUNTY JAIL	1 YEAR	Y	Y	N	40	37	3	-	45	41	4	-
NAVAJO COUNTY	COUNTY JAIL	1 YEAR	Y	Y	N	51	47	4	-	56	52	4	-
	WINSLOW CITY JAIL	1 YEAR	Y	Y	N	55	48	7	-	51	44	7	-
PIMA COUNTY	COUNTY JAIL	1 YEAR	Y	Y	N	339	300	39	-	347	302	45	-
	COUNTY JAIL ANNEX	1 YEAR	Y	N	N	125	125	-	-	137	137	-	-
	SOUTH TUCSON TOWN JAIL	6 MONTHS	Y	N	N	5	5	-	-	7	7	-	-
PINAL COUNTY	COUNTY JAIL	1 YEAR	Y	Y	N	50	49	1	-	55	53	2	-
	CASA GRANDE CITY JAIL	6 MONTHS	Y	Y	Y	1	1	-	-	3	2	1	-
	COOLIDGE CITY JAIL	60 DAYS	Y	Y	N	2	2	-	-	3	2	1	-
	ELOY CITY JAIL	6 MONTHS	Y	Y	N	5	4	1	-	6	5	1	-
SANTA CRUZ COUNTY	COUNTY JAIL	1 YEAR	Y	Y	Y	26	21	3	2	38	33	3	2
YAVAPAI COUNTY	COUNTY JAIL	1 YEAR	Y	Y	N	30	28	2	-	34	32	2	-
YUMA COUNTY	COUNTY JAIL	1 YEAR	Y	Y	N	112	103	9	-	115	113	2	-
	COUNTY JAIL (PARKER)	30 DAYS	Y	N	N	5	5	-	-	8	8	-	-
	COUNTY JAIL (WELLTON)	1 YEAR	Y	N	N	4	4	-	-	4	4	-	-
	COUNTY JAIL (SALOME)	1 YEAR	Y	Y	N	1	1	-	-	2	2	-	-
STATE TOTAL			Y 39 N 0	Y 129 N 10	Y 7 N 32	2 408	2 037	362	9	2 683	2 299	371	13

See footnotes at end of table.

Table 1. Inmate data, by county, by local jail within county—Continued

Name of county	Name of jail	Number of inmates on February 15, 1978 by detention status							
		Total	Not yet arraigned	Arraigned and awaiting trial	Awaiting sentence	Serving sentence of 1 year or less	Serving sentence of more than one year	Being held on probation and parole violation charges	Other
ARIZONA (39 JAILS)									
APACHE COUNTY	COUNTY JAIL	11	-	9	2	-	-	-	-
COCHISE COUNTY	COUNTY JAIL	57	16	17	2	22	-	-	-
	DOUGLAS CITY JAIL	31	9	4	-	4	-	-	14
	WILCOX CITY JAIL	7	5	-	-	2	-	-	-
COCONINO COUNTY	COUNTY JAIL	103	6	28	-	60	-	-	9
GILA COUNTY	COUNTY JAIL (GLOBE)	25	-	4	3	17	1	-	-
	COUNTY JAIL (PAYSON)	-	-	-	-	-	-	-	-
	MIAMI CITY JAIL	2	-	-	-	2	-	-	-
GRAHAM COUNTY	COUNTY JAIL	5	-	2	-	3	-	-	-
GREENLEE COUNTY	COUNTY JAIL	6	-	3	-	3	-	-	-
MARICOPA COUNTY	COUNTY JAIL-MAXIMUM SECURITY	543	19	350	26	68	-	18	62
	COUNTY JAIL-MEDIUM SECURITY	306	40	175	9	68	-	12	2
	COUNTY JAIL-MINIMUM SECURITY	408	58	33	12	133	169	3	-
	COUNTY JAIL (GILA BEND)	6	-	5	-	1	-	-	-
	COUNTY JAIL (AVONDALE)	53	-	10	26	17	-	-	-
	COUNTY JAIL (WICKENBURG)	1	-	-	-	1	-	-	-
	AVONDALE CITY JAIL	5	-	-	-	5	-	-	-
	CHANDLER CITY JAIL	54	1	-	-	53	-	-	-
	ELMIRAGE CITY JAIL	3	2	-	-	1	-	-	-
	MESA CITY JAIL	2	2	-	-	-	-	-	-
	PEORIA CITY JAIL	2	1	1	-	-	-	-	-
	TEMPE CITY JAIL	3	3	-	-	-	-	-	-
	TOLLESON CITY JAIL	8	6	-	-	2	-	-	-
MOHAVE COUNTY	COUNTY JAIL	45	4	31	-	8	-	2	-
NAVAJO COUNTY	COUNTY JAIL	31	-	6	3	14	1	3	4
	WINSLOW CITY JAIL	55	-	4	-	51	-	-	-
PIMA COUNTY	COUNTY JAIL	319	9	159	35	36	-	7	73
	COUNTY JAIL ANNEX	120	-	-	-	120	-	-	-
	SOUTH TUCSON TOWN JAIL	5	2	-	-	-	-	-	3
PINAL COUNTY	COUNTY JAIL	43	6	2	-	34	-	1	-
	CASA GRANDE CITY JAIL	2	-	-	-	2	-	-	-
	COOLIDGE CITY JAIL	2	-	1	1	2	-	-	-
	ELOY CITY JAIL	2	-	-	-	2	-	-	-
SANTA CRUZ COUNTY	COUNTY JAIL	47	1	8	1	7	-	-	30
YAVAPAI COUNTY	COUNTY JAIL	48	5	20	-	20	-	3	-
YUMA COUNTY	COUNTY JAIL	106	30	35	5	36	-	-	-
	COUNTY JAIL (PARKER)	12	-	3	-	9	-	-	-
	COUNTY JAIL (WELLTON)	4	1	-	-	3	-	-	-
	COUNTY JAIL (SALOME)	2	-	-	-	2	-	-	-
STATE TOTAL		2 484	226	910	125	806	171	49	197

CALIFORNIA

Table 1. Inmate data, by county, by local jail within county—Continued

Table with 14 columns: Name of county, Name of jail, Normal maximum sentence possible by law, Types of persons confined (Yes/No), and Average 1-day inmate population (Weekday/Weekend) broken down by Adult male, Adult female, and Juvenile.

See footnotes at end of table.

CALIFORNIA—Continued

Table 1. Inmate data, by county, by local jail within county—Continued

Table with 10 columns: Name of county, Name of jail, and Number of inmates on February 15, 1978 by detention status (Total, Not yet arraigned, Arraigned and awaiting trial, Awaiting sentence, Serving sentence of 1 year or less, Serving sentence of more than one year, Being held on probation and parole violation charges, Other).

Table 1. Inmate data, by county, by local jail within county—Continued

Table with columns: Name of county, Name of jail, Normal maximum sentence possible by law*, Types of persons confined (Yes/No), and Average 1-day inmate population (Weekday/Weekend). Rows include various counties like Placer, Plumas, Riverside, Sacramento, etc.

See footnotes at end of table.

Table 1. Inmate data, by county, by local jail within county—Continued

Table with columns: Name of county, Name of jail, and Number of inmates on February 15, 1978 by detention status (Total, Not yet arraigned, Arraigned and awaiting trial, Awaiting sentence, Serving sentence of 1 year or less, Serving sentence of more than one year, Being held on probation and parole violation charges, Other). Rows include various counties like Placer, Plumas, Riverside, Sacramento, etc.

Table 1. Inmate data, by county, by local jail within county—Continued

Name of county	Name of jail	Normal maximum sentence possible by law*	Types of persons confined (Yes, No)			Average 1-day inmate population							
			Adult male	Adult female	Juvenile	Weekday				Weekend			
						Total	Adult male	Adult female	Juvenile	Total	Adult male	Adult female	Juvenile
COLORADO--CONTINUED													
RIO GRANDE COUNTY	COUNTY JAIL.	1 YEAR	Y	Y	N	6	5	1	-	9	8	1	-
	MONTE VISTA CITY JAIL.	90 DAYS	Y	Y	Y	1	1	-	-	2	2	-	-
ROUTT COUNTY	COUNTY JAIL.	2 YEARS	Y	Y	Y	5	5	-	-	6	4	1	1
SAGUACHE COUNTY	COUNTY JAIL.	2 YEARS	Y	Y	Y	3	2	1	-	5	4	1	-
SEDGWICK COUNTY	COUNTY JAIL.	1 YEAR	Y	Y	Y	1	1	-	-	1	1	-	-
SUMMIT COUNTY	COUNTY JAIL.	1 YEAR	Y	Y	Y	4	2	1	1	6	4	1	1
TELLER COUNTY	COUNTY JAIL.	2 YEARS	Y	Y	N	2	2	-	-	3	3	-	-
WASHINGTON COUNTY	COUNTY JAIL.	1 YEAR	Y	N	N	1	1	-	-	1	1	-	-
WELD COUNTY	COUNTY JAIL.	2 YEARS	Y	Y	Y	83	78	2	3	98	91	2	5
YUMA COUNTY	COUNTY JAIL.	1 YEAR	Y	Y	N	2	2	-	-	2	2	-	-
STATE TOTAL		Y 61 N 0	Y 57 N 4	Y 42 N 19	1 632	1 509	97	26	1 917	1 759	121	37

See footnotes at end of table.

Table 1. Inmate data, by county, by local jail within county—Continued

Name of county	Name of jail	Number of inmates on February 15, 1978 by detention status							Other
		Total	Not yet arraigned	Arraigned and awaiting trial	Awaiting sentence	Serving sentence of 1 year or less	Serving sentence of more than one year	Being held on probation and parole violation charges	
COLORADO--CONTINUED									
RIO GRANDE COUNTY	COUNTY JAIL.	5	3	1	-	1	-	-	-
	MONTE VISTA CITY JAIL.	1	-	1	-	-	-	-	-
ROUTT COUNTY	COUNTY JAIL.	5	1	1	-	1	-	-	2
SAGUACHE COUNTY	COUNTY JAIL.	2	-	-	-	2	-	-	-
SEDGWICK COUNTY	COUNTY JAIL.	1	-	1	-	-	-	-	-
SUMMIT COUNTY	COUNTY JAIL.	7	6	1	-	-	-	-	-
TELLER COUNTY	COUNTY JAIL.	5	4	-	-	1	-	-	-
WASHINGTON COUNTY	COUNTY JAIL.	-	-	-	-	-	-	-	-
WELD COUNTY	COUNTY JAIL.	76	-	52	3	19	1	1	-
YUMA COUNTY	COUNTY JAIL.	-	-	-	-	-	-	-	-
STATE TOTAL	1 658	132	1 046	46	369	19	40	6

Table 1. Inmate data, by county, by local jail within county—Continued

Name of county	Name of jail	Normal maximum sentence possible by law	Types of persons confined (Y=Yes, N=No)			Average 1-day inmate population							
						Weekday				Weekend			
			Adult male	Adult female	Juvenile	Total	Adult male	Adult female	Juvenile	Total	Adult male	Adult female	Juvenile
MONTANA--CONTINUED													
TOOLE COUNTY	COUNTY JAIL.	1 YEAR	Y	Y	Y	4	2	1	1	5	3	1	1
TREASURE COUNTY	COUNTY JAIL.	6 MONTHS	Y	Y	Y	1	1	-	-	1	1	-	-
VALLEY COUNTY	COUNTY JAIL.	6 MONTHS	Y	Y	Y	4	2	1	1	5	3	1	1
WHEATLAND COUNTY	COUNTY JAIL.	6 MONTHS	Y	Y	N	1	1	-	-	3	2	1	-
WIBAUX COUNTY	COUNTY JAIL.	6 MONTHS	Y	Y	N	1	1	-	-	1	1	-	-
YELLOWSTONE COUNTY	COUNTY JAIL.	1 YEAR	Y	Y	Y	76	74	1	1	99	94	3	2
	BILLINGS CITY JAIL.	4 DAYS	Y	N	Y	1	1	-	-	2	2	-	-
STATE TOTAL		Y 58 N 0	Y 55 N 3	Y 48 N 10	398	340	30	28	556	459	44	53

See footnotes at end of table.

Table 1. Inmate data, by county, by local jail within county—Continued

Name of county	Name of jail	Number of inmates on February 15, 1978 by detention status							Other
		Total	Not yet arraigned	Arraigned and awaiting trial	Awaiting sentence	Serving sentence of 1 year or less	Serving sentence of more than one year	Being held on probation and parole violation charges	
MONTANA--CONTINUED									
TOOLE COUNTY	COUNTY JAIL.	2	-	1	-	1	-	-	-
TREASURE COUNTY	COUNTY JAIL.	1	-	1	-	-	-	-	-
VALLEY COUNTY	COUNTY JAIL.	5	1	1	1	2	-	-	-
WHEATLAND COUNTY	COUNTY JAIL.	-	-	-	-	-	-	-	-
WIBAUX COUNTY	COUNTY JAIL.	-	-	-	-	-	-	-	-
YELLOWSTONE COUNTY	COUNTY JAIL.	59	4	31	-	18	-	-	6
	BILLINGS CITY JAIL.	-	-	-	-	-	-	-	-
STATE TOTAL	304	23	103	41	118	-	8	11

Table 1. Inmate data, by county, by local jail within county—Continued

Name of county	Name of jail	Normal maximum sentence possible by law*	Types of persons confined (Y=Yes, N=No)			Average 1-day inmate population								
			Adult male	Adult female	Juvenile	Weekday			Weekend					
						Total	Adult male	Adult female	Juvenile	Total	Adult male	Adult female	Juvenile	
NEVADA (22 JAILS)														
CHURCHILL COUNTY	COUNTY JAIL.	1 YEAR	Y	Y	Y	5	2	1	2	7	4	1	2	
	FALLON CITY JAIL.	3 MONTHS	Y	Y	N	10	9	1	-	14	13	1	-	
CLARK COUNTY	COUNTY JAIL.	1 YEAR	Y	Y	Y	448	373	73	2	448	373	73	2	
	COUNTY JAIL ANNEX.	1 YEAR	Y	N	Y	90	90	-	-	94	94	-	-	
	COUNTY REHABILITATION FARM	1 YEAR	Y	N	N	20	20	-	-	21	21	-	-	
	HENDERSON CITY JAIL.	6 MONTHS	Y	Y	N	6	6	-	-	13	12	1	-	
	LAS VEGAS CITY JAIL.	6 MONTHS	Y	Y	N	22	20	2	-	23	21	2	-	
DOUGLAS COUNTY	COUNTY JAIL.	1 YEAR	Y	Y	Y	21	19	1	1	24	21	2	1	
ELKO COUNTY	COUNTY JAIL.	1 YEAR	Y	Y	Y	21	20	-	1	21	20	-	1	
EUREKA COUNTY	COUNTY JAIL.	6 MONTHS	Y	Y	Y	4	2	1	1	6	4	1	1	
HUMBOLDT COUNTY	COUNTY JAIL.	1 YEAR	Y	Y	N	22	22	-	-	28	26	2	-	
LANDER COUNTY	AUSTIN JAIL.	1 YEAR	Y	Y	N	3	2	1	-	4	3	1	-	
LYON COUNTY	COUNTY JAIL.	1 YEAR	Y	Y	Y	6	5	-	1	9	6	2	1	
MINERAL COUNTY	HAWTHORNE TOWN JAIL.	1 YEAR	Y	Y	Y	10	7	1	2	11	8	1	2	
NYE COUNTY	COUNTY JAIL (TONOPAH).	1 YEAR	Y	Y	Y	8	7	-	1	12	9	-	3	
	COUNTY JAIL (BEATTY).	1 YEAR (X)	Y	Y	Y	2	2	-	-	4	2	1	1	
ORMSBY COUNTY	CARSON CITY JAIL.	1 YEAR	Y	Y	N	29	28	1	-	30	29	1	-	
PERSHING COUNTY	COUNTY JAIL.	1 YEAR	Y	Y	Y	8	5	1	2	8	5	1	2	
WASHOE COUNTY	COUNTY JAIL.	1 YEAR	Y	Y	Y	152	146	5	1	157	151	5	1	
	RENO CITY JAIL.	6 MONTHS	Y	Y	N	75	70	5	-	87	80	7	-	
	SPARKS CITY JAIL.	6 MONTHS	Y	Y	N	19	18	1	-	19	18	1	-	
WHITE PINE COUNTY	COUNTY JAIL.	1 YEAR	Y	Y	N	7	6	1	-	9	8	1	-	
STATE TOTAL			Y 22 N 0	Y 20 N 2	Y 12 N 10	988	879	95	14	1 049	928	104	17	

See footnotes at end of table.

Table 1. Inmate data, by county, by local jail within county—Continued

Name of county	Name of jail	Number of inmates on February 15, 1978 by detention status							
		Total	Not yet arraigned	Arraigned and awaiting trial	Awaiting sentence	Serving sentence of 1 year or less	Serving sentence of more than one year	Being held on probation and parole violation charges	Other*
NEVADA (22 JAILS)									
CHURCHILL COUNTY	COUNTY JAIL.	3	-	2	-	1	-	-	-
	FALLON CITY JAIL.	12	1	-	-	11	-	-	-
CLARK COUNTY	COUNTY JAIL.	385	112	167	48	29	-	29	-
	COUNTY JAIL ANNEX.	90	22	44	11	5	-	-	8
	COUNTY REHABILITATION FARM	20	-	-	-	20	-	-	-
	HENDERSON CITY JAIL.	9	3	-	-	6	-	-	-
	LAS VEGAS CITY JAIL.	31	4	19	-	6	-	2	-
DOUGLAS COUNTY	COUNTY JAIL.	23	3	5	11	4	-	-	-
ELKO COUNTY	COUNTY JAIL.	15	-	10	-	2	-	-	3
EUREKA COUNTY	COUNTY JAIL.	3	1	-	-	2	-	-	-
HUMBOLDT COUNTY	COUNTY JAIL.	15	2	6	-	7	-	-	-
LANDER COUNTY	AUSTIN JAIL.	2	-	2	-	-	-	-	-
LYON COUNTY	COUNTY JAIL.	5	-	2	1	2	-	-	-
MINERAL COUNTY	HAWTHORNE TOWN JAIL.	6	2	1	-	2	-	1	-
NYE COUNTY	COUNTY JAIL (TONOPAH).	6	-	3	-	3	-	-	-
	COUNTY JAIL (BEATTY).	2	-	2	-	-	-	-	-
ORMSBY COUNTY	CARSON CITY JAIL.	21	-	9	-	7	-	-	-
PERSHING COUNTY	COUNTY JAIL.	5	2	-	-	3	-	2	3
WASHOE COUNTY	COUNTY JAIL.	150	-	66	45	25	-	1	13
	RENO CITY JAIL.	66	8	4	-	46	-	-	8
	SPARKS CITY JAIL.	17	5	-	-	12	-	-	-
WHITE PINE COUNTY	COUNTY JAIL.	10	2	4	2	2	-	-	-
STATE TOTAL		896	167	344	120	195	-	35	35

NEW MEXICO

Table 1. Inmate data, by county, by local jail within county—Continued

Table with columns for Name of county, Name of jail, Normal maximum sentence possible by law, Types of persons confined (Yes/No), and Average 1-day inmate population (Weekday/Weekend).

See footnotes at end of table.

NEW MEXICO—Continued

Table 1. Inmate data, by county, by local jail within county—Continued

Table with columns for Name of county, Name of jail, and Number of inmates on February 15, 1978 by detention status (Total, Not yet arraigned, Arraigned and awaiting trial, Awaiting sentence, Serving sentence of 1 year or less, Serving sentence of more than one year, Being held on probation and parole violation charges, Other).

Table 1. Inmate data, by county, by local jail within county—Continued

Name of county	Name of jail	Normal maximum sentence possible by law*	Types of persons confined (Y=Yes, N=No)			Average 1-day inmate population							
			Adult male	Adult female	Juvenile	Weekday				Weekend			
						Total	Adult male	Adult female	Juvenile	Total	Adult male	Adult female	Juvenile
UTAH (24 JAILS)													
BEAVER COUNTY	COUNTY JAIL.	1 YEAR	Y	Y	N	2	2	-	-	5	4	1	-
BOX ELDER COUNTY	COUNTY JAIL.	1 YEAR	Y	Y	Y	22	18	2	2	28	23	2	3
CACHE COUNTY	COUNTY JAIL.	1 YEAR	Y	Y	N	11	8	3	-	23	19	4	-
CARBON COUNTY	COUNTY JAIL.	1 YEAR	Y	Y	N	8	8	-	-	12	12	-	-
DAVIS COUNTY	COUNTY JAIL.	1 YEAR	Y	N	N	50	50	-	-	66	66	-	-
DUCHESNE COUNTY	COUNTY JAIL.	1 YEAR	Y	Y	Y	6	6	-	-	6	6	-	-
EMERY COUNTY	COUNTY JAIL.	1 YEAR	Y	Y	Y	6	6	-	-	8	8	-	-
GARFIELD COUNTY	COUNTY JAIL.	30 DAYS	Y	Y	N	2	2	-	-	2	2	-	-
GRAND COUNTY	COUNTY JAIL.	1 YEAR	Y	Y	N	2	2	-	-	4	3	1	-
JUAB COUNTY	COUNTY JAIL.	3 MONTHS	Y	Y	N	6	6	-	-	7	6	1	-
KANE COUNTY	COUNTY JAIL.	6 MONTHS	Y	Y	N	1	1	-	-	3	2	1	-
SALT LAKE COUNTY	COUNTY JAIL.	1 YEAR	Y	Y	Y	340	324	15	1	340	324	15	1
SAN JUAN COUNTY	COUNTY JAIL.	1 YEAR	Y	Y	Y	10	8	1	1	13	11	1	1
SANPETE COUNTY	COUNTY JAIL.	1 YEAR	Y	N	N	3	3	-	-	6	6	-	-
SEVIER COUNTY	COUNTY JAIL.	NO MAXIMUM	Y	Y	Y	18	17	1	-	20	19	1	-
SUMMIT COUNTY	COUNTY JAIL.	1 YEAR	Y	Y	N	4	4	-	-	11	10	1	-
TOOELE COUNTY	COUNTY JAIL.	1 YEAR	Y	Y	N	20	19	1	-	24	23	1	-
UINTAH COUNTY	COUNTY JAIL.	1 YEAR	Y	N	N	2	2	-	-	3	3	-	-
UTAH COUNTY	COUNTY JAIL.	1 YEAR	Y	Y	Y	45	42	3	-	52	48	4	-
	PROVO CITY JAIL.	(X)	Y	N	N	1	1	-	-	3	3	-	-
	SPRINGVILLE CITY JAIL.	30 DAYS	Y	N	N	1	1	-	-	1	1	-	-
WASATCH COUNTY	COUNTY JAIL.	1 YEAR	Y	Y	N	1	1	-	-	3	3	-	-
WASHINGTON COUNTY	COUNTY JAIL.	1 YEAR	Y	Y	N	6	6	-	-	9	8	1	-
WEBER COUNTY	COUNTY JAIL.	1 YEAR	Y	Y	N	80	72	8	-	95	83	12	-
STATE TOTAL		Y 24 N 0	Y 19 N 5	Y 7 N 17	647	609	34	4	744	693	46	5

See footnotes at end of table.

Table 1. Inmate data, by county, by local jail within county—Continued

Name of county	Name of jail	Number of inmates on February 15, 1978 by detention status							
		Total	Not yet arraigned	Arraigned and awaiting trial	Awaiting sentence	Serving sentence of 1 year or less	Serving sentence of more than one year	Being held on probation and parole violation charges	Other
UTAH (24 JAILS)									
BEAVER COUNTY	COUNTY JAIL.	6	2	1	-	2	-	1	-
BOX ELDER COUNTY	COUNTY JAIL.	14	-	3	-	9	1	1	-
CACHE COUNTY	COUNTY JAIL.	10	-	5	-	5	-	-	-
CARBON COUNTY	COUNTY JAIL.	7	-	3	-	3	-	-	1
DAVIS COUNTY	COUNTY JAIL.	55	20	3	5	27	-	-	-
DUCHESNE COUNTY	COUNTY JAIL.	6	-	1	-	2	3	-	-
EMERY COUNTY	COUNTY JAIL.	1	1	-	-	-	-	-	-
GARFIELD COUNTY	COUNTY JAIL.	1	1	-	-	-	-	-	-
GRAND COUNTY	COUNTY JAIL.	7	1	5	-	1	-	-	-
JUAB COUNTY	COUNTY JAIL.	5	-	1	2	2	-	-	-
KANE COUNTY	COUNTY JAIL.	1	-	-	-	1	-	-	-
SALT LAKE COUNTY	COUNTY JAIL.	341	70	-	180	91	-	-	-
SAN JUAN COUNTY	COUNTY JAIL.	6	-	-	-	6	-	-	-
SANPETE COUNTY	COUNTY JAIL.	1	-	-	1	-	-	-	-
SEVIER COUNTY	COUNTY JAIL.	20	3	3	2	5	4	3	-
SUMMIT COUNTY	COUNTY JAIL.	5	2	2	-	1	-	-	-
TOOELE COUNTY	COUNTY JAIL.	24	3	10	5	6	-	-	-
UINTAH COUNTY	COUNTY JAIL.	7	2	3	-	2	-	-	-
UTAH COUNTY	COUNTY JAIL.	46	4	11	4	25	-	2	-
	PROVO CITY JAIL.	1	1	-	-	-	-	-	-
	SPRINGVILLE CITY JAIL.	-	-	-	-	-	-	-	-
WASATCH COUNTY	COUNTY JAIL.	1	-	-	-	1	-	-	-
WASHINGTON COUNTY	COUNTY JAIL.	10	-	4	-	6	-	-	-
WEBER COUNTY	COUNTY JAIL.	100	3	29	7	57	-	4	-
STATE TOTAL	675	113	84	206	252	8	11	1

Table 1. Inmate data, by county, by local jail within county—Continued

Table with columns: Name of county, Name of jail, Normal maximum sentence possible by law*, Types of persons confined (Y/N), and Average 1-day inmate population (Weekday/Weekend breakdown).

See footnotes at end of table.

Table 1. Inmate data, by county, by local jail within county—Continued

Table with columns: Name of county, Name of jail, and Number of inmates on February 15, 1978 by detention status (Total, Not yet arraigned, Araigned and awaiting trial, Awaiting sentence, etc.).

Table 1. Inmate data, by county, by local jail within county—Continued

Name of county	Name of jail	Normal maximum sentence possible by law*	Types of persons confined (Y=Yes, N=No)			Average 1-day inmate population							
			Adult male	Adult female	Juvenile	Weekday				Weekend			
						Total	Adult male	Adult female	Juvenile	Total	Adult male	Adult female	Juvenile
WYOMING (31 JAILS)													
ALBANY COUNTY	COUNTY JAIL.	1 YEAR	Y	Y	Y	13	9	1	3	14	10	1	3
BIG HORN COUNTY	COUNTY JAIL.	1 YEAR	Y	Y	Y	3	3	-	-	3	3	-	-
CAMPBELL COUNTY	COUNTY JAIL.	1 YEAR	Y	Y	Y	15	15	-	-	16	15	1	-
	GILLETTE CITY JAIL.	30 DAYS	Y	N	N	1	1	-	-	3	3	-	-
CARBON COUNTY	COUNTY JAIL.	1 YEAR	Y	Y	Y	18	15	1	2	22	17	2	3
CONVERSE COUNTY	COUNTY JAIL.	1 YEAR	Y	Y	Y	9	6	1	2	7	4	1	2
CROOK COUNTY	COUNTY JAIL.	(X)	Y	Y	Y	1	1	-	-	2	1	1	-
FREMONT COUNTY	COUNTY JAIL.	1 YEAR	Y	Y	Y	21	20	1	-	23	22	1	-
	RIVERTON CITY JAIL.	3 MONTHS	Y	Y	Y	5	4	1	-	6	4	2	-
GOSHEN COUNTY	COUNTY JAIL.	1 YEAR	Y	Y	Y	3	2	1	-	5	2	1	2
	TORRINGTON CITY JAIL.	1 YEAR	Y	Y	N	3	2	1	-	3	2	1	-
HOT SPRINGS COUNTY	COUNTY JAIL.	1 YEAR	Y	Y	Y	7	6	-	1	7	6	-	1
	THERMOPOLIS CITY JAIL.	2 MONTHS	Y	Y	N	2	2	-	-	2	2	-	-
JOHNSON COUNTY	COUNTY JAIL.	1 YEAR	Y	Y	Y	8	6	1	1	11	8	2	1
LARAMIE COUNTY	COUNTY JAIL.	1 YEAR	Y	Y	Y	32	28	2	2	34	30	2	2
	CHEYENNE CITY JAIL.	90 DAYS	Y	Y	Y	19	11	2	6	20	12	2	6
LINCOLN COUNTY	COUNTY JAIL.	1 YEAR	Y	Y	Y	2	2	-	-	2	2	-	-
NATRONA COUNTY	COUNTY JAIL.	1 YEAR	Y	Y	Y	25	21	3	1	30	25	4	1
NIORARA COUNTY	COUNTY JAIL.	1 YEAR	Y	Y	Y	2	2	-	-	3	2	1	-
PARK COUNTY	COUNTY JAIL.	1 YEAR	Y	Y	Y	6	6	-	-	7	7	-	-
	POWELL CITY JAIL.	6 MONTHS	Y	Y	Y	3	1	1	1	4	2	1	1
PLATTE COUNTY	COUNTY JAIL.	1 YEAR	Y	Y	Y	2	1	1	-	2	1	1	-
SHERIDAN COUNTY	COUNTY JAIL.	1 YEAR	Y	Y	Y	10	8	-	2	11	9	-	2
	SHERIDAN CITY JAIL.	3 MONTHS	Y	Y	Y	4	3	1	-	4	3	1	-
SUBLETTE COUNTY	COUNTY JAIL.	1 YEAR	Y	Y	Y	2	2	-	-	3	3	-	-
SWEETWATER COUNTY	COUNTY JAIL.	1 YEAR	Y	Y	Y	18	15	1	2	18	15	1	2
TETON COUNTY	COUNTY JAIL.	1 YEAR	Y	Y	Y	3	3	-	-	4	4	-	-
VINTA COUNTY	COUNTY JAIL.	1 YEAR	Y	Y	N	4	3	1	-	8	7	1	-
WASHAKIE COUNTY	COUNTY JAIL.	1 YEAR	Y	Y	Y	2	2	-	-	2	2	-	-
	WORLAND CITY JAIL.	3 MONTHS	Y	Y	Y	1	1	-	-	3	3	-	-
WESTON COUNTY	COUNTY JAIL.	1 YEAR	Y	Y	Y	2	2	-	-	3	3	-	-
STATE TOTAL		Y 31 H 0	Y 30 N 1	Y 27 N 4	246	203	20	23	282	229	27	26

Note: Detail may not add to total for some jails and State totals due to nonresponse.
 *Some institutions reflect the impact of State inmates.
 - Represents zero or rounds to zero.
 NA Not available.
 X Not applicable (sentences prisoners may not serve their terms in this jail).

Table 1. Inmate data, by county, by local jail within county—Continued

Name of county	Name of jail	Number of inmates on February 15, 1978 by detention status						
		Total	Not yet arraigned	Arraigned and awaiting trial	Awaiting sentence	Serving sentence of 1 year or less	Serving sentence of more than one year	Being held on probation and parole violation charges
WYOMING (31 JAILS)								
ALBANY COUNTY	COUNTY JAIL.	14	-	10	2	2	-	-
BIG HORN COUNTY	COUNTY JAIL.	3	-	3	-	-	-	-
CAMPBELL COUNTY	COUNTY JAIL.	19	4	7	-	5	-	1
	GILLETTE CITY JAIL.	1	1	-	-	-	-	-
CARBON COUNTY	COUNTY JAIL.	22	14	1	-	3	-	1
CONVERSE COUNTY	COUNTY JAIL.	4	2	2	-	-	-	-
CROOK COUNTY	COUNTY JAIL.	-	-	-	-	-	-	-
FREMONT COUNTY	COUNTY JAIL.	25	6	6	-	13	-	-
	RIVERTON CITY JAIL.	2	1	-	-	1	-	-
GOSHEN COUNTY	COUNTY JAIL.	3	-	2	-	1	-	-
HOT SPRINGS COUNTY	COUNTY JAIL.	2	-	-	1	1	-	-
	THERMOPOLIS CITY JAIL.	1	-	1	-	-	-	-
JOHNSON COUNTY	COUNTY JAIL.	5	1	2	-	2	-	-
LARAMIE COUNTY	COUNTY JAIL.	43	6	33	1	2	-	1
	CHEYENNE CITY JAIL.	18	3	2	-	13	-	-
LINCOLN COUNTY	COUNTY JAIL.	6	-	3	-	3	-	-
NATRONA COUNTY	COUNTY JAIL.	23	1	18	1	3	-	-
NIORARA COUNTY	COUNTY JAIL.	1	-	-	-	1	-	-
PARK COUNTY	COUNTY JAIL.	6	-	3	-	3	-	-
	POWELL CITY JAIL.	-	-	-	-	-	-	-
PLATTE COUNTY	COUNTY JAIL.	4	-	-	2	-	1	1
SHERIDAN COUNTY	COUNTY JAIL.	9	2	7	-	-	-	-
	SHERIDAN CITY JAIL.	4	-	1	-	3	-	-
SUBLETTE COUNTY	COUNTY JAIL.	1	-	1	-	-	-	-
SWEETWATER COUNTY	COUNTY JAIL.	16	10	4	-	2	-	-
TETON COUNTY	COUNTY JAIL.	3	1	1	-	1	-	-
VINTA COUNTY	COUNTY JAIL.	5	1	-	-	4	-	-
WASHAKIE COUNTY	COUNTY JAIL.	3	1	-	-	2	-	-
	WORLAND CITY JAIL.	1	-	1	-	-	-	-
WESTON COUNTY	COUNTY JAIL.	-	-	-	-	-	-	-
STATE TOTAL	244	54	108	7	65	1	4

Table 2. Institutional data, by county, by local jail within county

Name of county	Name of jail	Confinement units						
		Design/rated capacity of facility	Units for 1 inmate		Units for 2 inmates		Units for 3 or 4 inmates	
			Number of units	Average floor space (sq. ft.)	Number of units	Average floor space (sq. ft.)	Number of units	Average floor space (sq. ft.)
ALASKA (6 JAILS)								
KETCHIKAN-GATEWAY BOROUGH	SITKA CITY-BOROUGH JAIL. . .	15	1	72	7	72	-	-
KENAI PENINSULA BOROUGH	SEWARD CITY JAIL	14	-	-	5	81	1	300
KODIAK ISLAND BOROUGH	KODIAK CITY JAIL	22	6	46	-	-	-	-
NONBOROUGH	BETHEL CITY JAIL	24	6	54	-	-	-	-
	CORDOVA CITY JAIL	6	-	-	3	63	-	-
	KOTZEBUE CITY JAIL	26	-	-	13	99	-	-
STATE TOTAL		13		28		1	

See footnotes at end of table.

Table 2. Institutional data, by county, by local jail within county—Continued

Name of county	Name of jail	Confinement units—Continued				Institutional characteristics			
		Units for 5 or more inmates		Other units with beds		Year jail was built	Changes planned to jail between 1978 and 1982 (Y=Yes, N=No)		
		Number of units	Average floor space (sq. ft.)	Number of units	Average floor space (sq. ft.)		Renovating jail	Building new jail	Closing jail
ALASKA (6 JAILS)									
KETCHIKAN-GATEWAY BOROUGH	SITKA CITY-BOROUGH JAIL. . .	-	-	-	-	1976	N	N	N
KENAI PENINSULA BOROUGH	SEWARD CITY JAIL	-	-	-	-	1965	N	N	N
KODIAK ISLAND BOROUGH	KODIAK CITY JAIL	1	1714	1	78	1950	N	N	N
NONBOROUGH	BETHEL CITY JAIL	1	2027	-	-	1972	N	N	N
	CORDOVA CITY JAIL	-	-	-	-	1977	N	N	N
	KOTZEBUE CITY JAIL	-	-	-	-	1976	Y	N	N
STATE TOTAL	2		1			N 5 Y 1	N 6 Y 0	N 6 Y 0

Table 2. Institutional data, by county, by local jail within county—Continued

Name of county	Name of jail	Design/rated capacity of facility	Confinement units						
			Units for 1 inmate		Units for 2 inmates		Units for 3 or 4 inmates		
			Number of units	Average floor space (sq. ft.)	Number of units	Average floor space (sq. ft.)	Number of units	Average floor space (sq. ft.)	
ARIZONA (39 JAILS)									
APACHE COUNTY	COUNTY JAIL.	12	-	-	2	60	2	96	
COCHISE COUNTY	COUNTY JAIL.	70	1	42	-	-	3	231	
	DOUGLAS CITY JAIL.	32	-	-	-	-	3	140	
	WILCOX CITY JAIL.	20	-	-	1	96	1	96	
COCONINO COUNTY	COUNTY JAIL.	100	9	54	20	60	-	-	
GILA COUNTY	COUNTY JAIL (GLOBE).	77	-	-	-	-	15	84	
	COUNTY JAIL (PAYSON).	22	6	108	-	-	2	144	
	MIAMI CITY JAIL.	6	2	80	2	144	-	-	
GRAHAM COUNTY	COUNTY JAIL.	39	-	-	2	100	1	100	
GREENLEE COUNTY	COUNTY JAIL.	17	3	54	7	54	-	-	
MARICOPA COUNTY	COUNTY JAIL-MAXIMUM SECURITY	588	6	96	18	96	35	96	
	COUNTY JAIL-MEDIUM SECURITY	600	-	-	-	-	-	-	
	COUNTY JAIL-MINIMUM SECURITY	454	448	80	-	-	-	-	
	COUNTY JAIL (GILA BEND).	30	-	-	-	-	-	-	
	COUNTY JAIL (AVONDALE).	46	14	80	16	80	-	-	
	COUNTY JAIL (WICKENBURG).	20	-	-	2	64	-	-	
	AVONDALE CITY JAIL.	73	1	34	-	-	2	168	
	CHANDLER CITY JAIL.	6	-	-	-	-	-	-	
	ELMIRAGE CITY JAIL.	10	-	-	5	100	-	-	
	MESA CITY JAIL.	5	1	60	-	-	1	150	
	PEORIA CITY JAIL.	24	-	-	4	60	4	90	
	TEMPE CITY JAIL.	12	-	-	-	-	3	80	
	TOLLESON CITY JAIL.	-	-	-	-	-	-	-	
	MOHAVE COUNTY	COUNTY JAIL.	57	-	-	5	60	2	144
	NAVAJO COUNTY	COUNTY JAIL.	65	5	54	25	54	-	-
WINSLOW CITY JAIL.		85	14	58	-	-	-	-	
PIMA COUNTY	COUNTY JAIL.	452	7	45	30	54	5	238	
	COUNTY JAIL ANNEX.	144	-	-	-	-	-	-	
	SOUTH TUCSON TOWN JAIL.	17	-	-	-	-	-	-	
PINAL COUNTY	COUNTY JAIL.	106	-	-	1	100	26	72	
	CASA GRANDE CITY JAIL.	72	-	-	3	80	5	102	
	COOLIDGE CITY JAIL.	12	-	-	3	50	-	-	
	ELOY CITY JAIL.	24	-	-	2	96	5	480	
SANTA CRUZ COUNTY	COUNTY JAIL.	48	22	56	4	133	4	133	
YAVAPAI COUNTY	COUNTY JAIL.	68	-	-	26	59	1	144	
YUMA COUNTY	COUNTY JAIL.	200	-	-	-	-	16	78	
	COUNTY JAIL (PARKER).	16	-	-	-	-	4	84	
	COUNTY JAIL (WELLTON).	12	-	-	6	54	-	-	
	COUNTY JAIL (SALOME).	8	-	-	-	-	2	244	
STATE TOTAL				539		184		142	

See footnotes at end of table.

Table 2. Institutional data, by county, by local jail within county—Continued

Name of county	Name of jail	Confinement units—Continued				Year jail was built	Institutional characteristics		
		Units for 5 or more inmates		Other units with beds			Changes planned to jail between 1978 and 1982 (Y=Yes, N=No)		
		Number of units	Average floor space (sq. ft.)	Number of units	Average floor space (sq. ft.)		Renovating jail	Building new jail	Closing jail
ARIZONA (39 JAILS)									
APACHE COUNTY	COUNTY JAIL.	-	-	-	-	1918	N	Y	Y
COCHISE COUNTY	COUNTY JAIL.	3	354	1	42	1931	Y	N	N
	DOUGLAS CITY JAIL.	1	1887	-	-	1968	N	N	N
	WILCOX CITY JAIL.	2	675	-	-	1935	Y	N	N
COCONINO COUNTY	COUNTY JAIL.	1	1140	-	-	1962	Y	N	N
GILA COUNTY	COUNTY JAIL (GLOBE).	1	1366	1	1200	1910	N	N	N
	COUNTY JAIL (PAYSON).	-	-	1	1200	1963	N	N	N
	MIAMI CITY JAIL.	-	-	-	-	1967	N	N	N
GRAHAM COUNTY	COUNTY JAIL.	2	1112	1	1050	1974	N	N	Y
GREENLEE COUNTY	COUNTY JAIL.	-	-	-	-	1908	N	Y	Y
MARICOPA COUNTY	COUNTY JAIL-MAXIMUM SECURITY	4	128	1	300	1964	Y	Y	N
	COUNTY JAIL-MEDIUM SECURITY	6	2600	-	-	1958	N	N	N
	COUNTY JAIL-MINIMUM SECURITY	-	-	1	500	1973	N	N	N
	COUNTY JAIL (GILA BEND).	2	1167	-	-	1953	N	N	N
	COUNTY JAIL (AVONDALE).	-	-	-	-	1976	N	N	N
	COUNTY JAIL (WICKENBURG).	1	2706	1	64	1957	N	N	N
	AVONDALE CITY JAIL.	2	1117	-	-	1946	N	N	N
	CHANDLER CITY JAIL.	2	752	1	168	1970	N	N	N
	ELMIRAGE CITY JAIL.	1	2054	-	-	1956	N	N	N
	MESA CITY JAIL.	-	-	1	150	1975	N	N	N
	PEORIA CITY JAIL.	-	-	-	-	1976	N	N	N
	TEMPE CITY JAIL.	-	-	-	-	1960	N	N	N
TOLLESON CITY JAIL.	-	-	-	-	1967	N	N	N	
MOHAVE COUNTY	COUNTY JAIL.	2	1035	13	62	1966	N	N	N
NAVAJO COUNTY	COUNTY JAIL.	1	832	-	-	1976	N	N	N
	WINSLOW CITY JAIL.	3	864	2	475	1973	N	N	N
PIMA COUNTY	COUNTY JAIL.	10	390	2	358	1964	N	N	N
	COUNTY JAIL ANNEX.	2	750	-	-	1953	N	N	N
	SOUTH TUCSON TOWN JAIL.	1	1600	1	100	1974	Y	N	N
PINAL COUNTY	COUNTY JAIL.	-	-	-	-	1953	N	Y	N
	CASA GRANDE CITY JAIL.	2	750	1	924	1940	N	N	Y
	COOLIDGE CITY JAIL.	1	1221	-	-	1952	N	N	N
	ELOY CITY JAIL.	-	-	-	-	1952	Y	N	N
SANTA CRUZ COUNTY	COUNTY JAIL.	-	-	2	56	1973	N	N	N
YAVAPAI COUNTY	COUNTY JAIL.	1	1413	2	67	1916	N	N	N
YUMA COUNTY	COUNTY JAIL.	1	1290	1	1290	1928	N	N	N
	COUNTY JAIL (PARKER).	-	-	-	-	1947	N	N	N
	COUNTY JAIL (WELLTON).	-	-	-	-	1961	N	N	N
	COUNTY JAIL (SALOME).	-	-	1	80	1934	N	N	N
STATE TOTAL		52		34			N 33 Y 6	N 35 Y 4	N 36 Y 3

Table 2. Institutional data, by county, by local jail within county—Continued

Table with 9 columns: Name of county, Name of jail, Design/rated capacity of facility, and three sub-sections of Confinement units (Units for 1 inmate, Units for 2 inmates, Units for 3 or 4 inmates), each with sub-columns for Number of units and Average floor space (sq. ft.). Rows list counties from Alameda to Orange.

See footnotes at end of table.

Table 2. Institutional data, by county, by local jail within county—Continued

Table with 10 columns: Name of county, Name of jail, and five sub-sections of Confinement units (Units for 5 or more inmates, Other units with beds, etc.), plus three columns for Institutional characteristics (Year jail was built, Renovating jail, Building new jail, Closing jail). Rows list counties from Alameda to Orange.

Table 2. Institutional data, by county, by local jail within county—Continued

Name of county	Name of jail	Confinement units						
		Design/rated capacity of facility	Units for 1 inmate		Units for 2 inmates		Units for 3 or 4 inmates	
			Number of units	Average floor space (sq. ft.)	Number of units	Average floor space (sq. ft.)	Number of units	Average floor space (sq. ft.)
COLORADO--CONTINUED								
RIO GRANDE COUNTY	COUNTY JAIL.	17	6	72	1	80	-	-
	MONTE VISTA CITY JAIL.	10	2	80	-	-	2	500
ROUTT COUNTY	COUNTY JAIL.	12	3	54	-	-	1	390
SAGUACHE COUNTY	COUNTY JAIL.	13	-	-	2	120	-	-
SEDGWICK COUNTY	COUNTY JAIL.	10	-	-	-	-	2	156
SUMMIT COUNTY	COUNTY JAIL.	14	-	-	3	35	2	70
TELLER COUNTY	COUNTY JAIL.	16	16	72	-	-	-	-
WASHINGTON COUNTY	COUNTY JAIL.	6	-	-	3	72	-	-
WELD COUNTY	COUNTY JAIL.	74	40	100	6	100	7	100
YUMA COUNTY	COUNTY JAIL.	12	2	60	1	90	2	144
STATE TOTAL		479		411		207	

See footnotes at end of table.

Table 2. Institutional data, by county, by local jail within county—Continued

Name of county	Name of jail	Confinement units--Continued				Institutional characteristics			
		Units for 5 or more inmates		Other units with beds		Year jail was built	Changes planned to jail between 1978 and 1982 (Y=Yes, N=No)		
		Number of units	Average floor space (sq. ft.)	Number of units	Average floor space (sq. ft.)		Renovating jail	Building new jail	Closing jail
COLORADO--CONTINUED									
RIO GRANDE COUNTY	COUNTY JAIL.	1	3118	2	72	1974	N	N	N
	MONTE VISTA CITY JAIL.	-	-	-	-	1930	N	N	N
ROUTT COUNTY	COUNTY JAIL.	1	2384	-	-	1922	N	Y	Y
SAGUACHE COUNTY	COUNTY JAIL.	1	2816	1	120	1957	N	N	N
SEDGWICK COUNTY	COUNTY JAIL.	-	-	1	144	1936	N	N	N
SUMMIT COUNTY	COUNTY JAIL.	-	-	-	-	1972	N	N	N
TELLER COUNTY	COUNTY JAIL.	-	-	-	-	1901	N	N	N
WASHINGTON COUNTY	COUNTY JAIL.	-	-	-	-	1940	N	N	N
WELD COUNTY	COUNTY JAIL.	-	-	3	103	1977	Y	N	N
YUMA COUNTY	COUNTY JAIL.	-	-	-	-	1963	N	N	N
STATE TOTAL	57		52			N 56 Y 5	N 56 Y 5	N 56 Y 5

Table 2. Institutional data, by county, by local jail within county—Continued

Name of county	Name of jail	Design/rated capacity of facility	Confinement units					
			Units for 1 inmate		Units for 2 inmates		Units for 3 or 4 inmates	
			Number of units	Average floor space (sq. ft.)	Number of units	Average floor space (sq. ft.)	Number of units	Average floor space (sq. ft.)
MONTANA--CONTINUED								
TOOLE COUNTY	COUNTY JAIL.	8	8	54	-	-	-	-
TREASURE COUNTY	COUNTY JAIL.	8	-	-	-	-	2	80
VALLEY COUNTY	COUNTY JAIL.	12	-	-	6	84	-	-
WHEATLAND COUNTY	COUNTY JAIL.	8	-	-	4	80	-	-
WIBAUX COUNTY	COUNTY JAIL.	3	3	72	-	-	-	-
YELLOWSTONE COUNTY	COUNTY JAIL.	62	4	80	17	96	2	168
	BILLINGS CITY JAIL	9	1	81	-	-	2	81
STATE TOTAL		95		209		88	

See footnotes at end of table.

Table 2. Institutional data, by county, by local jail within county—Continued

Name of county	Name of jail	Confinement units--Continued				Institutional characteristics			
		Units for 5 or more inmates		Other units with beds		Year jail was built	Changes planned to jail between 1978 and 1982 (Y=Yes, N=No)		
		Number of units	Average floor space (sq. ft.)	Number of units	Average floor space (sq. ft.)		Renovating jail	Building new jail	Closing jail
MONTANA--CONTINUED									
TOOLE COUNTY	COUNTY JAIL.	-	-	-	-	1976	N	N	N
TREASURE COUNTY	COUNTY JAIL.	-	-	-	-	1973	N	N	N
VALLEY COUNTY	COUNTY JAIL.	-	-	-	-	1973	N	N	N
WHEATLAND COUNTY	COUNTY JAIL.	-	-	-	-	1920	N	N	N
WIBAUX COUNTY	COUNTY JAIL.	-	-	-	-	1953	N	N	N
YELLOWSTONE COUNTY	COUNTY JAIL.	2	360	1	120	1962	Y	N	N
	BILLINGS CITY JAIL	-	-	-	-	1976	N	N	N
STATE TOTAL	22		17			N 52 Y 6	N 51 Y 7	N 53 Y 5

Table 2. Institutional data, by county, by local jail within county—Continued

Name of county	Name of jail	Design/rated capacity of facility	Confinement units					
			Units for 1 inmate		Units for 2 inmates		Units for 3 or 4 inmates	
			Number of units	Average floor space (sq. ft.)	Number of units	Average floor space (sq. ft.)	Number of units	Average floor space (sq. ft.)
NEVADA (22 JAILS)								
CHURCHILL COUNTY	COUNTY JAIL.	32	-	-	10	54	3	156
	FALLON CITY JAIL.	28	-	-	5	60	-	-
CLARK COUNTY	COUNTY JAIL.	500	5	80	10	164	42	88
	COUNTY JAIL ANNEX.	114	-	-	-	-	-	-
	COUNTY REHABILITATION FARM	120	-	-	-	-	-	-
	HENDERSON CITY JAIL.	24	-	-	-	-	5	90
	LAS VEGAS CITY JAIL.	74	-	-	-	-	-	-
DOUGLAS COUNTY	COUNTY JAIL.	24	-	-	3	108	1	352
ELKO COUNTY	COUNTY JAIL.	45	1	72	5	200	-	-
EUREKA COUNTY	COUNTY JAIL.	8	-	-	4	216	-	-
HUMBOLDT COUNTY	COUNTY JAIL.	28	28	64	-	-	-	-
LANDER COUNTY	AUSTIN JAIL.	11	3	80	-	-	2	60
LYON COUNTY	COUNTY JAIL.	22	16	72	3	50	-	-
MINERAL COUNTY	HAWTHORNE TOWN JAIL.	33	11	56	-	-	2	112
NYE COUNTY	COUNTY JAIL (TONOPAH).	22	22	72	-	-	-	-
	COUNTY JAIL (BEATTY).	2	2	70	-	-	-	-
ORMSBY COUNTY	CARSON CITY JAIL.	42	-	-	14	78	2	104
PERSHING COUNTY	COUNTY JAIL.	14	14	72	-	-	-	-
WASHOE COUNTY	COUNTY JAIL.	169	18	54	-	-	-	-
	RENO CITY JAIL.	117	3	49	4	49	-	-
	SPARKS CITY JAIL.	66	-	-	10	80	2	100
WHITE PINE COUNTY	COUNTY JAIL.	20	20	64	-	-	-	-
STATE TOTAL			143		68		59	

See footnotes at end of table.

Table 2. Institutional data, by county, by local jail within county—Continued

Name of county	Name of jail	Confinement units—Continued				Institutional characteristics			
		Units for 5 or more inmates		Other units with beds		Year jail was built	Changes planned to jail between 1978 and 1982 (Y=Yes, N=No)		
		Number of units	Average floor space (sq. ft.)	Number of units	Average floor space (sq. ft.)		Renovating jail	Building new jail	Closing jail
NEVADA (22 JAILS)									
CHURCHILL COUNTY	COUNTY JAIL.	-	-	-	-	1973	N	N	N
	FALLON CITY JAIL.	1	3150	-	-	1931	N	N	N
CLARK COUNTY	COUNTY JAIL.	5	984	1	924	1960	N	Y	N
	COUNTY JAIL ANNEX.	19	183	-	-	1973	N	N	N
	COUNTY REHABILITATION FARM	2	3060	-	-	1962	Y	N	N
	HENDERSON CITY JAIL.	-	-	1	225	1963	Y	N	N
	LAS VEGAS CITY JAIL.	5	828	2	475	1976	N	N	N
DOUGLAS COUNTY	COUNTY JAIL.	1	4538	1	304	1915	N	N	N
ELKO COUNTY	COUNTY JAIL.	2	2409	1	144	1911	N	N	N
EUREKA COUNTY	COUNTY JAIL.	-	-	-	-	1879	N	N	N
HUMBOLDT COUNTY	COUNTY JAIL.	-	-	-	-	1977	N	N	N
LANDER COUNTY	AUSTIN JAIL.	-	-	-	-	1930	N	N	N
LYON COUNTY	COUNTY JAIL.	-	-	-	-	1976	N	N	N
MINERAL COUNTY	HAWTHORNE TOWN JAIL.	2	2401	-	-	1970	N	N	N
NYE COUNTY	COUNTY JAIL (TONOPAH).	-	-	-	-	1905	N	N	N
	COUNTY JAIL (BEATTY).	-	-	-	-	1975	N	N	N
ORMSBY COUNTY	CARSON CITY JAIL.	-	-	2	98	1965	N	N	N
PERSHING COUNTY	COUNTY JAIL.	-	-	-	-	1975	N	N	N
WASHOE COUNTY	COUNTY JAIL.	6	1660	2	600	1961	N	N	N
	RENO CITY JAIL.	12	340	1	240	1929	N	N	N
	SPARKS CITY JAIL.	2	2047	2	90	1970	N	N	N
WHITE PINE COUNTY	COUNTY JAIL.	-	-	-	-	1976	N	N	N
STATE TOTAL		57		13			N 20 Y 2	N 21 Y 1	N 22 Y 0

Table 2. Institutional data, by county, by local jail within county—Continued

Name of county	Name of jail	Designated capacity of facility	Confinement units					
			Units for 1 inmate		Units for 2 inmates		Units for 3 or 4 inmates	
			Number of units	Average floor space (sq. ft.)	Number of units	Average floor space (sq. ft.)	Number of units	Average floor space (sq. ft.)
NEW MEXICO (38 JAILS)								
BERNALILLO COUNTY	COUNTY JAIL.	75	3	36	-	-	1	280
	MONTESSA PARK DETENTION CTR.	114	-	-	-	-	-	-
CATRON COUNTY	COUNTY JAIL.	10	-	-	3	60	1	80
CHAVES COUNTY	COUNTY JAIL.	120	-	-	1	68	6	64
COLFAX COUNTY	COUNTY JAIL.	26	-	-	1	120	-	-
CURRY COUNTY	COUNTY JAIL.	42	-	-	-	-	1	240
	CLOVIS CITY JAIL.	28	-	-	4	54	-	-
DE BACA COUNTY	COUNTY JAIL.	14	-	-	3	63	2	92
DONA ANA COUNTY	COUNTY JAIL.	195	2	60	-	-	9	295
EDDY COUNTY	COUNTY JAIL.	75	5	64	-	-	-	-
	ARTESIA CITY JAIL.	10	2	54	4	42	-	-
GRANT COUNTY	COUNTY JAIL.	31	31	54	-	-	-	-
GUADALUPE COUNTY	COUNTY JAIL.	26	2	48	-	-	6	100
HIDALGO COUNTY	COUNTY JAIL.	65	-	-	-	-	3	54
LEA COUNTY	COUNTY JAIL.	120	-	-	1	54	2	108
	EUNICE CITY JAIL.	8	-	-	-	-	1	120
	HOBBS CITY JAIL.	60	-	-	-	-	3	80
LINCOLN COUNTY	COUNTY JAIL.	47	-	-	2	32	9	40
LOS ALAMOS COUNTY	COUNTY JAIL.	17	-	-	2	56	3	182
MCKINLEY COUNTY	GALLUP CITY JAIL.	256	-	-	-	-	4	180
MORA COUNTY	COUNTY JAIL.	12	-	-	2	72	2	108
OTERO COUNTY	COUNTY JAIL.	65	7	54	1	90	5	119
	TULAROSA CITY JAIL.	10	-	-	4	81	-	-
QUAY COUNTY	COUNTY JAIL.	35	-	-	6	64	1	96
RIO ARRIBA COUNTY	COUNTY JAIL.	18	-	-	1	54	4	54
ROOSEVELT COUNTY	COUNTY JAIL.	24	1	54	12	54	-	-
SANDOVAL COUNTY	COUNTY JAIL.	32	2	42	2	42	6	81
SAN JUAN COUNTY	COUNTY JAIL.	40	-	-	-	-	3	104
	FARMINGTON CITY JAIL.	88	-	-	-	-	6	81
SAN MIGUEL COUNTY	COUNTY JAIL.	36	-	-	-	-	1	220
SANTA FE COUNTY	SANTA FE CITY JAIL.	148	10	54	16	120	2	120
SIERRA COUNTY	COUNTY JAIL.	18	1	70	1	140	4	520
SOCORRO COUNTY	COUNTY JAIL.	40	4	64	-	-	5	108
TAOS COUNTY	COUNTY JAIL.	32	4	48	5	64	5	228
TORRANCE COUNTY	COUNTY JAIL.	41	-	-	-	-	-	-
UNION COUNTY	CLAYTON CITY JAIL.	12	2	48	5	90	-	-
VALENCIA COUNTY	COUNTY JAIL.	44	1	72	1	108	4	108
	GRANTS CITY JAIL.	36	-	-	1	54	2	92
STATE TOTAL			77		78		101	

See footnotes at end of table.

Table 2. Institutional data, by county, by local jail within county—Continued

Name of county	Name of jail	Confinement units—Continued				Year jail was built	Institutional characteristics		
		Units for 5 or more inmates		Other units with beds			Changes planned to jail between 1978 and 1982 (Y=Yes, N=No)		
		Number of units	Average floor space (sq. ft.)	Number of units	Average floor space (sq. ft.)		Renovating jail	Building new jail	Closing jail
NEW MEXICO (38 JAILS)									
BERNALILLO COUNTY	COUNTY JAIL.	5	706	-	-	1926	N	Y	Y
	MONTESSA PARK DETENTION CTR.	5	1200	-	-	1965	N	N	Y
CATRON COUNTY	COUNTY JAIL.	-	-	-	-	1968	N	N	N
CHAVES COUNTY	COUNTY JAIL.	10	459	2	100	1912	N	N	N
COLFAX COUNTY	COUNTY JAIL.	4	1077	-	-	1935	N	N	N
CURRY COUNTY	COUNTY JAIL.	5	720	-	-	1936	N	N	N
	CLOVIS CITY JAIL.	1	3521	2	54	1960	N	N	N
DE BACA COUNTY	COUNTY JAIL.	-	-	-	-	1927	N	N	N
DONA ANA COUNTY	COUNTY JAIL.	2	759	-	-	1965	N	N	N
EDDY COUNTY	COUNTY JAIL.	7	580	3	180	1913	N	N	N
	ARTESIA CITY JAIL.	-	-	-	-	1930	N	Y	Y
GRANT COUNTY	COUNTY JAIL.	-	-	-	-	1975	N	N	N
GUADALUPE COUNTY	COUNTY JAIL.	-	-	-	-	1960	N	N	N
HIDALGO COUNTY	COUNTY JAIL.	2	2686	1	50	1970	N	N	N
LEA COUNTY	COUNTY JAIL.	8	766	1	520	1937	N	N	N
	EUNICE CITY JAIL.	1	5739	-	-	1958	N	N	N
	HOBBS CITY JAIL.	4	1237	-	-	1952	N	N	N
LINCOLN COUNTY	COUNTY JAIL.	1	3047	1	40	1965	N	N	N
LOS ALAMOS COUNTY	COUNTY JAIL.	-	-	1	56	1977	N	N	N
MCKINLEY COUNTY	GALLUP CITY JAIL.	6	1233	1	1350	1971	N	N	N
MORA COUNTY	COUNTY JAIL.	-	-	-	-	1972	N	N	N
OTERO COUNTY	COUNTY JAIL.	5	587	4	54	1976	N	N	N
	TULAROSA CITY JAIL.	1	-	1	144	1948	Y	N	N
QUAY COUNTY	COUNTY JAIL.	2	1593	-	-	1910	N	Y	Y
RIO ARRIBA COUNTY	COUNTY JAIL.	-	-	-	-	1970	N	N	N
ROOSEVELT COUNTY	COUNTY JAIL.	-	-	-	-	1937	N	N	N
SANDOVAL COUNTY	COUNTY JAIL.	-	-	1	120	1926	N	N	N
SAN JUAN COUNTY	COUNTY JAIL.	3	1115	1	130	1950	N	Y	N
	FARMINGTON CITY JAIL.	5	337	-	-	1957	N	N	N
SAN MIGUEL COUNTY	COUNTY JAIL.	4	1051	1	40	1941	N	N	N
SANTA FE COUNTY	SANTA FE CITY JAIL.	20	358	-	-	1937	N	N	N
SIERRA COUNTY	COUNTY JAIL.	-	-	-	-	1939	N	N	N
SOCORRO COUNTY	COUNTY JAIL.	2	3624	-	-	1970	N	N	N
TAOS COUNTY	COUNTY JAIL.	-	-	-	-	1932	N	N	N
TORRANCE COUNTY	COUNTY JAIL.	6	306	1	54	1966	N	N	N
UNION COUNTY	CLAYTON CITY JAIL.	-	-	-	-	1970	Y	N	N
VALENCIA COUNTY	COUNTY JAIL.	4	472	-	-	1960	Y	N	N
	GRANTS CITY JAIL.	3	761	-	-	1965	N	N	N
STATE TOTAL		115		21			N 35 Y 3	N 34 Y 4	N 34 Y 4

Table 2. Institutional data, by county, by local jail within county—Continued

Name of county	Name of jail	Confinement units						
		Design/rated capacity of facility	Units for 1 inmate		Units for 2 inmates		Units for 3 or 4 inmates	
			Number of units	Average floor space (sq. ft.)	Number of units	Average floor space (sq. ft.)	Number of units	Average floor space (sq. ft.)
UTAH (24 JAILS)								
BEAVER COUNTY	COUNTY JAIL.	12	-	-	6	54	-	-
BOX ELDER COUNTY	COUNTY JAIL.	30	14	57	4	77	-	-
CACHE COUNTY	COUNTY JAIL.	40	-	-	6	48	3	186
CARBON COUNTY	COUNTY JAIL.	28	-	-	-	-	7	100
DAVIS COUNTY	COUNTY JAIL.	38	2	80	-	-	9	100
DUCHESNE COUNTY	COUNTY JAIL.	36	-	-	-	-	9	500
EMERY COUNTY	COUNTY JAIL.	48	-	-	-	-	12	180
GARFIELD COUNTY	COUNTY JAIL.	4	-	-	2	45	-	-
GRAND COUNTY	COUNTY JAIL.	22	2	80	-	-	5	120
JUAB COUNTY	COUNTY JAIL.	24	-	-	-	-	6	100
KANE COUNTY	COUNTY JAIL.	8	-	-	4	48	-	-
SALT LAKE COUNTY	COUNTY JAIL.	345	116	40	-	-	-	-
SAN JUAN COUNTY	COUNTY JAIL.	20	-	-	2	100	1	150
SANPETE COUNTY	COUNTY JAIL.	9	-	-	-	-	3	80
SEVIER COUNTY	COUNTY JAIL.	28	8	48	2	288	-	-
SUMMIT COUNTY	COUNTY JAIL.	10	2	40	1	225	-	-
TOOELE COUNTY	COUNTY JAIL.	34	-	-	2	54	5	220
UINTAH COUNTY	COUNTY JAIL.	43	-	-	-	-	2	240
UTAH COUNTY	COUNTY JAIL.	144	4	124	12	168	19	316
	PROVO CITY JAIL.	12	-	-	2	32	2	48
	SPRINGVILLE CITY JAIL.	6	-	-	3	48	-	-
WASATCH COUNTY	COUNTY JAIL.	8	-	-	2	80	1	120
WASHINGTON COUNTY	COUNTY JAIL.	15	3	80	-	-	4	160
WEBER COUNTY	COUNTY JAIL.	126	2	40	9	40	9	75
STATE TOTAL		153		57		97	

See footnotes at end of table.

Table 2. Institutional data, by county, by local jail within county—Continued

Name of county	Name of jail	Confinement units—Continued				Institutional characteristics			
		Units for 5 or more inmates		Other units with beds		Year jail was built	Changes planned to jail between 1978 and 1982 (Yes, No)		
		Number of units	Average floor space (sq. ft.)	Number of units	Average floor space (sq. ft.)		Renovating jail	Building new jail	Closing jail
UTAH (24 JAILS)									
BEAVER COUNTY	COUNTY JAIL.	-	-	-	-	1973	N	N	N
BOX ELDER COUNTY	COUNTY JAIL.	1	1841	-	-	1920	N	N	N
CACHE COUNTY	COUNTY JAIL.	2	974	-	-	1964	N	N	N
CARBON COUNTY	COUNTY JAIL.	-	-	-	-	1958	N	N	N
DAVIS COUNTY	COUNTY JAIL.	-	-	-	-	1962	Y	N	N
DUCHESNE COUNTY	COUNTY JAIL.	-	-	-	-	1976	N	N	N
EMERY COUNTY	COUNTY JAIL.	-	-	-	-	1977	N	N	N
GARFIELD COUNTY	COUNTY JAIL.	-	-	-	-	1920	Y	N	N
GRAND COUNTY	COUNTY JAIL.	-	-	-	-	1965	N	N	N
JUAB COUNTY	COUNTY JAIL.	-	-	-	-	1974	N	N	N
KANE COUNTY	COUNTY JAIL.	-	-	-	-	1932	N	N	N
SALT LAKE COUNTY	COUNTY JAIL.	20	374	1	72	1966	N	N	N
SAN JUAN COUNTY	COUNTY JAIL.	2	1017	-	-	1956	N	N	N
SANPETE COUNTY	COUNTY JAIL.	-	-	-	-	1935	N	N	N
SEVIER COUNTY	COUNTY JAIL.	1	2022	-	-	1973	N	N	N
SUMMIT COUNTY	COUNTY JAIL.	1	2022	-	-	1905	N	Y	N
TOOELE COUNTY	COUNTY JAIL.	2	843	-	-	1974	N	N	N
UINTAH COUNTY	COUNTY JAIL.	3	1241	1	384	1958	N	N	N
UTAH COUNTY	COUNTY JAIL.	5	904	-	-	1978	N	N	N
	PROVO CITY JAIL.	-	-	-	-	1971	N	N	N
	SPRINGVILLE CITY JAIL.	-	-	-	-	1966	N	N	N
WASATCH COUNTY	COUNTY JAIL.	-	-	-	-	1968	N	N	N
WASHINGTON COUNTY	COUNTY JAIL.	-	-	-	-	1967	N	N	N
WEBER COUNTY	COUNTY JAIL.	6	195	2	40	1939	N	N	N
STATE TOTAL	43		4			N 22 Y 2	N 23 Y 1	N 24 Y 0

Table 2. Institutional data, by county, by local jail within county—Continued

Name of county	Name of jail	Design/rated capacity of facility	Confinement units					
			Units for 1 inmate		Units for 2 inmates		Units for 3 or 4 inmates	
			Number of units	Average floor space (sq. ft.)	Number of units	Average floor space (sq. ft.)	Number of units	Average floor space (sq. ft.)
WYOMING (31 JAILS)								
ALBANY COUNTY	COUNTY JAIL.	34	2	54	-	-	2	120
BIG HORN COUNTY	COUNTY JAIL.	12	2	108	3	135	1	144
CAMPBELL COUNTY	COUNTY JAIL.	38	-	-	7	49	6	64
	GILLETTE CITY JAIL.	8	-	-	4	48	-	-
CARBON COUNTY	COUNTY JAIL.	46	-	-	2	96	2	120
CONVERSE COUNTY	COUNTY JAIL.	32	9	40	-	-	1	96
CROOK COUNTY	COUNTY JAIL.	15	3	50	-	-	3	120
	COUNTY JAIL.	28	-	-	4	54	-	-
FREMONT COUNTY	RIVERTON CITY JAIL.	21	-	-	2	96	4	216
	COUNTY JAIL.	28	-	-	-	-	3	216
GOSHEN COUNTY	TORRINGTON CITY JAIL.	14	-	-	3	54	2	54
	COUNTY JAIL.	18	-	-	1	200	4	168
HOT SPRINGS COUNTY	THERMOPOLIS CITY JAIL.	10	-	-	3	48	1	96
	COUNTY JAIL.	17	17	72	-	-	-	-
JOHNSON COUNTY	COUNTY JAIL.	55	-	-	24	60	1	650
	CHEYENNE CITY JAIL.	69	1	48	-	-	4	64
LARAMIE COUNTY	COUNTY JAIL.	24	-	-	6	35	2	225
NATRONA COUNTY	COUNTY JAIL.	39	2	60	4	110	-	-
NIOBRARA COUNTY	COUNTY JAIL.	8	4	80	2	80	-	-
PARK COUNTY	COUNTY JAIL.	21	3	54	4	72	-	-
	POWELL CITY JAIL.	16	-	-	-	-	4	150
PLATTE COUNTY	COUNTY JAIL.	36	-	-	-	-	9	92
SHERIDAN COUNTY	COUNTY JAIL.	22	-	-	11	60	-	-
	SHERIDAN CITY JAIL.	6	-	-	3	72	-	-
SUBLETTE COUNTY	COUNTY JAIL.	12	4	216	4	324	-	-
SWEETWATER COUNTY	COUNTY JAIL.	82	7	54	2	54	4	90
TETON COUNTY	COUNTY JAIL.	16	4	40	-	-	3	64
VINTA COUNTY	COUNTY JAIL.	24	2	64	7	96	-	-
WASHAKIE COUNTY	COUNTY JAIL.	11	-	-	4	48	1	500
	WORLAND CITY JAIL.	10	-	-	3	108	1	180
WESTON COUNTY	COUNTY JAIL.	10	-	-	2	60	-	-
STATE TOTAL		60		105		58	

- Represents zero or rounds to zero.
 NA Not available.
 X Not applicable.

Table 2. Institutional data, by county, by local jail within county—Continued

Name of county	Name of jail	Confinement units—Continued				Year jail was built	Institutional characteristics		
		Units for 5 or more inmates		Other units with beds			Changes planned to jail between 1978 and 1982 (Y=Yes, N=No)		
		Number of units	Average floor space (sq. ft.)	Number of units	Average floor space (sq. ft.)		Renovating jail	Building new jail	Closing jail
WYOMING (31 JAILS)									
ALBANY COUNTY	COUNTY JAIL.	3	3043	-	-	1932	N	N	N
BIG HORN COUNTY	COUNTY JAIL.	-	-	-	-	1966	N	N	N
CAMPBELL COUNTY	COUNTY JAIL.	-	-	-	-	1971	N	N	N
	GILLETTE CITY JAIL.	-	-	-	-	1936	N	N	N
CARBON COUNTY	COUNTY JAIL.	4	2285	1	180	1939	N	N	N
CONVERSE COUNTY	COUNTY JAIL.	2	4488	-	-	1977	N	N	N
CROOK COUNTY	COUNTY JAIL.	-	-	-	-	1968	N	N	N
FREMONT COUNTY	COUNTY JAIL.	2	2594	-	-	1956	N	N	N
	RIVERTON CITY JAIL.	-	-	1	96	1961	N	N	N
GOSHEN COUNTY	COUNTY JAIL.	2	2497	-	-	1928	N	N	N
	TORRINGTON CITY JAIL.	-	-	-	-	1937	N	N	N
HOT SPRINGS COUNTY	COUNTY JAIL.	-	-	-	-	1938	N	Y	Y
	THERMOPOLIS CITY JAIL.	-	-	-	-	1945	N	N	N
JOHNSON COUNTY	COUNTY JAIL.	-	-	-	-	1976	N	N	N
LARAMIE COUNTY	COUNTY JAIL.	-	-	3	81	1917	N	Y	Y
	CHEYENNE CITY JAIL.	6	933	1	255	1958	N	N	N
LINCOLN COUNTY	COUNTY JAIL.	-	-	1	240	1913	N	Y	Y
NATRONA COUNTY	COUNTY JAIL.	5	1145	-	-	1937	N	Y	Y
NIOBRARA COUNTY	COUNTY JAIL.	-	-	-	-	1913	N	N	N
PARK COUNTY	COUNTY JAIL.	-	-	1	480	1966	N	N	N
	POWELL CITY JAIL.	-	-	-	-	1975	N	N	N
PLATTE COUNTY	COUNTY JAIL.	-	-	-	-	1917	N	N	N
SHERIDAN COUNTY	COUNTY JAIL.	-	-	-	-	1906	N	N	N
	SHERIDAN CITY JAIL.	-	-	-	-	1910	N	N	N
SUBLETTE COUNTY	COUNTY JAIL.	-	-	-	-	1974	N	N	N
SWEETWATER COUNTY	COUNTY JAIL.	4	1327	1	400	1965	N	N	N
TETON COUNTY	COUNTY JAIL.	-	-	-	-	1968	N	N	N
VINTA COUNTY	COUNTY JAIL.	1	5226	-	-	1977	N	N	N
WASHAKIE COUNTY	COUNTY JAIL.	-	-	-	-	1936	N	N	N
	WORLAND CITY JAIL.	-	-	-	-	1935	N	N	N
WESTON COUNTY	COUNTY JAIL.	-	-	1	180	1953	N	N	N
STATE TOTAL	29		10			N 31 Y 0	N 27 Y 4	N 27 Y 4

Table 3. Employment data, by county, by local jail within county

Name of county	Name of jail	Total numbers of employees			Types of employees					
					Administration			Custodial officers		
		Total	Full-time	Part-time	Total	Full-time	Part-time	Total	Full-time	Part-time
ALASKA (6 JAILS)										
KETCHIKAN-GATEWAY BOROUGH	SITKA CITY-BOROUGH JAIL. . .	18	-	18	1	-	1	11	-	11
KENAI PENINSULA BOROUGH	SEWARD CITY JAIL	9	-	9	9	-	9	-	-	-
KODIAK ISLAND BOROUGH	KODIAK CITY JAIL	2	2	-	1	1	-	-	-	-
NONBOROUGH	BETHEL CITY JAIL	11	-	11	10	-	10	-	-	-
	CORDOVA CITY JAIL	7	-	7	1	-	1	-	-	-
	KOTZEBUE CITY JAIL	14	5	9	7	-	7	7	5	2
STATE TOTAL	61	7	54	29	1	28	18	5	13

See footnote at end of table.

Table 3. Employment data, by county, by local jail within county—Continued

Name of county	Name of jail	Types of employees—Continued								
		Clerical and maintenance personnel			Service personnel (e.g., academic teachers, nurses, doctors, etc.)			Other personnel (e.g., ministers/librarians, etc.)		
		Total	Full-time	Part-time	Total	Full-time	Part-time	Total	Full-time	Part-time
ALASKA (6 JAILS)										
KETCHIKAN-GATEWAY BOROUGH	SITKA CITY-BOROUGH JAIL. . .	6	-	6	-	-	-	-	-	-
KENAI PENINSULA BOROUGH	SEWARD CITY JAIL	-	-	-	-	-	-	-	-	-
KODIAK ISLAND BOROUGH	KODIAK CITY JAIL	1	1	-	-	-	-	-	-	-
NONBOROUGH	BETHEL CITY JAIL	1	-	1	-	-	-	-	-	-
	CORDOVA CITY JAIL	6	-	6	-	-	-	-	-	-
	KOTZEBUE CITY JAIL	-	-	-	-	-	-	-	-	-
STATE TOTAL	14	1	13	-	-	-	-	-	-

Table 3. Employment data, by county, by local jail within county—Continued

Table with columns for Name of county, Name of jail, Total numbers of employees (Total, Full-time, Part-time), and Types of employees (Administration: Total, Full-time, Part-time; Custodial officers: Total, Full-time, Part-time). Rows list various counties and their respective jails.

See footnote at end of table.

Table 3. Employment data, by county, by local jail within county—Continued

Table with columns for Name of county, Name of jail, Types of employees—Continued (Clerical and maintenance personnel: Total, Full-time, Part-time; Service personnel: Total, Full-time, Part-time; Other personnel: Total, Full-time, Part-time). Rows list various counties and their respective jails.

Table 3. Employment data, by county, by local jail within county—Continued

Table with columns: Name of county, Name of jail, Total numbers of employees (Total, Full-time, Part-time), Types of employees (Administration: Total, Full-time, Part-time; Custodial officers: Total, Full-time, Part-time). Rows include various counties like PLACER, PLUMAS, RIVERSIDE, etc., and a STATE TOTAL row.

See footnote at end of table.

Table 3. Employment data, by county, by local jail within county—Continued

Table with columns: Name of county, Name of jail, Types of employees--Continued (Clerical and maintenance personnel: Total, Full-time, Part-time; Service personnel: Total, Full-time, Part-time; Other personnel: Total, Full-time, Part-time). Rows include various counties like PLACER, PLUMAS, RIVERSIDE, etc., and a STATE TOTAL row.

Table 3. Employment data, by county, by local jail within county—Continued

Name of county	Name of jail	Types of employees											
		Total numbers of employees			Administration						Custodial officers		
		Total	Full-time	Part-time	Administration			Custodial officers			Total	Full-time	Part-time
					Total	Full-time	Part-time	Total	Full-time	Part-time			
COLORADO (61 JAILS)													
ADAMS COUNTY	COUNTY JAIL.	30	25	5	4	4	-	18	18	-			
ALAMOSA COUNTY	COUNTY JAIL.	11	-	11	10	-	10	-	-	-			
	ALAMOSA CITY JAIL.	3	1	2	2	-	2	-	1	-			
ARAPAHOE COUNTY	COUNTY JAIL.	43	40	3	3	1	2	32	32	-			
ARCHULETA COUNTY	COUNTY JAIL.	1	-	1	1	-	1	-	-	-			
BACA COUNTY	COUNTY JAIL.	8	-	8	5	-	5	-	-	-			
BENT COUNTY	COUNTY JAIL.	3	-	3	3	-	3	-	-	-			
BOULDER COUNTY	COUNTY JAIL.	63	56	7	11	9	2	36	36	-			
	LONGMONT CITY JAIL.	46	-	46	46	-	46	-	-	-			
CHAFFEE COUNTY	COUNTY JAIL.	5	-	5	5	-	5	-	-	-			
CHEYENNE COUNTY	COUNTY JAIL.	6	1	5	4	-	4	1	1	-			
CLEAR CREEK COUNTY	COUNTY JAIL.	6	5	1	1	1	-	3	3	-			
CONEJOS COUNTY	COUNTY JAIL.	4	1	3	1	1	-	3	-	3			
COSTILLA COUNTY	COUNTY JAIL.	8	-	8	4	-	4	2	-	2			
CROWLEY COUNTY	COUNTY JAIL.	9	-	9	9	-	9	-	-	-			
DELTA COUNTY	COUNTY JAIL.	3	2	1	2	1	1	1	1	-			
DENVER CITY-COUNTY	DENVER CITY JAIL.	129	128	1	2	2	-	116	116	-			
	COUNTY JAIL.	157	154	3	1	1	-	126	126	-			
DOUGLAS COUNTY	COUNTY JAIL.	7	-	7	7	-	7	-	-	-			
EAGLE COUNTY	COUNTY JAIL.	5	-	5	5	-	5	-	-	-			
ELBERT COUNTY	COUNTY JAIL.	5	1	4	4	-	4	1	1	-			
EL PASO COUNTY	COUNTY JAIL.	87	86	1	3	3	-	57	57	-			
FREMONT COUNTY	COUNTY JAIL.	22	2	20	20	-	20	2	2	-			
GARFIELD COUNTY	COUNTY JAIL.	3	3	-	1	1	-	1	1	-			
GILPIN COUNTY	COUNTY JAIL.	4	-	4	4	-	4	-	-	-			
GRAND COUNTY	COUNTY JAIL.	6	-	6	4	-	4	1	-	1			
GUNNISON COUNTY	COUNTY JAIL.	5	-	5	1	-	1	3	-	3			
HUERFANO COUNTY	COUNTY JAIL.	4	4	-	-	-	-	4	4	-			
JEFFERSON COUNTY	COUNTY JAIL.	52	36	16	10	8	2	30	25	5			
KIOWA COUNTY	COUNTY JAIL.	2	-	2	2	-	2	-	-	-			
KIT CARSON COUNTY	COUNTY JAIL.	4	-	4	3	-	3	-	-	-			
LAKE COUNTY	COUNTY JAIL.	14	3	11	10	-	10	3	3	-			
LA PLATA COUNTY	COUNTY JAIL.	11	11	-	2	2	-	8	8	-			
LARIMER COUNTY	COUNTY JAIL.	18	18	-	4	4	-	12	12	-			
LAS ANIMAS COUNTY	COUNTY JAIL.	7	5	2	2	1	1	3	3	-			
LINCOLN COUNTY	COUNTY JAIL.	4	-	4	3	-	3	-	-	-			
LOGAN COUNTY	COUNTY JAIL.	5	5	-	5	5	-	-	-	-			
MESA COUNTY	COUNTY JAIL.	11	9	2	9	9	-	-	-	-			
MOFFAT COUNTY	COUNTY JAIL.	5	5	-	1	1	-	4	4	-			
MONTEZUMA COUNTY	COUNTY JAIL.	20	10	10	7	4	3	5	4	1			
MONTRORSE COUNTY	COUNTY JAIL.	7	6	1	1	1	-	4	4	-			
MORGAN COUNTY	COUNTY JAIL.	10	3	7	7	-	7	3	3	-			
	BRUSH CITY JAIL.	8	-	8	8	-	8	-	-	-			
	FORT MORGAN CITY JAIL.	17	-	17	17	-	17	-	-	-			
OTERO COUNTY	COUNTY JAIL.	5	4	1	1	1	-	4	3	1			
PHILLIPS COUNTY	COUNTY JAIL.	3	-	3	3	-	3	-	-	-			
PITKIN COUNTY	COUNTY JAIL.	3	1	2	2	1	1	1	-	1			
PROWERS COUNTY	COUNTY JAIL.	5	-	5	5	-	5	-	-	-			
PUEBLO COUNTY	COUNTY JAIL.	29	29	-	6	6	-	19	19	-			
	PUEBLO CITY JAIL.	7	-	7	2	-	2	5	-	5			
RIO BLANCO COUNTY	COUNTY JAIL.	7	1	6	2	-	2	2	-	2			

See footnote at end of table.

Table 3. Employment data, by county, by local jail within county—Continued

Name of county	Name of jail	Types of employees—Continued								
		Clerical and maintenance personnel			Service personnel (e.g., academic teachers, nurses, doctors, etc.)			Other personnel (e.g., ministers/librarians, etc.)		
		Total	Full-time	Part-time	Total	Full-time	Part-time	Total	Full-time	Part-time
COLORADO (61 JAILS)										
ADAMS COUNTY	COUNTY JAIL.	3	3	-	5	-	5	-	-	-
ALAMOSA COUNTY	COUNTY JAIL.	1	-	1	-	-	-	-	-	-
	ALAMOSA CITY JAIL.	-	-	-	-	-	-	-	-	-
ARAPAHOE COUNTY	COUNTY JAIL.	5	5	-	3	2	1	-	-	-
ARCHULETA COUNTY	COUNTY JAIL.	-	-	-	-	-	-	-	-	-
BACA COUNTY	COUNTY JAIL.	3	-	3	-	-	-	-	-	-
BENT COUNTY	COUNTY JAIL.	-	-	-	-	-	-	-	-	-
BOULDER COUNTY	COUNTY JAIL.	5	5	-	7	4	3	4	2	2
	LONGMONT CITY JAIL.	-	-	-	-	-	-	-	-	-
CHAFFEE COUNTY	COUNTY JAIL.	-	-	-	-	-	-	-	-	-
CHEYENNE COUNTY	COUNTY JAIL.	1	-	1	-	-	-	-	-	-
CLEAR CREEK COUNTY	COUNTY JAIL.	2	1	1	-	-	-	-	-	-
CONEJOS COUNTY	COUNTY JAIL.	-	-	-	-	-	-	-	-	-
COSTILLA COUNTY	COUNTY JAIL.	2	-	2	-	-	-	-	-	-
CROWLEY COUNTY	COUNTY JAIL.	-	-	-	-	-	-	-	-	-
DELTA COUNTY	COUNTY JAIL.	-	-	-	-	-	-	-	-	-
DENVER CITY-COUNTY	DENVER CITY JAIL.	5	5	-	6	5	1	-	-	-
	COUNTY JAIL.	20	19	1	10	8	2	-	-	-
DOUGLAS COUNTY	COUNTY JAIL.	-	-	-	-	-	-	-	-	-
EAGLE COUNTY	COUNTY JAIL.	-	-	-	-	-	-	-	-	-
ELBERT COUNTY	COUNTY JAIL.	-	-	-	-	-	-	-	-	-
EL PASO COUNTY	COUNTY JAIL.	14	14	-	7	6	1	6	6	-
FREMONT COUNTY	COUNTY JAIL.	-	-	-	-	-	-	-	-	-
GARFIELD COUNTY	COUNTY JAIL.	1	1	-	-	-	-	-	-	-
GILPIN COUNTY	COUNTY JAIL.	-	-	-	-	-	-	-	-	-
GRAND COUNTY	COUNTY JAIL.	1	-	1	-	-	-	-	-	-
GUNNISON COUNTY	COUNTY JAIL.	1	-	1	-	-	-	-	-	-
HUERFANO COUNTY	COUNTY JAIL.	-	-	-	-	-	-	-	-	-
JEFFERSON COUNTY	COUNTY JAIL.	4	1	3	8	2	6	-	-	-
KIOWA COUNTY	COUNTY JAIL.	-	-	-	-	-	-	-	-	-
KIT CARSON COUNTY	COUNTY JAIL.	1	-	1	-	-	-	-	-	-
LAKE COUNTY	COUNTY JAIL.	1	-	1	-	-	-	-	-	-
LA PLATA COUNTY	COUNTY JAIL.	1	1	-	-	-	-	-	-	-
LARIMER COUNTY	COUNTY JAIL.	2	2	-	-	-	-	-	-	-
LAS ANIMAS COUNTY	COUNTY JAIL.	2	1	1	-	-	-	-	-	-
LINCOLN COUNTY	COUNTY JAIL.	1	-	1	-	-	-	-	-	-
LOGAN COUNTY	COUNTY JAIL.	-	-	-	-	-	-	-	-	-
MESA COUNTY	COUNTY JAIL.	-	-	-	2	-	2	-	-	-
MOFFAT COUNTY	COUNTY JAIL.	-	-	-	-	-	-	-	-	-
MONTEZUMA COUNTY	COUNTY JAIL.	2	2	-	6	-	6	-	-	-
MONTRORSE COUNTY	COUNTY JAIL.	2	1	1	-	-	-	-	-	-
MORGAN COUNTY	COUNTY JAIL.	-	-	-	-	-	-	-	-	-
	BRUSH CITY JAIL.	-	-	-	-	-	-	-	-	-
	FORT MORGAN CITY JAIL.	-	-	-	-	-	-	-	-	-
OTERO COUNTY	COUNTY JAIL.	-	-	-	-	-	-	-	-	-
PHILLIPS COUNTY	COUNTY JAIL.	-	-	-	-	-	-	-	-	-
PITKIN COUNTY	COUNTY JAIL.	-	-	-	-	-	-	-	-	-
PROWERS COUNTY	COUNTY JAIL.	-	-	-	-	-	-	-	-	-
PUEBLO COUNTY	COUNTY JAIL.	4	4	-	-	-	-	-	-	-
	PUEBLO CITY JAIL.	-	-	-	-	-	-	-	-	-
RIO BLANCO COUNTY	COUNTY JAIL.	3	1	2	-	-	-	-	-	-

Table 3. Employment data, by county, by local jail within county—Continued

Name of county	Name of jail	Total numbers of employees			Types of employees					
		Total	Full-time	Part-time	Administration			Custodial officers		
					Total	Full-time	Part-time	Total	Full-time	Part-time
COLORADO--CONTINUED										
RIO GRANDE COUNTY	COUNTY JAIL.	4	4	-	-	-	-	4	4	-
	MONTE VISTA CITY JAIL.	2	-	2	1	-	1	-	-	-
ROUTT COUNTY	COUNTY JAIL.	15	-	15	15	-	15	-	-	-
SAGUACHE COUNTY	COUNTY JAIL.	6	-	6	6	-	6	-	-	-
SEDGWICK COUNTY	COUNTY JAIL.	5	-	5	2	-	2	2	-	2
SUMMIT COUNTY	COUNTY JAIL.	6	6	-	2	2	-	4	4	-
TELLER COUNTY	COUNTY JAIL.	9	2	7	8	1	7	-	-	-
WASHINGTON COUNTY	COUNTY JAIL.	7	-	7	7	-	7	-	-	-
W. J. COUNTY	COUNTY JAIL.	68	68	-	2	2	-	52	52	-
YUMA COUNTY	COUNTY JAIL.	4	-	4	4	-	4	-	-	-
STATE TOTAL		1 063	735	328	322	72	250	573	547	26

See footnote at end of table.

Table 3. Employment data, by county, by local jail within county—Continued

Name of county	Name of jail	Types of employees--Continued								
		Clerical and maintenance personnel			Service personnel (e.g., academic teachers, nurses, doctors, etc.)			Other personnel (e.g., ministers/librarians, etc.)		
		Total	Full-time	Part-time	Total	Full-time	Part-time	Total	Full-time	Part-time
COLORADO--CONTINUED										
RIO GRANDE COUNTY	COUNTY JAIL.	-	-	-	-	-	-	-	-	-
	MONTE VISTA CITY JAIL.	1	-	1	-	-	-	-	-	-
ROUTT COUNTY	COUNTY JAIL.	-	-	-	-	-	-	-	-	-
SAGUACHE COUNTY	COUNTY JAIL.	-	-	-	-	-	-	-	-	-
SEDGWICK COUNTY	COUNTY JAIL.	1	-	1	-	-	-	-	-	-
SUMMIT COUNTY	COUNTY JAIL.	-	-	-	-	-	-	-	-	-
TELLER COUNTY	COUNTY JAIL.	1	1	-	-	-	-	-	-	-
WASHINGTON COUNTY	COUNTY JAIL.	-	-	-	-	-	-	-	-	-
WELD COUNTY	COUNTY JAIL.	7	7	-	7	7	-	-	-	-
YUMA COUNTY	COUNTY JAIL.	-	-	-	-	-	-	-	-	-
STATE TOTAL		97	74	23	61	34	27	10	8	2

Table 3. Employment data, by county, by local jail within county—Continued

Name of county	Name of jail	Total numbers of employees			Types of employees					
		Total	Full-time	Part-time	Administration			Custodial officers		
					Total	Full-time	Part-time	Total	Full-time	Part-time
IDAHO (45 JAILS)										
ADA COUNTY	COUNTY JAIL.	19	18	1	1	1	-	18	17	1
ADAMS COUNTY	COUNTY JAIL.	4	-	4	4	-	4	-	-	-
BANNOCK COUNTY	COUNTY JAIL.	9	9	-	1	1	-	4	4	-
BEAR LAKE COUNTY	MONTPELIER CITY JAIL.	5	-	5	5	-	5	-	-	-
BENEWAH COUNTY	COUNTY JAIL.	4	-	4	4	-	4	-	-	-
BINGHAM COUNTY	COUNTY JAIL.	5	3	2	2	1	1	2	2	-
BLAINE COUNTY	COUNTY JAIL.	9	2	7	5	1	4	1	1	-
BOISE COUNTY	COUNTY JAIL.	3	1	2	1	-	1	2	1	1
BONNER COUNTY	COUNTY JAIL.	6	4	2	1	-	1	5	4	1
BONNEVILLE COUNTY	COUNTY JAIL.	8	7	1	1	1	-	6	6	-
BOUNDARY COUNTY	COUNTY JAIL.	14	-	14	7	-	7	1	-	1
BUTTE COUNTY	COUNTY JAIL.	5	-	5	4	-	4	-	-	-
CANYON COUNTY	COUNTY JAIL.	15	8	7	1	1	-	7	7	-
	NAMPA CITY JAIL.	4	2	2	1	-	1	3	2	1
CARIBOU COUNTY	COUNTY JAIL.	6	-	6	6	-	6	-	-	-
CASSIA COUNTY	COUNTY JAIL.	4	3	1	1	-	1	3	3	-
CLARK COUNTY	COUNTY JAIL.	4	-	4	2	-	2	-	-	-
CLEARWATER COUNTY	COUNTY JAIL.	21	10	11	12	3	9	3	2	1
CUSTER COUNTY	COUNTY JAIL.	7	-	7	6	-	6	-	-	-
ELMORE COUNTY	COUNTY JAIL.	6	6	-	1	1	-	4	4	-
FRANKLIN COUNTY	COUNTY JAIL.	8	-	8	8	-	8	-	-	-
FREMONT COUNTY	COUNTY JAIL.	6	1	5	5	-	5	1	1	-
GEM COUNTY	COUNTY JAIL.	10	1	9	6	-	6	1	1	-
GOODING COUNTY	COUNTY JAIL.	3	2	1	1	-	1	2	2	-
IDAHO COUNTY	COUNTY JAIL.	12	1	11	9	-	9	1	1	-
JEFFERSON COUNTY	COUNTY JAIL.	4	-	4	4	-	4	-	-	-
JEROME COUNTY	COUNTY JAIL.	9	4	5	8	3	5	1	1	-
KOOTENAI COUNTY	COUNTY JAIL.	17	4	13	3	1	2	10	-	10
LATAH COUNTY	COUNTY JAIL.	8	1	7	7	1	6	1	-	1
LEMHI COUNTY	COUNTY JAIL.	5	-	5	5	-	5	-	-	-
LEWIS COUNTY	COUNTY JAIL.	16	-	16	16	-	16	-	-	-
LINCOLN COUNTY	COUNTY JAIL.	4	-	4	4	-	4	-	-	-
MADISON COUNTY	COUNTY JAIL.	7	1	6	6	-	6	1	1	-
MINIDOKA COUNTY	COUNTY JAIL.	11	-	11	8	-	8	-	-	-
NEZ PERCE COUNTY	COUNTY JAIL.	26	-	26	4	-	4	12	-	12
ONEIDA COUNTY	COUNTY JAIL.	6	-	6	1	-	1	4	-	4
OWYHEE COUNTY	COUNTY JAIL.	8	-	8	8	-	8	-	-	-
PAYETTE COUNTY	COUNTY JAIL.	5	5	-	1	1	-	3	3	-
POWER COUNTY	COUNTY JAIL.	2	1	1	2	1	1	-	-	-
SHOSHONE COUNTY	COUNTY JAIL.	22	-	22	20	-	20	2	-	2
TETON COUNTY	COUNTY JAIL.	3	-	3	2	-	2	-	-	-
TWIN FALLS COUNTY	COUNTY JAIL.	25	-	25	25	-	25	-	-	-
	BUHL CITY JAIL.	5	-	5	4	-	4	-	-	-
VALLEY COUNTY	COUNTY JAIL.	3	-	3	1	-	1	1	-	1
WASHINGTON COUNTY	COUNTY JAIL.	12	-	12	12	-	12	-	-	-
STATE TOTAL		395	94	301	236	17	219	99	63	36

See footnote at end of table.

Table 3. Employment data, by county, by local jail within county—Continued

Name of county	Name of jail	Types of employees—Continued								
		Clerical and maintenance personnel			Service personnel (e.g., academic teachers, nurses, doctors, etc.)			Other personnel (e.g., ministers/librarians, etc.)		
		Total	Full-time	Part-time	Total	Full-time	Part-time	Total	Full-time	Part-time
IDAHO (45 JAILS)										
ADA COUNTY	COUNTY JAIL.	-	-	-	-	-	-	-	-	-
ADAMS COUNTY	COUNTY JAIL.	-	-	-	-	-	-	-	-	-
BANNOCK COUNTY	COUNTY JAIL.	3	3	-	1	1	-	-	-	-
BEAR LAKE COUNTY	MONTPELIER CITY JAIL.	-	-	-	-	-	-	-	-	-
BENEWAH COUNTY	COUNTY JAIL.	-	-	-	-	-	-	-	-	-
BINGHAM COUNTY	COUNTY JAIL.	1	-	1	-	-	-	-	-	-
BLAINE COUNTY	COUNTY JAIL.	3	-	3	-	-	-	-	-	-
BOISE COUNTY	COUNTY JAIL.	-	-	-	-	-	-	-	-	-
BONNER COUNTY	COUNTY JAIL.	-	-	-	-	-	-	-	-	-
BONNEVILLE COUNTY	COUNTY JAIL.	-	-	-	1	-	1	-	-	-
BOUNDARY COUNTY	COUNTY JAIL.	6	-	6	-	-	-	-	-	-
BUTTE COUNTY	COUNTY JAIL.	1	-	1	-	-	-	-	-	-
CANYON COUNTY	COUNTY JAIL.	-	-	-	7	-	7	-	-	-
	NAMPA CITY JAIL.	-	-	-	-	-	-	-	-	-
CARIBOU COUNTY	COUNTY JAIL.	-	-	-	-	-	-	-	-	-
CASSIA COUNTY	COUNTY JAIL.	-	-	-	-	-	-	-	-	-
CLARK COUNTY	COUNTY JAIL.	1	-	1	1	-	1	-	-	1
CLEARWATER COUNTY	COUNTY JAIL.	6	5	1	-	-	-	-	-	-
CUSTER COUNTY	COUNTY JAIL.	1	-	1	-	-	-	-	-	-
ELMORE COUNTY	COUNTY JAIL.	1	1	-	-	-	-	-	-	-
FRANKLIN COUNTY	COUNTY JAIL.	-	-	-	-	-	-	-	-	-
FREMONT COUNTY	COUNTY JAIL.	3	-	3	-	-	-	-	-	-
GEM COUNTY	COUNTY JAIL.	-	-	-	-	-	-	-	-	-
GOODING COUNTY	COUNTY JAIL.	-	-	-	-	-	-	-	-	-
IDAHO COUNTY	COUNTY JAIL.	2	-	2	-	-	-	-	-	-
JEFFERSON COUNTY	COUNTY JAIL.	-	-	-	-	-	-	-	-	-
JEROME COUNTY	COUNTY JAIL.	-	-	-	-	-	-	-	-	-
KOOTENAI COUNTY	COUNTY JAIL.	3	2	1	1	1	1	-	-	-
LATAH COUNTY	COUNTY JAIL.	-	-	-	-	-	-	-	-	-
LEMHI COUNTY	COUNTY JAIL.	-	-	-	-	-	-	-	-	-
LEWIS COUNTY	COUNTY JAIL.	-	-	-	-	-	-	-	-	-
LINCOLN COUNTY	COUNTY JAIL.	-	-	-	-	-	-	-	-	-
MADISON COUNTY	COUNTY JAIL.	-	-	-	-	-	-	-	-	-
MINIDOKA COUNTY	COUNTY JAIL.	3	-	3	-	-	-	-	-	-
NEZ PERCE COUNTY	COUNTY JAIL.	7	-	7	3	-	3	-	-	-
ONEIDA COUNTY	COUNTY JAIL.	1	-	1	-	-	-	-	-	-
OWYHEE COUNTY	COUNTY JAIL.	-	-	-	-	-	-	-	-	-
PAYETTE COUNTY	COUNTY JAIL.	1	1	-	-	-	-	-	-	-
POWER COUNTY	COUNTY JAIL.	-	-	-	-	-	-	-	-	-
SHOSHONE COUNTY	COUNTY JAIL.	-	-	-	-	-	-	-	-	-
TETON COUNTY	COUNTY JAIL.	1	-	1	-	-	-	-	-	-
TWIN FALLS COUNTY	COUNTY JAIL.	-	-	-	-	-	-	-	-	-
	BUHL CITY JAIL.	-	-	-	-	-	-	-	-	-
VALLEY COUNTY	COUNTY JAIL.	1	-	1	-	-	-	-	-	-
WASHINGTON COUNTY	COUNTY JAIL.	-	-	-	-	-	-	-	-	-
STATE TOTAL		46	12	34	14	2	12	-	-	-

Table 3. Employment data, by county, by local jail within county—Continued

Table with columns: Name of county, Name of jail, Total numbers of employees (Total, Full-time, Part-time), Types of employees (Administration: Total, Full-time, Part-time; Custodial officers: Total, Full-time, Part-time). Lists 58 jails across Montana counties.

See footnote at end of table.

Table 3. Employment data, by county, by local jail within county—Continued

Table with columns: Name of county, Name of jail, Types of employees--Continued (Clerical and maintenance personnel: Total, Full-time, Part-time; Service personnel: Total, Full-time, Part-time; Other personnel: Total, Full-time, Part-time). Lists 58 jails across Montana counties.

Table 3. Employment data, by county, by local jail within county—Continued

Name of county	Name of jail	Total numbers of employees			Types of employees					
					Administration			Custodial officers		
		Total	Full-time	Part-time	Total	Full-time	Part-time	Total	Full-time	Part-time
MONTANA--CONTINUED										
TOOLE COUNTY	COUNTY JAIL.	12	1	11	6	-	6	1	1	-
TREASURE COUNTY	COUNTY JAIL.	2	-	2	2	-	2	-	-	-
VALLEY COUNTY	COUNTY JAIL.	10	7	3	2	1	1	2	1	1
WHEATLAND COUNTY	COUNTY JAIL.	3	1	2	2	-	2	-	-	-
WIBAUX COUNTY	COUNTY JAIL.	2	-	2	2	-	2	-	-	-
YELLOWSTONE COUNTY	COUNTY JAIL.	16	11	5	1	1	-	13	9	4
	BILLINGS CITY JAIL	12	-	12	6	-	6	-	-	-
STATE TOTAL	630	124	506	261	17	244	208	54	154

See footnote at end of table.

Table 3. Employment data, by county, by local jail within county—Continued

Name of county	Name of jail	Types of employees--Continued								
		Clerical and maintenance personnel			Service personnel (e.g., academic teachers, nurses, doctors, etc.)			Other personnel (e.g., ministers/librarians, etc.)		
		Total	Full-time	Part-time	Total	Full-time	Part-time	Total	Full-time	Part-time
MONTANA--CONTINUED										
TOOLE COUNTY	COUNTY JAIL.	5	-	5	-	-	-	-	-	-
TREASURE COUNTY	COUNTY JAIL.	-	-	-	-	-	-	-	-	-
VALLEY COUNTY	COUNTY JAIL.	6	5	1	-	-	-	-	-	-
WHEATLAND COUNTY	COUNTY JAIL.	1	1	-	-	-	-	-	-	-
WIBAUX COUNTY	COUNTY JAIL.	-	-	-	-	-	-	-	-	-
YELLOWSTONE COUNTY	COUNTY JAIL.	1	1	-	1	-	-	1	-	-
	BILLINGS CITY JAIL	6	-	6	-	-	-	-	-	-
STATE TOTAL	141	52	89	20	1	19	-	-	-

Table 3. Employment data, by county, by local jail within county—Continued

Name of county	Name of jail	Total numbers of employees			Types of employees					
		Total	Full-time	Part-time	Administration			Custodial officers		
					Total	Full-time	Part-time	Total	Full-time	Part-time
NEVADA (22 JAILS)										
CHURCHILL COUNTY	COUNTY JAIL.	2	1	1	1	1	-	1	-	1
	FALLON CITY JAIL	16	-	16	12	-	12	-	-	-
CLARK COUNTY	COUNTY JAIL.	112	110	2	10	10	-	82	82	-
	COUNTY JAIL ANNEX.	19	18	1	2	2	-	16	16	-
	COUNTY REHABILITATION FARM	6	5	1	-	-	-	5	5	-
	HENDERSON CITY JAIL.	3	2	1	1	-	1	2	2	-
	LAS VEGAS CITY JAIL.	13	12	1	2	1	1	9	9	-
DOUGLAS COUNTY	COUNTY JAIL.	7	7	-	1	1	-	4	4	-
ELKO COUNTY	COUNTY JAIL.	8	8	-	1	1	-	5	5	-
EUREKA COUNTY	COUNTY JAIL.	8	-	8	5	-	5	-	-	-
HUMBOLDT COUNTY	COUNTY JAIL.	8	3	5	5	-	5	3	3	-
LANDER COUNTY	AUSTIN JAIL.	18	-	18	18	-	18	-	-	-
LYON COUNTY	COUNTY JAIL.	12	12	-	7	7	-	-	-	-
MINERAL COUNTY	HAWTHORNE TOWN JAIL.	19	-	19	17	-	17	1	-	1
NYE COUNTY	COUNTY JAIL (TONOPAH).	15	1	14	5	-	5	5	-	5
	COUNTY JAIL (BEATTY)	7	-	7	5	-	5	1	-	1
ORMSBY COUNTY	CARSON CITY JAIL	13	3	10	4	1	3	3	2	1
PERSHING COUNTY	COUNTY JAIL.	9	-	9	7	-	7	1	-	1
WASHOE COUNTY	COUNTY JAIL.	32	31	1	27	27	-	-	-	-
	RENO CITY JAIL	21	19	2	2	2	-	13	13	-
	SPARKS CITY JAIL	10	9	1	1	1	-	9	8	1
WHITE PINE COUNTY	COUNTY JAIL.	18	-	18	13	-	13	-	-	-
STATE TOTAL		376	241	135	146	54	92	160	149	11

See footnote at end of table.

Table 3. Employment data, by county, by local jail within county—Continued

Name of county	Name of jail	Types of employees—Continued								
		Clerical and maintenance personnel			Service personnel (e.g., academic teachers, nurses, doctors, etc.)			Other personnel (e.g., ministers/librarians, etc.)		
		Total	Full-time	Part-time	Total	Full-time	Part-time	Total	Full-time	Part-time
NEVADA (22 JAILS)										
CHURCHILL COUNTY	COUNTY JAIL.	-	-	-	-	-	-	-	-	-
	FALLON CITY JAIL	4	-	4	-	-	-	-	-	-
CLARK COUNTY	COUNTY JAIL.	10	10	-	10	8	2	-	-	-
	COUNTY JAIL ANNEX.	-	-	-	1	-	1	-	-	-
	COUNTY REHABILITATION FARM	-	-	-	1	-	1	-	-	-
	HENDERSON CITY JAIL.	-	-	-	-	-	-	-	-	-
	LAS VEGAS CITY JAIL.	2	2	-	-	-	-	-	-	-
DOUGLAS COUNTY	COUNTY JAIL.	-	-	-	-	-	-	-	-	-
ELKO COUNTY	COUNTY JAIL.	2	2	-	2	2	-	-	-	-
EUREKA COUNTY	COUNTY JAIL.	3	-	3	-	-	-	-	-	-
HUMBOLDT COUNTY	COUNTY JAIL.	-	-	-	-	-	-	-	-	-
LANDER COUNTY	AUSTIN JAIL.	-	-	-	-	-	-	-	-	-
LYON COUNTY	COUNTY JAIL.	5	5	-	-	-	-	-	-	-
MINERAL COUNTY	HAWTHORNE TOWN JAIL.	1	-	1	-	-	-	-	-	-
NYE COUNTY	COUNTY JAIL (TONOPAH).	4	-	4	1	1	-	-	-	-
	COUNTY JAIL (BEATTY)	1	-	1	-	-	-	-	-	-
ORMSBY COUNTY	CARSON CITY JAIL	3	-	3	3	-	3	-	-	-
PERSHING COUNTY	COUNTY JAIL.	1	-	1	-	-	3	-	-	-
WASHOE COUNTY	COUNTY JAIL.	4	4	-	1	-	1	-	-	-
	RENO CITY JAIL	5	4	1	-	-	1	-	-	-
	SPARKS CITY JAIL	-	-	-	-	-	-	-	-	-
WHITE PINE COUNTY	COUNTY JAIL.	5	-	5	-	-	-	-	-	-
STATE TOTAL		50	27	23	20	11	9	-	-	-

Table 3. Employment data, by county, by local jail within county—Continued

Name of county	Name of jail	Total numbers of employees			Types of employees					
		Total	Full-time	Part-time	Administration			Custodial officers		
					Total	Full-time	Part-time	Total	Full-time	Part-time
NEW MEXICO (38 JAILS)										
BERNALILLO COUNTY	COUNTY JAIL.	49	49	-	1	1	-	40	40	-
	MONTESA PARK DETENTION CTR.	35	35	-	-	-	-	28	28	-
CATRON COUNTY	COUNTY JAIL.	6	-	6	3	-	3	1	-	1
CHAVES COUNTY	COUNTY JAIL.	12	8	4	-	-	-	7	7	-
COLFAX COUNTY	COUNTY JAIL.	5	5	-	-	-	-	5	5	-
CURRY COUNTY	COUNTY JAIL.	4	4	-	1	1	-	3	3	-
	CLOVIS CITY JAIL.	5	-	5	1	-	1	3	-	3
DE BACA COUNTY	COUNTY JAIL.	3	-	3	2	-	2	-	-	-
DONA ANA COUNTY	COUNTY JAIL.	12	12	-	-	-	-	10	10	-
EDDY COUNTY	COUNTY JAIL.	9	9	-	1	1	-	6	6	-
	ARTESIA CITY JAIL.	3	1	2	2	-	2	-	-	-
GRANT COUNTY	COUNTY JAIL.	7	5	2	1	1	-	5	3	2
GUADALUPE COUNTY	COUNTY JAIL.	7	2	5	4	-	4	2	2	-
HIDALGO COUNTY	COUNTY JAIL.	14	1	13	7	-	7	2	1	1
LEA COUNTY	COUNTY JAIL.	8	3	5	8	3	5	-	-	-
	EUNICE CITY JAIL.	2	1	1	1	-	1	-	-	-
	HOBBS CITY JAIL.	5	3	2	2	-	2	3	3	-
LINCOLN COUNTY	COUNTY JAIL.	11	-	11	10	-	10	-	-	-
LOS ALAMOS COUNTY	COUNTY JAIL.	34	-	34	30	-	30	4	-	4
MCKINLEY COUNTY	GALLUP CITY JAIL.	17	10	7	2	2	-	8	7	1
MORA COUNTY	COUNTY JAIL.	2	1	1	2	1	1	-	-	-
OTERO COUNTY	COUNTY JAIL.	13	11	2	6	5	1	4	4	-
	TULAROSA CITY JAIL.	4	-	4	4	-	4	-	-	-
QUAY COUNTY	COUNTY JAIL.	2	2	-	2	2	-	-	-	-
RIO ARRIBA COUNTY	COUNTY JAIL.	6	-	6	5	-	5	-	-	-
ROOSEVELT COUNTY	COUNTY JAIL.	4	-	4	4	-	4	-	-	-
SANDOVAL COUNTY	COUNTY JAIL.	5	4	1	1	-	1	4	4	-
SAN JUAN COUNTY	COUNTY JAIL.	6	5	1	1	1	-	4	4	-
	FARMINGTON CITY JAIL.	14	10	4	3	1	2	8	8	-
SAN MIGUEL COUNTY	COUNTY JAIL.	18	-	18	11	-	11	-	-	-
SANTA FE COUNTY	SANTA FE CITY JAIL.	12	10	2	1	1	-	8	7	1
SIERRA COUNTY	COUNTY JAIL.	11	-	11	11	-	11	-	-	-
SOCORRO COUNTY	COUNTY JAIL.	11	2	9	11	2	9	-	-	-
TAOS COUNTY	COUNTY JAIL.	5	3	2	2	-	2	3	3	-
TORRANCE COUNTY	COUNTY JAIL.	9	3	6	4	-	4	5	3	2
UNION COUNTY	CLAYTON CITY JAIL.	15	-	15	9	-	9	-	-	-
VALENCIA COUNTY	COUNTY JAIL.	6	3	3	3	-	3	2	2	-
	GRANTS CITY JAIL.	28	-	28	25	-	25	-	-	-
STATE TOTAL		419	203	216	181	23	158	165	150	15

See footnote at end of table.

Table 3. Employment data, by county, by local jail within county—Continued

Name of county	Name of jail	Types of employees--Continued								
		Clerical and maintenance personnel			Service personnel (e.g., academic teachers, nurses, doctors, etc.)			Other personnel (e.g., ministers/librarians, etc.)		
		Total	Full-time	Part-time	Total	Full-time	Part-time	Total	Full-time	Part-time
NEW MEXICO (38 JAILS)										
BERNALILLO COUNTY	COUNTY JAIL.	4	4	-	4	4	-	-	-	-
	MONTESA PARK DETENTION CTR.	3	3	-	4	4	-	-	-	-
CATRON COUNTY	COUNTY JAIL.	2	-	2	-	-	-	-	-	-
CHAVES COUNTY	COUNTY JAIL.	5	1	4	-	-	-	-	-	-
COLFAX COUNTY	COUNTY JAIL.	-	-	-	-	-	-	-	-	-
CURRY COUNTY	COUNTY JAIL.	-	-	-	-	-	-	-	-	-
	CLOVIS CITY JAIL.	1	-	1	-	-	-	-	-	-
DE BACA COUNTY	COUNTY JAIL.	1	-	1	-	-	-	-	-	-
DONA ANA COUNTY	COUNTY JAIL.	2	2	-	-	-	-	-	-	-
EDDY COUNTY	COUNTY JAIL.	1	1	-	1	1	-	-	-	-
	ARTESIA CITY JAIL.	1	1	-	-	-	-	-	-	-
GRANT COUNTY	COUNTY JAIL.	1	1	-	-	-	-	-	-	-
GUADALUPE COUNTY	COUNTY JAIL.	1	-	1	-	-	-	-	-	-
HIDALGO COUNTY	COUNTY JAIL.	5	-	5	-	-	-	-	-	-
LEA COUNTY	COUNTY JAIL.	-	-	-	-	-	-	-	-	-
	EUNICE CITY JAIL.	1	1	-	-	-	-	-	-	-
	HOBBS CITY JAIL.	-	-	-	-	-	-	-	-	-
LINCOLN COUNTY	COUNTY JAIL.	-	-	-	1	-	1	-	-	-
LOS ALAMOS COUNTY	COUNTY JAIL.	-	-	-	-	-	-	-	-	-
MCKINLEY COUNTY	GALLUP CITY JAIL.	1	1	-	6	-	6	-	-	-
MORA COUNTY	COUNTY JAIL.	-	-	-	-	-	-	-	-	-
OTERO COUNTY	COUNTY JAIL.	2	2	-	1	-	1	-	-	-
	TULAROSA CITY JAIL.	-	-	-	-	-	-	-	-	-
QUAY COUNTY	COUNTY JAIL.	-	-	-	-	-	-	-	-	-
RIO ARRIBA COUNTY	COUNTY JAIL.	1	-	1	-	-	-	-	-	-
ROOSEVELT COUNTY	COUNTY JAIL.	-	-	-	-	-	-	-	-	-
SANDOVAL COUNTY	COUNTY JAIL.	-	-	-	-	-	-	-	-	-
SAN JUAN COUNTY	COUNTY JAIL.	1	1	-	1	-	2	-	-	-
	FARMINGTON CITY JAIL.	1	1	-	2	-	2	-	-	-
SAN MIGUEL COUNTY	COUNTY JAIL.	7	-	7	-	-	-	-	-	-
SANTA FE COUNTY	SANTA FE CITY JAIL.	-	-	-	1	-	1	2	2	-
SIERRA COUNTY	COUNTY JAIL.	-	-	-	-	-	-	-	-	-
SOCORRO COUNTY	COUNTY JAIL.	-	-	-	-	-	-	-	-	-
TAOS COUNTY	COUNTY JAIL.	-	-	-	-	-	-	-	-	-
TORRANCE COUNTY	COUNTY JAIL.	-	-	-	-	-	-	-	-	-
UNION COUNTY	CLAYTON CITY JAIL.	6	-	6	-	-	-	-	-	-
VALENCIA COUNTY	COUNTY JAIL.	1	1	-	-	-	-	-	-	-
	GRANTS CITY JAIL.	3	-	3	-	-	-	-	-	-
STATE TOTAL		51	19	32	20	9	11	2	2	-

CONTINUED

1 OF 3

Table 3. Employment data, by county, by local jail within county—Continued

Name of county	Name of jail	Total numbers of employees			Types of employees					
					Administration			Custodial officers		
		Total	Full-time	Part-time	Total	Full-time	Part-time	Total	Full-time	Part-time
OREGON (48 JAILS)										
BAKER COUNTY	COUNTY JAIL.	8	3	5	5	-	5	3	3	-
BENTON COUNTY	COUNTY JAIL.	12	8	4	2	2	-	6	6	-
CLACKAMAS COUNTY	COUNTY JAIL.	24	23	1	1	1	-	20	20	-
CLATSOP COUNTY	COUNTY JAIL.	14	9	5	1	1	-	12	7	5
	SEASIDE CITY JAIL.	6	1	5	5	1	-	-	-	-
COLUMBIA COUNTY	COUNTY JAIL.	14	1	13	6	1	5	5	-	5
COOS COUNTY	COUNTY JAIL.	14	14	-	1	1	-	12	12	-
	COUNTY HOLDING FACILITY. . .	15	14	1	2	2	-	12	12	-
	BANOOK CITY JAIL.	4	-	4	4	-	4	-	-	-
CROOK COUNTY	PRINEVILLE CITY JAIL. . . .	16	-	16	16	-	16	-	-	-
CURRY COUNTY	COUNTY JAIL.	9	4	5	2	2	-	7	2	5
	BROOKINGS CITY JAIL.	11	-	11	11	-	11	-	-	-
DESCHUTES COUNTY	COUNTY JAIL.	11	8	3	3	1	2	6	6	-
	BEND CITY JAIL.	24	-	24	22	-	22	-	-	-
DOUGLAS COUNTY	COUNTY JAIL.	45	39	6	7	7	-	27	27	-
	REEDSPORT CITY JAIL.	14	-	14	8	-	8	-	-	-
	ROSEBURG CITY JAIL.	22	-	22	2	-	2	20	-	20
GRANT COUNTY	COUNTY JAIL.	5	1	4	1	-	1	4	1	3
HARNEY COUNTY	COUNTY JAIL.	5	4	1	1	1	-	4	3	1
HOOD RIVER COUNTY	COUNTY JAIL.	5	4	1	1	-	1	4	4	-
JACKSON COUNTY	COUNTY JAIL.	26	26	-	4	4	-	19	19	-
JEFFERSON COUNTY	COUNTY JAIL.	11	5	6	3	1	2	4	4	-
JOSEPHINE COUNTY	COUNTY JAIL.	42	14	28	5	-	5	13	13	-
KLAMATH COUNTY	COUNTY JAIL.	15	13	2	1	1	-	10	10	-
LAKE COUNTY	COUNTY JAIL.	8	-	8	5	-	5	2	-	2
LANE COUNTY	COUNTY JAIL.	77	72	5	9	9	-	34	34	-
	COTTAGE GROVE CITY JAIL. . .	3	3	-	1	1	-	2	2	-
	OAKRIDGE CITY JAIL.	1	-	1	1	-	1	-	-	-
	SPRINGFIELD CITY JAIL. . . .	8	-	8	4	-	4	3	-	3
LINCOLN COUNTY	COUNTY JAIL.	9	7	2	3	1	2	5	5	-
LINN COUNTY	COUNTY JAIL.	10	9	1	1	1	-	7	7	-
	ALBANY CITY JAIL.	2	-	2	1	-	1	1	-	1
	LEBANON CITY JAIL.	25	-	25	1	-	1	17	-	17
MALHEUR COUNTY	COUNTY JAIL.	11	4	7	7	1	6	3	3	-
MARION COUNTY	COUNTY JAIL.	36	30	6	3	1	2	23	23	-
	SALEM CITY JAIL.	6	-	6	6	-	6	-	-	-
MULTNOMAH COUNTY	COUNTY CORRECTIONAL INST. . .	23	19	4	2	2	-	6	6	-
	ROCKY BUTTE JAIL.	77	65	12	6	5	1	48	41	7
	CLAIRE ARGOW WOMEN'S CTR. . .	17	17	-	3	3	-	12	12	-
POLK COUNTY	COUNTY JAIL.	13	7	6	1	1	-	7	5	2
TILLAMOOK COUNTY	COUNTY JAIL.	9	5	4	4	2	2	4	3	1
UMATILLA COUNTY	COUNTY JAIL.	10	6	4	4	1	3	5	4	1
	HERMISTON CITY JAIL.	11	-	11	11	-	11	-	-	-
UNION COUNTY	COUNTY JAIL.	4	-	4	-	-	-	4	-	4
WALLOWA COUNTY	COUNTY JAIL.	6	-	6	-	-	-	6	-	6
WASCO COUNTY	COUNTY JAIL.	13	13	-	1	1	-	4	4	-
WASHINGTON COUNTY	COUNTY JAIL.	33	29	4	2	2	-	17	17	-
YAMHILL COUNTY	COUNTY JAIL.	18	8	10	1	1	-	8	5	3
STATE TOTAL		802	485	317	191	58	133	406	320	86

See footnote at end of table.

Table 3. Employment data, by county, by local jail within county—Continued

Name of county	Name of jail	Types of employees—Continued								
		Clerical and maintenance personnel			Service personnel (e.g., academic teachers, nurses, doctors, etc.)			Other personnel (e.g., ministers/librarians, etc.)		
		Total	Full-time	Part-time	Total	Full-time	Part-time	Total	Full-time	Part-time
OREGON (48 JAILS)										
BAKER COUNTY	COUNTY JAIL.	-	-	-	-	-	-	-	-	-
BENTON COUNTY	COUNTY JAIL.	-	-	-	4	-	4	-	-	-
CLACKAMAS COUNTY	COUNTY JAIL.	2	2	-	1	-	1	-	-	-
CLATSOP COUNTY	COUNTY JAIL.	1	1	-	-	-	-	-	-	-
	SEASIDE CITY JAIL.	1	-	1	-	-	-	-	-	-
COLUMBIA COUNTY	COUNTY JAIL.	3	-	3	-	-	-	-	-	-
COOS COUNTY	COUNTY JAIL.	1	1	-	-	-	-	-	-	-
	COUNTY HOLDING FACILITY. . .	1	-	1	-	-	-	-	-	-
	BANOOK CITY JAIL.	-	-	-	-	-	-	-	-	-
CROOK COUNTY	PRINEVILLE CITY JAIL.	-	-	-	-	-	-	-	-	-
CURRY COUNTY	COUNTY JAIL.	-	-	-	-	-	-	-	-	-
	BROOKINGS CITY JAIL.	-	-	-	-	-	-	-	-	-
DESCHUTES COUNTY	COUNTY JAIL.	2	1	1	-	-	-	-	-	-
	BEND CITY JAIL.	2	-	2	-	-	-	-	-	-
DOUGLAS COUNTY	COUNTY JAIL.	5	5	-	6	-	6	-	-	-
	REEDSPORT CITY JAIL.	6	-	6	-	-	-	-	-	-
	ROSEBURG CITY JAIL.	-	-	-	-	-	-	-	-	-
GRANT COUNTY	COUNTY JAIL.	-	-	-	-	-	-	-	-	-
HARNEY COUNTY	COUNTY JAIL.	-	-	-	-	-	-	-	-	-
HOOD RIVER COUNTY	COUNTY JAIL.	-	-	-	-	-	-	-	-	-
JACKSON COUNTY	COUNTY JAIL.	2	2	-	1	1	-	-	-	-
JEFFERSON COUNTY	COUNTY JAIL.	3	-	3	1	-	1	-	-	-
JOSEPHINE COUNTY	COUNTY JAIL.	3	1	2	11	-	11	10	-	10
KLAMATH COUNTY	COUNTY JAIL.	3	2	1	1	-	1	-	-	-
LAKE COUNTY	COUNTY JAIL.	1	-	1	-	-	-	-	-	-
LANE COUNTY	COUNTY JAIL.	19	19	-	9	4	5	6	6	-
	COTTAGE GROVE CITY JAIL. . .	-	-	-	-	-	-	-	-	-
	OAKRIDGE CITY JAIL.	-	-	-	-	-	-	-	-	-
	SPRINGFIELD CITY JAIL. . . .	1	-	1	-	-	-	-	-	-
LINCOLN COUNTY	COUNTY JAIL.	1	1	-	-	-	-	-	-	-
LINN COUNTY	COUNTY JAIL.	1	1	-	1	-	1	-	1	-
	ALBANY CITY JAIL.	-	-	-	-	-	-	-	-	-
	LEBANON CITY JAIL.	7	-	7	-	-	-	-	-	-
MALHEUR COUNTY	COUNTY JAIL.	-	-	-	1	-	1	-	-	-
MARION COUNTY	COUNTY JAIL.	5	4	1	5	2	3	-	-	-
	SALEM CITY JAIL.	-	-	-	-	-	-	-	-	-
MULTNOMAH COUNTY	COUNTY CORRECTIONAL INST. . .	7	7	-	8	4	4	-	-	-
	ROCKY BUTTE JAIL.	11	11	-	12	8	4	-	-	-
	CLAIRE ARGOW WOMEN'S CTR. . .	-	-	-	2	2	-	-	-	-
POLK COUNTY	COUNTY JAIL.	1	1	-	4	-	4	-	-	-
TILLAMOOK COUNTY	COUNTY JAIL.	-	-	-	1	-	1	-	-	-
UMATILLA COUNTY	COUNTY JAIL.	1	1	-	-	-	-	-	-	-
	HERMISTON CITY JAIL.	-	-	-	-	-	-	-	-	-
UNION COUNTY	COUNTY JAIL.	-	-	-	-	-	-	-	-	-
WALLOWA COUNTY	COUNTY JAIL.	-	-	-	-	-	-	-	-	-
WASCO COUNTY	COUNTY JAIL.	6	6	-	2	2	-	-	-	-
WASHINGTON COUNTY	COUNTY JAIL.	9	9	-	5	1	4	-	-	-
YAMHILL COUNTY	COUNTY JAIL.	4	1	3	5	1	4	-	-	-
STATE TOTAL		109	76	33	80	25	55	16	6	10

Table 3. Employment data, by county, by local jail within county—Continued

Name of county	Name of jail	Total numbers of employees			Types of employees					
		Total	Full-time	Part-time	Administration			Custodial officers		
					Total	Full-time	Part-time	Total	Full-time	Part-time
UTAH (24 JAILS)										
BEAVER COUNTY	COUNTY JAIL.	3	-	3	3	-	3	-	-	-
BOX ELDER COUNTY	COUNTY JAIL.	6	5	1	2	1	1	4	4	-
CACHE COUNTY	COUNTY JAIL.	14	-	14	13	-	13	-	-	-
CARBON COUNTY	COUNTY JAIL.	11	-	11	9	-	9	-	-	-
DAVIS COUNTY	COUNTY JAIL.	7	7	-	-	-	-	7	7	-
DUCHESNE COUNTY	COUNTY JAIL.	8	-	8	4	-	4	-	-	-
EMERY COUNTY	COUNTY JAIL.	5	-	5	4	-	4	-	-	-
GARFIELD COUNTY	COUNTY JAIL.	4	-	4	3	-	3	-	-	-
GRAND COUNTY	COUNTY JAIL.	8	-	8	3	-	3	-	-	-
JUAB COUNTY	COUNTY JAIL.	11	-	11	5	-	5	5	-	5
KANE COUNTY	COUNTY JAIL.	2	-	2	2	-	2	-	-	-
SALT LAKE COUNTY	COUNTY JAIL.	85	79	6	7	7	-	70	64	6
SAN JUAN COUNTY	COUNTY JAIL.	12	-	12	7	-	7	4	-	4
SANPETE COUNTY	COUNTY JAIL.	5	-	5	5	-	5	-	-	-
SEVIER COUNTY	COUNTY JAIL.	8	6	2	3	1	2	4	4	-
SUMMIT COUNTY	COUNTY JAIL.	11	-	11	6	-	6	-	-	-
TOOELE COUNTY	COUNTY JAIL.	7	5	2	-	-	-	6	4	2
UINTAH COUNTY	COUNTY JAIL.	3	2	1	2	1	1	-	-	-
UTAH COUNTY	COUNTY JAIL.	16	11	5	6	3	3	8	8	-
	PROVO CITY JAIL.	2	1	1	1	1	-	1	-	1
	SPRINGVILLE CITY JAIL.	7	-	7	7	-	7	-	-	-
WASATCH COUNTY	COUNTY JAIL.	7	-	7	4	-	4	3	-	3
WASHINGTON COUNTY	COUNTY JAIL.	3	3	-	1	1	-	2	2	-
WEBER COUNTY	COUNTY JAIL.	21	20	1	1	1	-	17	16	1
STATE TOTAL		266	139	127	98	16	82	131	109	22

See footnote at end of table.

Table 3. Employment data, by county, by local jail within county—Continued

Name of county	Name of jail	Types of employees—Continued								
		Clerical and maintenance personnel			Service personnel (e.g., academic teachers, nurses, doctors, etc.)			Other personnel (e.g., ministers/librarians, etc.)		
		Total	Full-time	Part-time	Total	Full-time	Part-time	Total	Full-time	Part-time
UTAH (24 JAILS)										
BEAVER COUNTY	COUNTY JAIL.	-	-	-	-	-	-	-	-	-
BOX ELDER COUNTY	COUNTY JAIL.	-	-	-	-	-	-	-	-	-
CACHE COUNTY	COUNTY JAIL.	1	-	1	-	-	-	-	-	-
CARBON COUNTY	COUNTY JAIL.	2	-	2	-	-	-	-	-	-
DAVIS COUNTY	COUNTY JAIL.	-	-	-	-	-	-	-	-	-
DUCHESNE COUNTY	COUNTY JAIL.	4	-	4	-	-	-	-	-	-
EMERY COUNTY	COUNTY JAIL.	1	-	1	-	-	-	-	-	-
GARFIELD COUNTY	COUNTY JAIL.	1	-	1	-	-	-	-	-	-
GRAND COUNTY	COUNTY JAIL.	5	-	5	-	-	-	-	-	-
JUAB COUNTY	COUNTY JAIL.	1	-	1	-	-	-	-	-	-
KANE COUNTY	COUNTY JAIL.	-	-	-	-	-	-	-	-	-
SALT LAKE COUNTY	COUNTY JAIL.	5	5	-	3	3	-	-	-	-
SAN JUAN COUNTY	COUNTY JAIL.	1	-	1	-	-	-	-	-	-
SANPETE COUNTY	COUNTY JAIL.	-	-	-	-	-	-	-	-	-
SEVIER COUNTY	COUNTY JAIL.	1	1	-	-	-	-	-	-	-
SUMMIT COUNTY	COUNTY JAIL.	5	-	5	-	-	-	-	-	-
TOOELE COUNTY	COUNTY JAIL.	1	1	-	-	-	-	-	-	-
UINTAH COUNTY	COUNTY JAIL.	1	1	-	-	-	-	-	-	-
UTAH COUNTY	COUNTY JAIL.	2	-	2	-	-	-	-	-	-
	PROVO CITY JAIL.	-	-	-	-	-	-	-	-	-
	SPRINGVILLE CITY JAIL.	-	-	-	-	-	-	-	-	-
WASATCH COUNTY	COUNTY JAIL.	-	-	-	-	-	-	-	-	-
WASHINGTON COUNTY	COUNTY JAIL.	-	-	-	-	-	-	-	-	-
WEBER COUNTY	COUNTY JAIL.	3	3	-	-	-	-	-	-	-
STATE TOTAL		34	11	23	3	3	-	-	-	-

Table 3. Employment data, by county, by local jail within county—Continued

Name of county	Name of jail	Total numbers of employees			Types of employees					
		Total	Full-time	Part-time	Administration			Custodial officers		
					Total	Full-time	Part-time	Total	Full-time	Part-time
WASHINGTON (59 JAILS)										
ASOTIN COUNTY	CLARKSTON CITY JAIL.	11	-	11	11	-	11	-	-	-
BENTON COUNTY	COUNTY JAIL.	7	6	1	1	1	-	5	5	-
	RICHLAND CITY JAIL.	6	1	5	1	1	-	5	-	5
CHELAN COUNTY	CHELAN CITY JAIL.	6	-	6	6	-	6	-	-	-
	WENATCHEE CITY JAIL.	6	4	2	1	1	1	3	3	-
CLALLAM COUNTY	PORT ANGELES CITY JAIL.	6	6	-	2	2	-	2	2	-
CLARK COUNTY	COUNTY JAIL.	32	29	3	1	1	-	22	22	-
COLUMBIA COUNTY	COUNTY JAIL.	6	-	6	4	-	4	-	-	-
COWLITZ COUNTY	COUNTY JAIL.	15	15	-	1	1	-	14	14	-
DOUGLAS COUNTY	COUNTY JAIL.	7	1	6	2	1	1	5	-	5
FRANKLIN COUNTY	COUNTY JAIL.	8	8	-	1	1	-	6	6	-
GRANT COUNTY	COUNTY JAIL.	9	7	2	-	-	-	5	5	-
GRAYS HARBOR COUNTY	COUNTY JAIL.	21	10	11	6	-	6	5	5	-
	ABERDEEN CITY JAIL.	10	-	10	1	-	1	5	5	5
	HOQUIAM CITY JAIL.	7	-	7	1	-	1	3	-	3
ISLAND COUNTY	COUNTY JAIL.	12	5	7	2	1	1	5	3	2
	OAK HARBOR CITY JAIL.	9	-	9	6	-	6	2	-	2
JEFFERSON COUNTY	COUNTY JAIL.	6	6	-	2	2	-	4	4	-
KING COUNTY	COUNTY REHAB. SERVICES DEPT.	232	191	41	17	17	-	147	132	15
	AUBURN CITY JAIL.	32	-	32	26	-	26	-	-	-
	ENUNCLAW CITY JAIL.	15	-	15	9	-	9	-	-	-
	KENT CITY JAIL.	4	4	-	-	-	-	4	4	-
	KIRKLAND CITY JAIL.	30	-	30	30	-	30	-	-	-
KITSAP COUNTY	COUNTY JAIL.	27	23	4	2	2	-	17	17	3
	BREMERTON CITY CITY JAIL.	3	-	3	-	-	-	3	-	-
KITTITAS COUNTY	COUNTY JAIL.	5	4	1	-	-	-	4	4	-
KLICKITAT COUNTY	COUNTY JAIL.	5	3	2	2	-	2	3	3	-
LEWIS COUNTY	COUNTY JAIL.	12	10	2	4	2	2	6	6	-
LINCOLN COUNTY	COUNTY JAIL.	7	-	7	6	-	6	-	-	-
MASON COUNTY	COUNTY JAIL.	11	11	-	2	2	-	7	7	-
OKANOGAN COUNTY	COUNTY JAIL.	10	2	8	2	2	-	5	-	5
PACIFIC COUNTY	COUNTY JAIL.	4	-	4	4	-	4	-	-	-
	OROVILLE CITY JAIL.	12	-	12	7	-	7	-	-	-
PEND OREILLE COUNTY	COUNTY JAIL.	4	1	3	4	1	3	-	-	-
PIERCE COUNTY	COUNTY JAIL.	22	21	1	2	2	-	18	18	-
	PUYALLUP CITY CITY JAIL.	6	-	6	5	-	5	-	-	-
	SUMNER CITY CITY JAIL.	14	-	14	14	-	14	-	-	-
	TACOMA CITY CITY JAIL.	18	15	3	3	1	2	15	14	1
SKAGIT COUNTY	COUNTY JAIL.	9	7	2	1	1	-	8	6	2
	ANACORTES CITY JAIL.	14	-	14	14	-	14	-	-	-
	MOUNT VERNON CITY JAIL.	19	2	17	19	2	17	-	-	-
SKAMANIA COUNTY	COUNTY JAIL.	7	5	2	2	-	2	5	5	-
SNOHOMISH COUNTY	COUNTY JAIL.	35	35	-	3	3	-	27	27	-
	MARYSVILLE CITY JAIL.	5	-	5	1	-	1	-	-	-
	LYNNWOOD CITY JAIL.	13	-	13	2	-	2	5	-	5
SPOKANE COUNTY	COUNTY WORK RELEASE PROGRAM.	14	13	1	1	1	-	6	6	-
	COUNTY JAIL.	53	45	8	2	2	-	38	38	-
STEVENS COUNTY	COUNTY JAIL.	11	-	11	3	-	3	7	-	7
THURSTON COUNTY	COUNTY JAIL.	8	8	-	1	1	-	7	7	-
	OLYMPIA CITY JAIL.	5	4	1	1	1	-	3	3	-
WAKIACUM COUNTY	COUNTY JAIL.	8	-	8	5	-	5	-	-	
WALLA WALLA COUNTY	COUNTY JAIL.	7	4	3	2	1	1	2	2	-
	WALLA WALLA CITY JAIL.	5	5	-	2	2	-	2	2	-
WHATCOM COUNTY	COUNTY JAIL.	11	9	2	1	1	-	8	7	1
	BELLINGHAM CITY JAIL.	8	5	3	1	1	-	7	4	3
WHITMAN COUNTY	COUNTY JAIL.	19	1	18	18	1	17	-	-	
YAKIMA COUNTY	COUNTY JAIL.	50	49	1	7	7	-	35	35	-
	TOPPENISH CITY JAIL.	3	1	2	2	-	2	-	-	
STATE TOTAL		965	577	388	279	64	215	481	417	64

See footnote at end of table.

Table 3. Employment data, by county, by local jail within county—Continued

Name of county	Name of jail	Types of employees—Continued								
		Clerical and maintenance personnel			Service personnel (e.g., academic teachers, nurses, doctors, etc.)			Other personnel (e.g., ministers/librarians, etc.)		
		Total	Full-time	Part-time	Total	Full-time	Part-time	Total	Full-time	Part-time
WASHINGTON (59 JAILS)										
ASOTIN COUNTY	CLARKSTON CITY JAIL.	-	-	-	-	-	-	-	-	-
BENTON COUNTY	COUNTY JAIL.	1	-	1	-	-	-	-	-	-
	RICHLAND CITY JAIL.	-	-	-	-	-	-	-	-	-
CHELAN COUNTY	CHELAN CITY JAIL.	-	-	-	-	-	-	-	-	-
	WENATCHEE CITY JAIL.	2	1	1	-	-	-	-	-	-
CLALLAM COUNTY	PORT ANGELES CITY JAIL.	1	1	-	1	1	-	-	-	
CLARK COUNTY	COUNTY JAIL.	6	6	-	3	-	3	-	-	
COLUMBIA COUNTY	COUNTY JAIL.	2	-	2	-	-	-	-	-	
COWLITZ COUNTY	COUNTY JAIL.	-	-	-	-	-	-	-	-	
DOUGLAS COUNTY	COUNTY JAIL.	-	-	-	-	-	-	-	-	
FRANKLIN COUNTY	COUNTY JAIL.	-	-	-	1	1	-	-	-	
GRANT COUNTY	COUNTY JAIL.	4	2	2	-	-	-	-	-	
GRAYS HARBOR COUNTY	COUNTY JAIL.	9	5	4	1	-	1	-	1	
	ABERDEEN CITY JAIL.	3	-	3	-	-	-	-	-	
	HOQUIAM CITY JAIL.	3	-	3	-	-	-	-	-	
ISLAND COUNTY	COUNTY JAIL.	3	1	2	2	-	2	-	2	
	OAK HARBOR CITY JAIL.	1	-	1	-	-	-	-	-	
JEFFERSON COUNTY	COUNTY JAIL.	-	-	-	-	-	-	-	-	
KING COUNTY	COUNTY REHAB. SERVICES DEPT.	24	20	4	42	21	21	2	1	1
	AUBURN CITY JAIL.	6	-	6	-	-	-	-	-	-
	ENUNCLAW CITY JAIL.	6	-	6	-	-	-	-	-	-
	KENT CITY JAIL.	-	-	-	-	-	-	-	-	-
	KIRKLAND CITY JAIL.	-	-	-	-	-	-	-	-	-
KITSAP COUNTY	COUNTY JAIL.	4	4	-	4	-	4	-	-	
	BREMERTON CITY CITY JAIL.	-	-	-	-	-	-	-	-	
KITTITAS COUNTY	COUNTY JAIL.	1	-	1	-	-	-	-	-	
KLICKITAT COUNTY	COUNTY JAIL.	-	-	-	-	-	-	-	-	
LEWIS COUNTY	COUNTY JAIL.	2	2	-	-	-	-	-	-	
LINCOLN COUNTY	COUNTY JAIL.	1	-	1	-	-	-	-	-	
MASON COUNTY	COUNTY JAIL.	2	2	-	-	-	-	-	-	
OKANOGAN COUNTY	COUNTY JAIL.	3	-	3	-	-	-	-	-	
PACIFIC COUNTY	COUNTY JAIL.	5	-	5	-	-	-	-	-	
	OROVILLE CITY JAIL.	-	-	-	-	-	-	-	-	
PEND OREILLE COUNTY	COUNTY JAIL.	-	-	-	-	-	-	-		
PIERCE COUNTY	COUNTY JAIL.	-	-	-	2	1	1	-	-	
	PUYALLUP CITY CITY JAIL.	1	-	1	-	-	-	-	-	
	SUMNER CITY CITY JAIL.	-	-	-	-	-	-	-	-	
	TACOMA CITY CITY JAIL.	-	-	-	-	-	-	-	-	
SKAGIT COUNTY	COUNTY JAIL.	-	-	-	-	-	-	-	-	
	ANACORTES CITY JAIL.	-	-	-	-	-	-	-	-	
	MOUNT VERNON CITY JAIL.	-	-	-	-	-	-	-	-	
SKAMANIA COUNTY	COUNTY JAIL.	-	-	-	-	-	-	-		
SNOHOMISH COUNTY	COUNTY JAIL.	3	3	-	2	2	-	-	-	
	MARYSVILLE CITY JAIL.	4	-	4	-	-	-	-	-	
	LYNNWOOD CITY JAIL.	6	-	6	-	-	-	-	-	
SPOKANE COUNTY	COUNTY WORK RELEASE PROGRAM.	1	1	-	1	-	1	5	5	
	COUNTY JAIL.	5	5	-	8	-	8	-	-	
STEVENS COUNTY	COUNTY JAIL.	1	-	1	-	-	-	-		
THURSTON COUNTY	COUNTY JAIL.	-	-	-	-	-	-	-	-	
	OLYMPIA CITY JAIL.	1	-	1	-	-	-	-	-	
WAKIACUM COUNTY	COUNTY JAIL.	3	-	3	-	-	-	-	-	
	WALLA WALLA CITY JAIL.	2	1	1	1	-	1	-	1	
WHATCOM COUNTY	COUNTY JAIL.	1	1	-	-	-	-	-	-	
	BELLINGHAM CITY JAIL.	-	-	-	-	-	-	-	-	
WHITMAN COUNTY	COUNTY JAIL.	-	-	-	1	-	1	-	-	
YAKIMA COUNTY	COUNTY JAIL.	7	7	-	1	-	1	-	-	
	TOPPENISH CITY JAIL.	1	1	-	-	-	-	-	-	
STATE TOTAL		126	64	62	72	26	46	7	6	

Table 3. Employment data, by county, by local jail within county—Continued

Name of county	Name of jail	Total numbers of employees			Types of employees					
		Total	Full-time	Part-time	Administration			Custodial officers		
					Total	Full-time	Part-time	Total	Full-time	Part-time
WYOMING (31 JAILS)										
ALBANY COUNTY	COUNTY JAIL.	26	-	26	25	-	25	-	-	-
BIG HORN COUNTY	COUNTY JAIL.	10	-	10	5	-	5	-	-	-
CAMPBELL COUNTY	COUNTY JAIL.	3	3	-	1	1	-	1	1	-
	GILLETTE CITY JAIL.	6	-	6	6	-	6	-	-	-
CARBON COUNTY	COUNTY JAIL.	13	1	12	12	1	11	1	-	1
CONVERSE COUNTY	COUNTY JAIL.	9	-	9	9	-	9	-	-	-
CROOK COUNTY	COUNTY JAIL.	3	2	1	1	1	-	1	-	1
FREMONT COUNTY	COUNTY JAIL.	7	-	7	7	-	7	-	-	-
	RIVERTON CITY JAIL.	23	-	23	17	-	17	-	-	-
GOSHEN COUNTY	COUNTY JAIL.	7	-	7	7	-	7	-	-	-
	TORRINGTON CITY JAIL.	6	-	6	1	-	1	3	-	3
HOT SPRINGS COUNTY	COUNTY JAIL.	6	1	5	6	1	5	-	-	-
	THERMOPOLIS CITY JAIL.	4	-	4	3	-	3	1	-	1
JOHNSON COUNTY	COUNTY JAIL.	7	-	7	5	-	5	-	-	-
LARAMIE COUNTY	COUNTY JAIL.	8	6	2	1	1	-	6	4	2
	CHEYENNE CITY JAIL.	21	7	14	3	1	2	9	4	5
LINCOLN COUNTY	COUNTY JAIL.	15	-	15	10	-	10	-	-	-
NATRONA COUNTY	COUNTY JAIL.	12	11	1	-	-	-	5	5	-
NIOBRARA COUNTY	COUNTY JAIL.	2	-	2	2	-	2	-	-	-
PARK COUNTY	COUNTY JAIL.	13	1	12	5	-	5	7	1	6
	POWELL CITY JAIL.	14	-	14	2	-	2	7	-	7
PLATTE COUNTY	COUNTY JAIL.	4	-	4	4	-	4	-	-	-
SHERIDAN COUNTY	COUNTY JAIL.	10	3	7	7	-	7	2	2	-
	SHERIDAN CITY JAIL.	28	-	28	28	-	28	-	-	-
SUBLETTE COUNTY	COUNTY JAIL.	5	-	5	5	-	5	-	-	-
SWEETWATER COUNTY	COUNTY JAIL.	8	5	3	1	1	-	6	3	3
TETON COUNTY	COUNTY JAIL.	7	-	7	3	-	3	4	-	4
VINTA COUNTY	COUNTY JAIL.	7	-	7	5	-	5	1	-	1
WASHAKIE COUNTY	COUNTY JAIL.	4	-	4	4	-	4	-	-	-
	WORLAND CITY JAIL.	11	-	11	11	-	11	-	-	-
WESTON COUNTY	COUNTY JAIL.	12	-	12	12	-	12	-	-	-
STATE TOTAL	311	40	271	208	7	201	54	20	34

- Represents zero or rounds to zero.

Table 3. Employment data, by county, by local jail within county—Continued

Name of county	Name of jail	Types of employees—Continued								
		Clerical and maintenance personnel			Service personnel (e.g., academic teachers, nurses, doctors, etc.)			Other personnel (e.g., ministers/librarians, etc.)		
		Total	Full-time	Part-time	Total	Full-time	Part-time	Total	Full-time	Part-time
WYOMING (31 JAILS)										
ALBANY COUNTY	COUNTY JAIL.	1	-	1	-	-	-	-	-	-
BIG HORN COUNTY	COUNTY JAIL.	5	-	5	-	-	-	-	-	-
CAMPBELL COUNTY	COUNTY JAIL.	1	1	-	-	-	-	-	-	-
	GILLETTE CITY JAIL.	-	-	-	-	-	-	-	-	-
CARBON COUNTY	COUNTY JAIL.	-	-	-	-	-	-	-	-	-
CONVERSE COUNTY	COUNTY JAIL.	-	-	-	-	-	-	-	-	-
CROOK COUNTY	COUNTY JAIL.	1	1	-	-	-	-	-	-	-
FREMONT COUNTY	COUNTY JAIL.	-	-	-	-	-	-	-	-	-
	RIVERTON CITY JAIL.	6	-	6	-	-	-	-	-	-
GOSHEN COUNTY	COUNTY JAIL.	2	-	2	-	-	-	-	-	-
	TORRINGTON CITY JAIL.	-	-	-	-	-	-	-	-	-
HOT SPRINGS COUNTY	COUNTY JAIL.	-	-	-	-	-	-	-	-	-
	THERMOPOLIS CITY JAIL.	-	-	-	-	-	-	-	-	-
JOHNSON COUNTY	COUNTY JAIL.	2	-	2	-	-	-	-	-	-
LARAMIE COUNTY	COUNTY JAIL.	1	1	-	-	-	-	-	-	-
	CHEYENNE CITY JAIL.	8	2	6	1	-	1	-	-	-
LINCOLN COUNTY	COUNTY JAIL.	5	-	5	-	-	-	-	-	-
NATRONA COUNTY	COUNTY JAIL.	2	1	1	5	5	-	-	-	-
NIOBRARA COUNTY	COUNTY JAIL.	-	-	-	-	-	-	-	-	-
PARK COUNTY	COUNTY JAIL.	-	-	-	1	-	1	-	-	-
	POWELL CITY JAIL.	5	-	5	-	-	-	-	-	-
PLATTE COUNTY	COUNTY JAIL.	-	-	-	-	-	-	-	-	-
SHERIDAN COUNTY	COUNTY JAIL.	1	1	-	-	-	-	-	-	-
	SHERIDAN CITY JAIL.	-	-	-	-	-	-	-	-	-
SUBLETTE COUNTY	COUNTY JAIL.	-	-	-	-	-	-	-	-	-
SWEETWATER COUNTY	COUNTY JAIL.	1	1	-	-	-	-	-	-	-
TETON COUNTY	COUNTY JAIL.	-	-	-	-	-	-	-	-	-
VINTA COUNTY	COUNTY JAIL.	1	-	1	-	-	-	-	-	-
WASHAKIE COUNTY	COUNTY JAIL.	-	-	-	-	-	-	-	-	-
	WORLAND CITY JAIL.	-	-	-	-	-	-	-	-	-
WESTON COUNTY	COUNTY JAIL.	-	-	-	-	-	-	-	-	-
STATE TOTAL	42	8	34	7	5	2	-	-	-

Table 4. Medical services, by county, by local jail within county

Name of county	Name of jail	Are inmates given--		The person who administers physical exam (Y=Yes, N=No)					Medical facilities available in the jail (Y=Yes, N=No)				
		medical screening ¹	physical exam ²	Doctor	Nurse	Para-med	Admitting officer	Other ³	None	Medical examining room	Infirmary		Other
											With-out beds	With beds	
ALASKA (6 JAILS)													
KETCHIKAN-GATEWAY BOROUGH	SITKA CITY-BOROUGH JAIL . . .	1	2	N	N	N	N	N	Y	N	N	N	N
KENAI PENINSULA BOROUGH	SEWARD CITY JAIL	1	3	Y	N	Y	N	Y	Y	N	N	N	N
KODIAK ISLAND BOROUGH	KODIAK CITY JAIL	1	2	N	N	N	N	N	Y	N	N	N	N
NONBOROUGHIS	BETHEL CITY JAIL	2	2	N	N	N	N	N	Y	N	N	N	N
	CORDOVA CITY JAIL	1	3	Y	N	N	N	N	Y	N	N	N	N
	KOTZEBUE CITY JAIL	1	2	N	N	N	N	N	Y	N	N	N	N
STATE TOTAL			N 4 Y 2	N 6 Y 0	N 5 Y 1	N 6 Y 0	N 5 Y 1	N 0 Y 6	N 6 Y 0	N 6 Y 0	N 6 Y 0	N 6 Y 0

See footnotes at end of table.

Table 4. Medical services, by county, by local jail within county—Continued

Name of county	Name of jail	Number of miles to the nearest medical facility (i.e., hospital, clinic)	Availability of medical personnel within the jail (Y=Yes, N=No)								Frequency of sick calls in jail ⁴	Number of inmates on medication under prescription ⁵	
			Doctor(s)				Nurse(s) and/or paramedic(s)						
			Daily	Weekly	On call	Never	Daily	Weekly	On call	Never			
ALASKA (6 JAILS)													
KETCHIKAN-GATEWAY BOROUGH	SITKA CITY-BOROUGH JAIL . . .	1	N	N	Y	N	N	N	N	Y	N	NA	-
KENAI PENINSULA BOROUGH	SEWARD CITY JAIL	1	N	N	Y	N	N	N	N	Y	N	NA	-
KODIAK ISLAND BOROUGH	KODIAK CITY JAIL	1	N	N	Y	N	N	N	N	Y	Y	NA	-
NONBOROUGHIS	BETHEL CITY JAIL	1	N	N	N	Y	N	N	N	N	Y	NA	3
	CORDOVA CITY JAIL	1	N	N	Y	N	N	N	N	Y	Y	NA	-
	KOTZEBUE CITY JAIL	1	N	N	Y	N	N	N	N	N	Y	NA	-
STATE TOTAL		N 6 Y 0	N 6 Y 0	N 1 Y 5	N 5 Y 1	N 6 Y 0	N 5 Y 1	N 3 Y 3	N 2 Y 4			3

Table 4. Medical services, by county, by local jail within county—Continued

Name of county	Name of jail	Are inmates given--		The person who administers physical exam (Y=Yes, N=No)						Medical facilities available in the jail (Y=Yes, N=No)				
		medical screening ¹	physical exam ²	Doctor	Nurse	Para-med	Admitting officer	Other ³	None	Medical examining room	Infirmary		Other	
											Without beds	With beds		
ARIZONA (39 JAILS)														
APACHE COUNTY	COUNTY JAIL.	2	2	N	N	N	N	N	Y	N	N	N		
COCHISE COUNTY	COUNTY JAIL.	2	2	N	N	N	N	N	Y	N	N	N		
	DOUGLAS CITY JAIL.	1	1	N	N	N	N	N	Y	N	N	N		
	WILCOX CITY JAIL.	1	1	N	N	N	N	N	Y	N	N	N		
COCONINO COUNTY	COUNTY JAIL.	3	2	N	N	N	N	N	Y	N	N	Y		
GILA COUNTY	COUNTY JAIL (GLOBE).	1	2	N	N	N	N	N	Y	N	N	N		
	COUNTY JAIL (PAYSON).	3	2	N	N	N	N	N	Y	N	N	N		
	MIAMI CITY JAIL.	1	2	N	N	N	N	N	Y	N	N	N		
GRAHAM COUNTY	COUNTY JAIL.	1	2	N	N	N	N	N	Y	N	N	N		
GREENLEE COUNTY	COUNTY JAIL.	1	2	N	N	N	N	N	Y	N	N	N		
MARICOPA COUNTY	COUNTY JAIL-MAXIMUM SECURITY	2	2	N	N	N	N	N	Y	N	Y	N		
	COUNTY JAIL-MEDIUM SECURITY.	1	1	Y	Y	N	N	N	Y	N	N	N		
	COUNTY JAIL-MINIMUM SECURITY.	2	2	N	N	N	N	N	Y	N	N	N		
	COUNTY JAIL (GILA BEND).	2	2	N	N	N	N	N	Y	N	N	N		
	COUNTY JAIL (AVONDALE).	2	2	N	N	N	N	N	Y	N	N	N		
	COUNTY JAIL (WICKENBURG).	2	2	N	N	N	N	N	Y	N	N	N		
	AVONDALE CITY JAIL	1	1	N	N	N	N	N	Y	N	N	N		
	CHANDLER CITY JAIL	1	1	N	N	N	N	N	Y	N	N	N		
	ELMIRAGE CITY JAIL	1	1	Y	Y	N	N	N	Y	N	N	N		
	MESA CITY JAIL	1	1	N	N	N	N	N	Y	N	N	N		
	PEORIA CITY JAIL	1	1	N	N	N	N	N	Y	N	N	N		
	TEMPE CITY JAIL.	2	2	N	N	N	N	N	Y	N	N	N		
	TOLLESON CITY JAIL	2	2	N	N	N	N	N	Y	N	N	N		
MOHAVE COUNTY	COUNTY JAIL.	1	2	N	N	N	N	N	Y	N	N	N		
NAVAJO COUNTY	COUNTY JAIL.	1	2	N	N	N	N	N	Y	N	N	N		
	WINSLOW CITY JAIL.	3	3	N	N	N	N	N	Y	N	Y	N		
PIMA COUNTY	COUNTY JAIL.	3	3	N	N	Y	N	Y	N	N	Y	N		
	COUNTY JAIL ANNEX.	1	1	Y	N	N	N	N	N	N	N	N		
	SOUTH TUCSON TOWN JAIL.	1	1	N	N	N	N	N	Y	N	N	N		
PINAL COUNTY	COUNTY JAIL.	2	2	N	N	N	N	N	Y	N	N	N		
	CASA GRANDE CITY JAIL.	2	2	N	N	N	N	N	Y	N	N	N		
	COOLIDGE CITY JAIL	2	2	N	N	N	N	N	Y	N	N	N		
	ELOY CITY JAIL	3	3	N	N	N	N	N	Y	N	N	N		
SANTA CRUZ COUNTY	COUNTY JAIL.	2	2	N	N	N	N	N	Y	N	N	N		
YAVAPI COUNTY	COUNTY JAIL.	3	3	Y	N	N	N	N	Y	N	N	N		
YUMA COUNTY	COUNTY JAIL.	2	2	N	N	N	N	N	Y	N	N	N		
	COUNTY JAIL (PARKER).	1	1	Y	N	N	N	N	Y	N	N	N		
	COUNTY JAIL (WELTON).	2	2	N	N	N	N	N	Y	N	N	N		
	COUNTY JAIL (SALOME).	2	2	N	N	N	N	N	Y	N	N	N		
STATE TOTAL				N 33 Y 6	N 37 Y 2	N 38 Y 1	N 39 Y 0	N 38 Y 1	N 12 Y 27	N 31 Y 8	N 39 Y 0	N 35 Y 4	N 38 Y 1	

See footnotes at end of table.

Table 4. Medical services, by county, by local jail within county—Continued

Name of county	Name of jail	Number of miles to the nearest medical facility (i.e., hospital, clinic)	Availability of medical personnel within the jail (Y=Yes, N=No)								Frequency of sick calls in jail ⁴	Number of inmates on medication under prescription ⁵
			Doctor(s)				Nurse(s) and/or paramedic(s)					
			Daily	Weekly	On call	Never	Daily	Weekly	On call	Never		
ARIZONA (39 JAILS)												
APACHE COUNTY	COUNTY JAIL.	33	N	N	N	Y	N	N	N	Y	NA	1
COCHISE COUNTY	COUNTY JAIL.	2	N	N	Y	N	N	N	N	Y	NA	4
	DOUGLAS CITY JAIL.	5	N	N	Y	N	N	N	Y	Y	NA	-
	WILCOX CITY JAIL.	1	N	N	N	Y	N	N	N	Y	NA	-
COCONINO COUNTY	COUNTY JAIL.	3	N	N	Y	N	Y	N	N	Y	3	12
GILA COUNTY	COUNTY JAIL (GLOBE).	1	N	N	N	Y	N	N	N	N	NA	10
	COUNTY JAIL (PAYSON).	1	N	N	Y	N	N	N	N	Y	NA	-
	MIAMI CITY JAIL.	7	N	N	N	Y	N	N	N	Y	NA	-
GRAHAM COUNTY	COUNTY JAIL.	1	N	N	Y	N	N	N	N	Y	NA	-
GREENLEE COUNTY	COUNTY JAIL.	6	N	N	N	Y	N	N	N	Y	NA	4
MARICOPA COUNTY	COUNTY JAIL-MAXIMUM SECURITY	4	Y	N	N	N	Y	N	N	Y	3	350
	COUNTY JAIL-MEDIUM SECURITY.	2	Y	N	N	Y	N	N	N	Y	3	60
	COUNTY JAIL-MINIMUM SECURITY.	10	Y	N	N	Y	N	N	N	Y	3	120
	COUNTY JAIL (GILA BLVD).	75	N	N	N	Y	N	N	N	N	NA	-
	COUNTY JAIL (AVONDALE).	1	Y	N	Y	N	Y	N	Y	Y	NA	7
	COUNTY JAIL (WICKENBURG).	50	N	N	N	Y	N	N	N	Y	NA	-
	AVONDALE CITY JAIL	1	N	N	N	Y	N	N	N	Y	NA	-
	CHANDLER CITY JAIL	1	N	N	Y	N	N	N	N	Y	NA	2
	ELMIRAGE CITY JAIL	1	N	N	N	Y	N	N	N	Y	NA	-
	MESA CITY JAIL	1	N	N	N	Y	N	N	N	Y	NA	-
	PEORIA CITY JAIL	3	N	N	N	Y	N	N	N	Y	NA	-
	TEMPE CITY JAIL.	1	N	N	N	Y	N	N	N	Y	NA	-
	TOLLESON CITY JAIL	1	N	N	N	Y	N	N	N	Y	NA	-
MOHAVE COUNTY	COUNTY JAIL.	4	N	N	N	Y	Y	N	N	Y	NA	19
NAVAJO COUNTY	COUNTY JAIL.	2	N	N	Y	N	N	Y	N	Y	3	4
	WINSLOW CITY JAIL.	1	N	N	Y	N	N	N	N	Y	3	-
PIMA COUNTY	COUNTY JAIL.	7	Y	N	Y	N	Y	N	N	Y	3	100
	COUNTY JAIL ANNEX.	14	N	N	N	Y	N	N	N	Y	3	40
	SOUTH TUCSON TOWN JAIL.	3	N	N	N	Y	N	N	N	Y	NA	-
PINAL COUNTY	COUNTY JAIL.	1	N	N	Y	N	N	Y	N	Y	1	9
	CASA GRANDE CITY JAIL.	1	N	N	N	Y	N	N	N	Y	NA	-
	COOLIDGE CITY JAIL	10	N	N	N	Y	N	N	N	Y	NA	-
	ELOY CITY JAIL	1	N	N	Y	N	N	N	N	Y	NA	-
SANTA CRUZ COUNTY	COUNTY JAIL.	2	N	N	Y	N	N	N	Y	N	NA	1
YAVAPI COUNTY	COUNTY JAIL.	2	N	N	N	Y	N	N	N	Y	NA	6
YUMA COUNTY	COUNTY JAIL.	3	Y	N	N	N	N	N	N	Y	3	50
	COUNTY JAIL (PARKER).	1	N	N	Y	N	N	N	N	Y	NA	-
	COUNTY JAIL (WELTON).	35	N	N	Y	N	N	N	N	Y	NA	-
	COUNTY JAIL (SALOME).	60	N	N	N	Y	N	N	N	Y	NA	-
STATE TOTAL			Y 33 Y 6	Y 39 Y 0	N 23 Y 16	N 20 Y 19	N 31 Y 8	N 36 Y 3	N 24 Y 15	N 6 Y 33		807

Table 4. Medical services, by county, by local jail within county—Continued

Name of county	Name of jail	Are inmates given--		The person who administers physical exam (Y=Yes, N=No)						Medical facilities available in the jail (Y=Yes, N=No)					
		medical screening ¹	physical exam ²	Doctor	Nurse	Para-med	Admitting officer	Other ³	None	Medical exam--ing room	Infirmary		Other		
											With-out beds	With beds			
CALIFORNIA (135 JAILS)															
ALAMEDA COUNTY	SANTA RITA REHAB. CENTER	2	2	N	N	N	N	N	Y	N	Y	N			
	COUNTY JAIL.	3	3	Y	Y	N	N	N	Y	N	N	N			
	CO. WORK FURLOUGH--MALE.	1	2	N	N	N	N	N	Y	N	N	N			
	CO. WORK FURLOUGH--FEMALE.	1	2	N	N	N	N	N	Y	N	N	N			
	OAKLAND CITY JAIL.	3	2	N	N	N	N	N	Y	Y	N	N			
AMADOR COUNTY	COUNTY JAIL.	2	2	N	N	N	N	N	Y	N	N	N			
BUTTE COUNTY	COUNTY JAIL.	3	3	N	Y	N	N	N	Y	Y	N	N			
CALAVERAS COUNTY	COUNTY JAIL.	1	3	Y	N	N	N	N	Y	N	N	N			
COLUSA COUNTY	COUNTY JAIL.	1	3	Y	N	N	N	N	Y	N	N	N			
CONTRA COSTA COUNTY	COUNTY JAIL.	1	2	N	N	N	N	N	Y	N	N	N			
	COUNTY REHABILITATION CENTER	1	2	N	N	N	N	N	Y	N	N	N			
	WORK FURLOUGH CENTER.	1	3	Y	Y	Y	N	N	Y	N	N	N			
DEL NORTE COUNTY	COUNTY JAIL.	1	2	N	N	N	N	N	Y	N	Y	N			
EL DORADO COUNTY	COUNTY JAIL (PLACERVILLE).	1	3	Y	N	N	N	N	Y	N	N	N			
	COUNTY JAIL (SO. LAKE TAHOE)	1	2	N	N	N	N	N	Y	N	N	N			
FRESNO COUNTY	COUNTY JAIL.	1	2	N	N	N	N	N	Y	N	Y	N			
	COUNTY INDUSTRIAL FARM.	3	3	Y	N	N	N	N	Y	N	N	N			
GLENN COUNTY	COUNTY JAIL.	1	2	N	N	N	N	Y	N	N	N	N			
HUMBOLDT COUNTY	COUNTY JAIL.	1	2	N	N	N	N	N	Y	N	Y	N			
IMPERIAL COUNTY	COUNTY JAIL.	1	1	N	N	Y	N	N	Y	N	N	N			
	COUNTY MINIMUM SECURITY JAIL	1	3	N	N	Y	N	N	Y	N	N	N			
	BRAWLEY CITY JAIL.	3	3	Y	N	N	N	N	Y	N	N	N			
INYO COUNTY	COUNTY JAIL.	1	2	N	N	N	N	N	Y	N	N	N			
KERN COUNTY	COUNTY JAIL (BAKERSFIELD).	1	2	N	N	N	N	N	Y	N	Y	N			
	COUNTY JAIL--(LERDO).	2	1	N	N	N	N	N	Y	N	N	N			
	RIDGECREST CITY JAIL.	1	2	N	N	N	N	N	Y	N	N	N			
KINGS COUNTY	COUNTY JAIL.	1	2	N	N	N	N	N	Y	N	Y	N			
LAKE COUNTY	COUNTY JAIL.	1	2	N	N	N	N	N	Y	N	N	N			
LASSEN COUNTY	COUNTY JAIL.	1	2	N	N	N	N	Y	N	N	N	N			
LOS ANGELES COUNTY	DETENTION CAMP 15.	1	3	N	Y	N	N	N	Y	N	N	N			
	DETENTION CAMP 18.	1	3	N	Y	N	N	N	Y	N	N	N			
	MIRA LOMA FACILITY.	1	3	N	Y	N	N	N	Y	N	N	N			
	HALL OF JUSTICE JAIL.	1	3	N	Y	N	N	Y	Y	N	N	N			
	CENTRAL COUNTY JAIL.	1	3	N	Y	N	N	N	Y	N	N	N			
	WAYSIDE HONOR RANCH.	3	3	N	Y	N	N	N	Y	N	Y	N			
	SYBIL BRAND INSTITUTE.	1	3	N	Y	N	N	N	Y	N	Y	N			
	WAYSIDE HONOR RANCHO.	1	3	N	Y	N	N	N	Y	N	Y	N			
	DETENTION CAMP 15.	1	3	N	Y	N	N	N	Y	N	N	N			
	DETENTION CAMP 14.	1	3	N	Y	N	N	N	Y	N	N	N			
	BURBANK CITY JAIL.	1	2	N	N	N	N	Y	Y	N	N	N			
	CULVER CITY CITY JAIL.	1	2	N	N	N	N	Y	N	N	N	N			
	GLENDALE CITY JAIL.	1	2	N	N	N	N	Y	N	N	N	N			
	LONG BEACH CITY JAIL.	1	3	N	N	N	N	Y	N	N	Y	N			
	PASADENA CITY JAIL.	1	2	N	N	N	N	Y	N	N	N	N			
	POMONA CITY JAIL.	1	2	N	N	N	N	Y	N	N	N	N			
	SIGNAL HILL CITY JAIL.	1	2	N	N	N	N	Y	N	N	N	N			
	TORRANCE CITY JAIL.	1	2	N	N	N	N	Y	N	N	N	N			
MADERA COUNTY	COUNTY JAIL.	1	2	N	N	N	N	N	Y	Y	N	N			
MARIN COUNTY	COUNTY JAIL.	1	2	N	N	N	N	N	Y	N	Y	N			
MARIPOSA COUNTY	COUNTY JAIL.	1	3	Y	Y	N	N	Y	N	N	N	N			
MENDOCINO COUNTY	COUNTY JAIL.	1	3	Y	N	N	N	N	Y	N	N	N			
	MAXIMUM SECURITY COUNTY JAIL	1	3	Y	N	N	N	N	Y	N	N	N			
	UKIAH CITY JAIL.	1	2	N	N	N	N	Y	N	N	N	N			
MERCED COUNTY	COUNTY REHABILITATION CTR.	3	2	N	N	N	N	Y	N	N	N	N			
LOS BANOS CITY	COUNTY JAIL.	1	2	N	N	N	N	Y	N	N	N	N			
MODOC COUNTY	COUNTY JAIL.	1	2	N	N	N	N	Y	N	N	N	N			
MONO COUNTY	COUNTY JAIL.	1	2	N	N	N	N	Y	N	N	N	N			
MONTEREY COUNTY	COUNTY JAIL.	1	2	N	N	N	N	N	Y	N	Y	N			
NAPA COUNTY	DEPT. OF CORRECTIONS	1	3	Y	Y	N	N	N	Y	N	Y	N			
NEVADA COUNTY	COUNTY JAIL.	3	2	N	N	N	N	Y	N	N	N	N			
ORANGE COUNTY	COUNTY JAIL.	1	3	Y	Y	N	N	N	Y	N	Y	N			
	THEO LACY FACILITY.	1	3	Y	Y	N	N	N	Y	N	N	N			
	J.A. MUSICK FACILITY.	1	3	Y	Y	N	N	N	Y	N	N	N			
	ANAHEIM CITY JAIL.	1	3	NA	NA	NA	NA	NA	Y	N	N	N			
	COSTA MESA CITY JAIL.	1	2	N	N	N	N	Y	N	N	N	N			
	NEWPORT BEACH CITY JAIL.	1	2	N	N	N	N	Y	N	N	N	N			
	SAN CLEMENTE CITY JAIL.	1	2	N	N	N	N	Y	N	N	N	N			

See footnotes at end of table.

Table 4. Medical services, by county, by local jail within county--Continued

Name of county	Name of jail	Number of miles to the nearest medical facility (i.e., hospital, clinic)	Availability of medical personnel within the jail (Y=Yes, N=No)								Frequency of sick calls in jail ⁴	Number of inmates on medication under prescription ⁵		
			Doctor(s)				Nurse(s) and/or paramedic(s)							
			Daily	Weekly	On call	Never	Daily	Weekly	On call	Never				
CALIFORNIA (135 JAILS)														
ALAMEDA COUNTY	SANTA RITA REHAB. CENTER	17	Y	Y	N	N	Y	N	Y	N	N	Y	3	300
	COUNTY JAIL.	3	N	N	N	N	Y	N	N	N	Y	Y	3	25
	CO. WORK FURLOUGH--MALE.	2	N	N	N	N	Y	N	N	N	Y	Y	4	-
	CO. WORK FURLOUGH--FEMALE.	4	N	N	N	N	Y	N	N	N	Y	Y	NA	-
	OAKLAND CITY JAIL.	2	N	Y	N	N	Y	N	N	N	Y	Y	3	25
AMADOR COUNTY	COUNTY JAIL.	1	N	N	Y	N	N	N	Y	N	N	Y	NA	1
BUTTE COUNTY	COUNTY JAIL.	2	N	Y	Y	N	Y	N	N	N	N	Y	3	52
CALAVERAS COUNTY	COUNTY JAIL.	1	N	N	Y	N	N	N	N	N	N	Y	NA	9
COLUSA COUNTY	COUNTY JAIL.	1	N	N	Y	N	N	N	N	Y	N	Y	NA	10
CONTRA COSTA COUNTY	COUNTY JAIL.	2	N	Y	N	N	Y	N	Y	N	N	Y	2	40
	COUNTY REHABILITATION CENTER	22	N	Y	N	N	Y	N	Y	N	N	Y	2	39
	WORK FURLOUGH CENTER.	20	N	Y	Y	N	N	N	Y	Y	N	Y	NA	11
DEL NORTE COUNTY	COUNTY JAIL.	1	N	N	Y	N	N	N	N	N	N	Y	NA	22
EL DORADO COUNTY	COUNTY JAIL (PLACERVILLE).	2	Y	N	N	N	N	N	N	N	N	Y	3	17
	COUNTY JAIL (SO. LAKE TAHOE)	3	N	N	Y	N	N	N	Y	N	Y	N	NA	4
FRESNO COUNTY	COUNTY JAIL.	3	Y	N	Y	N	N	Y	N	Y	N	N	3	140
	COUNTY INDUSTRIAL FARM.	25	Y	N	Y	N	N	Y	N	N	N	N	3	25
GLENN COUNTY	COUNTY JAIL.	1	N	N	Y	N	N	N	N	N	N	Y	NA	5
HUMBOLDT COUNTY	COUNTY JAIL.	3	N	Y	Y	N	Y	Y	N	Y	Y	Y	3	27
IMPERIAL COUNTY	COUNTY JAIL.	1	N	Y	Y	N	N	Y	N	Y	N	Y	3	22
	COUNTY MINIMUM SECURITY JAIL	3	N	Y	Y	N	N	Y	N	N	N	Y	3	17
	BRAWLEY CITY JAIL.	3	N	N	N	N	Y	N	N	N	N	Y	NA	-
INYO COUNTY	COUNTY JAIL.	14	N	N	Y	N	N	N	N	N	Y	Y	NA	4
KERN COUNTY	COUNTY JAIL (BAKERSFIELD).	5	Y	N	N	N	Y	N	N	N	N	Y	3	105
	COUNTY JAIL--(LERDO).	12	Y	N	N	N	N	N	N	N	N	Y	1	25
	RIDGECREST CITY JAIL.	1	N	N	N	N	N	N	N	N	Y	Y	NA	-
KINGS COUNTY	COUNTY JAIL.	1	Y	N	Y	N	N	Y	N	N	N	Y	3	21
LAKE COUNTY	COUNTY JAIL.	5	N	N	Y	N	N	N	N	N	N	Y	NA	8
LASSEN COUNTY	COUNTY JAIL.	1	N	N	Y	N	N	N	N	N	N	Y	NA	3
LOS ANGELES COUNTY	DETENTION CAMP 19.	10	N	N	Y	N	N	N	N	N	Y	Y	3	-
	DETENTION CAMP 18.	22	N	Y	Y	N	N	Y	N	N	Y	Y	3	-
	MIRA LOMA FACILITY.	6	Y	N	Y	N	N	Y	N	N	N	Y	3	86
	HALL OF JUSTICE JAIL.	2	Y	N	Y	N	N	Y	N	N	N	Y	3	124
	CENTRAL COUNTY JAIL.	2	Y	N	Y	N	N	Y	N	N	N	Y	3	453
	WAYSIDE HONOR RANCH.	40	Y	N	Y	N	N	Y	N	N	N	Y	3	

CALIFORNIA—Continued

Table 4. Medical services, by county, by local jail within county—Continued

Name of county	Name of jail	Are inmates given--		The person who administers physical exam (Y=Yes, N=No)					Medical facilities available in the jail (Y=Yes, N=No)					Frequency of sick calls in jail*	Number of inmates on medication under prescription†	
		medical screening¹	physical exam²	Doctor	Nurse	Para-med	Admitting officer	Other³	None	Medical exam- ing room	Infirmary					Other
											With- out beds	With beds				
CALIFORNIA--CONTINUED																
PLACER COUNTY	COUNTY JAIL	1	2	N	N	N	N	N	N	Y	Y	N	N	N		
	COUNTY MINIMUM SECURITY JAIL	1	2	N	N	N	N	N	N	Y	Y	N	N	N		
PLUMAS COUNTY	COUNTY JAIL	1	2	N	N	N	N	N	Y	N	N	N	N			
RIVERSIDE COUNTY	COUNTY HONOR CAMP	1	3	Y	N	N	N	N	N	Y	Y	N	N	N		
	COUNTY JAIL (RIVERSIDE)	1	3	Y	N	N	N	N	N	Y	Y	N	N	N		
	COUNTY JAIL (INDIO)	1	3	Y	N	N	N	N	N	Y	Y	N	N	N		
	COUNTY JAIL (BLYTHE)	1	3	Y	N	N	N	N	N	Y	Y	N	N	N		
	HEMET CITY JAIL	2	2	N	N	N	N	N	Y	N	N	N	N	N		
	PERRIS CITY JAIL	2	2	N	N	N	N	N	Y	N	N	N	N	N		
SACRAMENTO COUNTY	COUNTY MAIN JAIL	1	3	N	Y	N	N	N	N	Y	N	Y	N	N		
	RIO COSUMNES CORRECTION CTR.	1	3	N	Y	N	N	N	N	N	N	Y	N	N		
SAN BENITO COUNTY	COUNTY JAIL	1	2	N	N	N	N	N	Y	N	N	N	N			
SAN BERNARDINO COUNTY	COUNTY JAIL	1	2	N	N	N	N	N	N	Y	N	Y	Y	Y		
	GLEN HELEN REHAB CENTER	1	3	N	Y	N	N	N	N	Y	N	Y	Y	Y		
SAN DIEGO COUNTY	COUNTY WORK FURLOUGH CENTER	1	3	Y	Y	Y	N	N	N	Y	Y	N	N	N		
	BARRETT HONOR CAMP	1	3	Y	Y	Y	N	N	N	Y	Y	N	N	N		
	CAMP DESCANSO	1	3	Y	Y	Y	N	N	N	Y	Y	N	N	N		
	CAMP MORENA	1	3	Y	Y	Y	N	N	N	Y	Y	N	N	N		
	LA CIMA CONSV. HONOR CAMP	1	3	Y	Y	Y	N	N	N	Y	Y	N	N	N		
	VIEJAS CAMP	1	3	Y	Y	Y	N	N	N	Y	Y	N	N	N		
	WEST FOLK HONOR CAMP	1	3	Y	Y	Y	N	N	N	Y	Y	N	N	N		
	COUNTY JAIL	1	3	Y	Y	Y	N	N	N	Y	Y	N	N	N		
	LAS COLINAS WOMENS DET. FAC.	3	3	N	Y	N	N	N	N	Y	Y	N	N	N		
SAN FRANCISCO CITY	CITY JAIL (HALL OF JUSTICE)	2	3	Y	Y	Y	N	N	N	Y	N	N	N	N		
	COUNTY JAIL, 1 AND 2	3	3	Y	Y	Y	N	N	N	Y	N	N	N	N		
	COUNTY JAIL, 3 AND 4	3	3	Y	Y	Y	N	N	N	Y	N	N	N	N		
	COUNTY JAIL, 5	3	3	N	N	N	N	N	N	Y	N	N	N	N		
SAN JOAQUIN COUNTY	COUNTY JAIL--MEN'S UNIT	3	1	N	Y	N	N	N	N	Y	Y	N	N	N		
	COUNTY JAIL--WOMEN'S UNIT	3	1	N	Y	N	N	N	N	Y	Y	N	N	N		
	COUNTY HONOR FARM	3	3	N	Y	N	N	N	N	Y	Y	N	N	N		
SAN LUIS OBISPO COUNTY	COUNTY JAIL	3	3	Y	Y	N	Y	N	N	Y	Y	N	N	N		
SAN MATEO COUNTY	COUNTY MAIN JAIL	3	3	Y	Y	N	N	N	N	Y	N	N	N	N		
	SHERIFFS HONOR CAMP NO. 1	3	3	Y	Y	N	N	N	N	Y	N	N	N	N		
	COUNTY WORK FURLOUGH FACILITY	3	3	Y	Y	N	N	N	N	N	N	N	N	N		
SANTA BARBARA COUNTY	COUNTY DETENTION FACILITY	1	3	Y	Y	Y	N	N	N	Y	Y	N	N	N		
	COUNTY HONOR FARM	1	1	N	N	N	N	N	Y	N	N	N	N	N		
	LOMPOC CITY JAIL	1	2	N	N	N	N	N	Y	N	N	N	N	N		
SANTA CLARA COUNTY	COUNTY MAIN JAIL	1	3	Y	Y	N	N	N	Y	N	N	Y	Y	Y		
	COUNTY JAIL (MILPITAS)	1	3	Y	Y	N	N	N	Y	N	N	N	N	N		
	COUNTY JAIL (PALO ALTO)	1	3	N	Y	N	N	N	N	Y	N	N	N	N		
	WOMENS DETENTION FACILITY	1	3	Y	Y	N	N	N	N	Y	N	Y	N	N		
	CO. JAIL--MINIMUM SECURITY	1	3	Y	Y	N	N	N	N	N	N	Y	N	N		
SANTA CRUZ COUNTY	COUNTY JAIL	1	3	N	Y	N	N	N	N	Y	N	Y	N	N		
	REHABILITATION FACILITY	1	3	N	N	N	N	N	N	Y	N	N	N	N		
SHASTA COUNTY	COUNTY JAIL	1	3	Y	Y	N	N	N	N	Y	N	N	N	N		
	COUNTY REHABILITATION CENTER	1	3	Y	Y	N	Y	N	N	N	N	N	N	N		
SIERRA COUNTY	COUNTY JAIL	3	2	N	N	N	N	N	Y	N	N	N	N	N		
SISKIYOU COUNTY	COUNTY JAIL	1	2	N	N	N	N	N	Y	N	N	N	N	N		
SOLANO COUNTY	COUNTY JAIL (FAIRFIELD)	1	3	Y	Y	N	N	N	N	Y	N	N	N	N		
	COUNTY JAIL (VALLEGO)	1	2	N	N	N	N	N	N	Y	N	N	N	N		
	COUNTY REHABILITATION CENTER	1	3	Y	Y	N	N	N	N	Y	N	N	N	N		
SONOMA COUNTY	COUNTY JAIL	3	2	N	N	N	N	N	N	Y	N	Y	N	N		
	COUNTY MINIMUM SECURITY JAIL	1	2	N	N	N	N	N	N	N	N	N	N	N		
STANISLAUS COUNTY	COUNTY JAIL	1	2	N	N	N	N	N	N	Y	N	N	N	N		
	COUNTY HONOR FARM	3	2	N	N	N	N	N	N	Y	N	N	N	N		
SUTTER COUNTY	COUNTY JAIL	1	2	N	N	N	N	N	N	N	N	Y	N	N		
TEHAMA COUNTY	COUNTY JAIL	1	2	N	N	N	N	N	N	Y	N	N	N	N		
TRINITY COUNTY	COUNTY JAIL	1	3	Y	N	N	N	N	Y	N	N	N	N	N		
TULARE COUNTY	COUNTY JAIL	2	2	N	N	N	N	N	N	Y	N	N	N	N		
	COUNTY CORRECTIONAL CENTER	1	2	N	N	N	N	N	N	Y	N	N	N	N		
TUOLUMNE COUNTY	COUNTY JAIL	1	2	N	N	N	N	N	Y	N	N	N	N	N		
VENTURA COUNTY	COUNTY JAIL	1	3	NA	NA	NA	NA	NA	N	Y	Y	N	N	N		
	COUNTY HONOR FARM	1	3	NA	NA	NA	NA	NA	N	Y	Y	N	N	N		
	COUNTY BRANCH JAIL	1	3	NA	NA	NA	NA	NA	N	Y	Y	N	N	N		
	PORT HUENEME CITY JAIL	1	2	N	N	N	N	N	N	Y	N	N	N	N		
YOLO COUNTY	COUNTY JAIL	1	2	N	N	N	N	N	Y	N	N	N	N	N		
	COUNTY PRISON FARM	1	2	N	N	N	N	N	N	Y	N	N	N	N		
YUBA COUNTY	COUNTY JAIL	1	2	N	N	N	N	N	N	Y	N	N	N	N		
STATE TOTAL				N 86 Y 45	N 82 Y 49	N 124 Y 7	N 126 Y 5	N 124 Y 7	N 94 Y 41	N 65 Y 70	N 115 Y 20	N 106 Y 29	N 130 Y 5			

See footnotes at end of table.

CALIFORNIA—Continued

Table 4. Medical services, by county, by local jail within county—Continued

Name of county	Name of jail	Number of miles to the nearest medical facility (i.e., hospital, clinic)	Availability of medical personnel within the jail (Y=Yes, N=No)								Frequency of sick calls in jail*	Number of inmates on medication under prescription†			
			Doctor(s)				Nurse(s) and/or paramedic(s)								
			Daily	Weekly	On call	Never	Daily	Weekly	On call	Never					
CALIFORNIA--CONTINUED															
PLACER COUNTY	COUNTY JAIL	5	N	N	Y	N	Y	N	Y	N	N	Y	Y	3	-
	COUNTY MINIMUM SECURITY JAIL	1	N	N	Y	N	Y	N	Y	N	N	Y	Y	NA	-
PLUMAS COUNTY	COUNTY JAIL	2	N	N	Y	N	N	N	Y	Y	Y	Y	Y	NA	3
RIVERSIDE COUNTY	COUNTY HONOR CAMP	6	N	N	Y	N	N	N	Y	N	N	Y	Y	3	24
	COUNTY JAIL (RIVERSIDE)	5	N	N	Y	N	N	N	Y	N	N	Y	Y	2	11
	COUNTY JAIL (INDIO)	3	Y	N	Y	N	N	N	Y	N	N	Y	Y	2	30
	COUNTY JAIL (BLYTHE)	1	N	Y	Y	N	N	N	Y	N	N	Y	Y	NA	14
	HEMET CITY JAIL	1	N	N	N	Y	N	N	Y	N	N	N	Y	NA	-
	PERRIS CITY JAIL	2	N	N	N	N	N	N	Y	N	N	N	Y	NA	-
SACRAMENTO COUNTY	COUNTY MAIN JAIL	6	Y	N	N	N	N	Y	N	Y	N	N	Y	3	92
	RIO COSUMNES CORRECTION CTR.	10	Y	N	Y	N	N	Y	N	Y	N	N	Y	3	139
SAN BENITO COUNTY	COUNTY JAIL	2	N	N	N	Y	N	N	N	N	N	N	Y	NA	2
SAN BERNARDINO COUNTY	COUNTY JAIL	2	Y	N	N	N	N	Y	N	N	N	N	Y	3	55
	GLEN HELEN REHAB CENTER	15	Y	N	N	N	N	Y	N	N	N	N	Y	3	50
SAN DIEGO COUNTY	COUNTY WORK FURLOUGH CENTER	8	N	N	N	Y	Y	Y	N	N	N	N	Y	3	20
	BARRETT HONOR CAMP	51	N	N	Y	N	Y	N	N	Y	N	N	Y	3	16
	CAMP DESCANSO	47	N	N	Y	N	Y	N	N	Y	N	N	Y	3	9
	CAMP MORENA	55	N	N	Y	N	Y	N	N	Y	N	N	Y	3	7
	LA CIMA CONSV. HONOR CAMP	70	N	N	N	Y	N	N	Y	N	N	N	Y	2	4
	VIEJAS CAMP	40	N	Y	N	N	N	Y	N	N	N	N	Y	3	26
	WEST FOLK HONOR CAMP	55	N	N	N	Y	N	N	Y	N	N	N	Y	3	5
	COUNTY JAIL	5	Y	N	N	N	N	Y	N	N	N	N	Y	3	300
	LAS COLINAS WOMENS DET. FAC.	4	N	Y	Y	N	N	Y	N	N	N	N	Y	3	17
SAN FRANCISCO CITY	CITY JAIL (HALL OF JUSTICE)	2	Y	N	N	N	Y	N	N	N	N	N	N	3	38
	COUNTY JAIL, 1 AND 2	4	Y	N	N	N	Y	N	N	N	N	N	N	3	256
	COUNTY JAIL, 3 AND 4	10	Y	N	Y	N	N	Y	N						

Table 4. Medical services, by county, by local jail within county—Continued

Name of county	Name of jail	Are inmates given—		The person who administers physical exam (Y=Yes, N=No)					Medical facilities available in the jail (Y=Yes, N=No)					
		medical screening ¹	physical exam ²	Doctor	Nurse	Para-med	Admitting officer	Other ³	None	Medical examining room	Infirmary		Other	
											Without beds	With beds		
COLORADO (61 JAILS)														
ADAMS COUNTY	COUNTY JAIL.	1	3	N	N	Y	Y	N	N	Y	N	N	N	
ALAMOSA COUNTY	COUNTY JAIL.	3	2	N	N	N	N	N	Y	N	N	N	N	
ALAMOSA COUNTY	ALAMOSA CITY JAIL.	2	3	N	N	N	N	N	Y	N	N	N	N	
ARAPAHOE COUNTY	COUNTY JAIL.	1	1	N	Y	N	N	N	N	Y	N	Y	N	
ARCHULETA COUNTY	COUNTY JAIL.	1	2	N	N	N	N	N	Y	N	N	N	N	
BACA COUNTY	COUNTY JAIL.	3	2	N	N	N	N	N	Y	N	N	N	N	
BENT COUNTY	COUNTY JAIL.	2	2	N	N	N	N	N	Y	N	N	N	N	
BOULDER COUNTY	COUNTY JAIL.	3	3	Y	Y	N	N	N	N	Y	N	N	N	
BOULDER COUNTY	LONGMONT CITY JAIL.	1	2	N	N	N	N	N	N	Y	N	N	N	
CHAFFEE COUNTY	COUNTY JAIL.	1	2	N	N	N	N	N	Y	N	N	N	N	
CHEYENNE COUNTY	COUNTY JAIL.	3	2	N	N	N	N	N	Y	N	N	N	N	
CLEAR CREEK COUNTY	COUNTY JAIL.	1	2	N	N	N	N	N	Y	N	N	N	N	
CONEJOS COUNTY	COUNTY JAIL.	1	2	N	N	N	N	N	Y	N	N	N	N	
COSTILLA COUNTY	COUNTY JAIL.	2	2	N	N	N	N	N	Y	N	N	N	N	
CROWLEY COUNTY	COUNTY JAIL.	2	2	N	N	N	N	N	Y	N	N	N	N	
DELTA COUNTY	COUNTY JAIL.	3	2	N	N	N	N	N	N	Y	N	N	N	
DENVER CITY-COUNTY	DENVER CITY JAIL.	1	3	Y	Y	N	N	Y	N	N	Y	N	N	
DENVER CITY-COUNTY	COUNTY JAIL.	3	3	Y	Y	N	N	N	N	Y	N	Y	N	
DOUGLAS COUNTY	COUNTY JAIL.	1	2	N	N	N	N	N	Y	N	N	N	N	
EAGLE COUNTY	COUNTY JAIL.	3	3	Y	N	N	N	N	Y	N	N	N	N	
ELBERT COUNTY	COUNTY JAIL.	3	3	Y	N	N	N	N	Y	N	N	N	N	
EL PASO COUNTY	COUNTY JAIL.	1	1	N	N	Y	N	N	N	Y	N	N	N	
FREMONT COUNTY	COUNTY JAIL.	1	3	Y	N	N	N	N	Y	N	N	N	N	
GARFIELD COUNTY	COUNTY JAIL.	1	2	N	N	N	N	N	Y	N	N	N	N	
GILPIN COUNTY	COUNTY JAIL.	1	2	N	N	N	N	N	Y	N	N	N	N	
GRAND COUNTY	COUNTY JAIL.	1	2	N	N	N	N	N	Y	N	N	N	N	
GUNNISON COUNTY	COUNTY JAIL.	1	2	N	N	N	N	N	Y	N	N	N	N	
HUERFANO COUNTY	COUNTY JAIL.	1	3	Y	N	N	N	N	N	Y	N	N	N	
JEFFERSON COUNTY	COUNTY JAIL.	1	3	Y	Y	N	N	N	N	Y	N	N	N	
KIOWA COUNTY	COUNTY JAIL.	1	3	N	Y	N	N	Y	Y	N	N	N	N	
KIT CARSON COUNTY	COUNTY JAIL.	1	2	N	N	N	N	N	Y	N	N	N	Y	
LAKE COUNTY	COUNTY JAIL.	1	2	N	N	N	N	N	Y	N	N	N	N	
LA PLATA COUNTY	COUNTY JAIL.	1	3	Y	N	N	N	N	N	Y	N	N	N	
LARIMER COUNTY	COUNTY JAIL.	1	2	N	N	N	N	N	Y	N	N	N	N	
LAS ANIMAS COUNTY	COUNTY JAIL.	1	2	N	N	N	N	N	Y	N	N	N	N	
LINCOLN COUNTY	COUNTY JAIL.	3	3	Y	N	N	N	N	Y	N	N	N	N	
LOGAN COUNTY	COUNTY JAIL.	1	3	Y	N	N	N	N	Y	N	N	N	N	
MESA COUNTY	COUNTY JAIL.	1	2	N	N	N	N	N	Y	N	N	N	N	
MOFFAT COUNTY	COUNTY JAIL.	1	2	N	N	N	N	N	Y	N	N	N	N	
MONTEZUMA COUNTY	COUNTY JAIL.	1	2	N	N	N	N	N	N	Y	N	N	N	
MONTROSE COUNTY	COUNTY JAIL.	1	3	Y	N	N	N	N	Y	N	N	N	N	
MORGAN COUNTY	COUNTY JAIL.	1	3	Y	N	N	N	N	Y	N	N	N	N	
MORGAN COUNTY	BRUSH CITY JAIL.	2	2	N	N	N	N	N	Y	N	N	N	N	
MORGAN COUNTY	FORT MORGAN CITY JAIL.	2	2	N	N	N	N	N	Y	N	N	N	N	
OTERO COUNTY	COUNTY JAIL.	1	2	N	N	N	N	N	Y	N	N	N	N	
PHILLIPS COUNTY	COUNTY JAIL.	2	2	N	N	N	N	N	Y	N	N	N	N	
PITKIN COUNTY	COUNTY JAIL.	3	2	N	N	N	N	N	Y	N	N	N	N	
PROWERS COUNTY	COUNTY JAIL.	1	3	Y	N	N	N	N	Y	N	N	N	N	
PUEBLO COUNTY	COUNTY JAIL.	1	2	N	N	N	N	N	Y	N	N	N	N	
PUEBLO COUNTY	PUEBLO CITY JAIL.	2	2	N	N	N	N	N	Y	N	N	N	N	
RIO BLANCO COUNTY	COUNTY JAIL.	1	3	Y	N	N	N	N	Y	N	N	N	N	

See footnotes at end of table.

Table 4. Medical services, by county, by local jail within county—Continued

Name of county	Name of jail	Number of miles to the nearest medical facility (i.e., hospital, clinic)	Availability of medical personnel within the jail (Y=Yes, N=No)								Frequency of sick calls in jail ⁴	Number of inmates on medication under prescription ⁵		
			Doctor(s)				Nurse(s) and/or paramedic(s)							
			Daily	Weekly	On call	Never	Daily	Weekly	On call	Never				
COLORADO (61 JAILS)														
ADAMS COUNTY	COUNTY JAIL.	1	N	N	Y	N	Y	N	Y	N	Y	N	2	22
ALAMOSA COUNTY	COUNTY JAIL.	1	N	N	Y	N	N	N	N	N	Y	Y	NA	1
ALAMOSA COUNTY	ALAMOSA CITY JAIL.	1	N	N	Y	N	N	N	N	N	N	Y	NA	-
ARAPAHOE COUNTY	COUNTY JAIL.	5	Y	N	N	N	Y	N	Y	N	Y	N	3	-
ARCHULETA COUNTY	COUNTY JAIL.	1	N	N	Y	N	N	N	N	N	N	Y	NA	-
BACA COUNTY	COUNTY JAIL.	1	N	N	Y	N	N	N	N	Y	Y	Y	NA	1
BENT COUNTY	COUNTY JAIL.	2	N	N	N	Y	N	N	N	N	N	Y	NA	-
BOULDER COUNTY	COUNTY JAIL.	1	N	Y	Y	N	Y	N	Y	N	N	Y	3	19
BOULDER COUNTY	LONGMONT CITY JAIL.	3	N	N	N	Y	N	N	N	N	N	Y	NA	-
CHAFFEE COUNTY	COUNTY JAIL.	1	N	N	Y	N	N	N	Y	N	Y	N	NA	3
CHEYENNE COUNTY	COUNTY JAIL.	1	N	N	Y	N	N	N	N	N	N	Y	NA	-
CLEAR CREEK COUNTY	COUNTY JAIL.	11	N	N	Y	N	N	N	N	Y	N	N	NA	-
CONEJOS COUNTY	COUNTY JAIL.	14	N	N	N	Y	N	N	N	N	Y	Y	NA	-
COSTILLA COUNTY	COUNTY JAIL.	36	N	N	N	Y	N	N	N	N	Y	Y	NA	-
CROWLEY COUNTY	COUNTY JAIL.	12	N	N	N	Y	N	N	N	N	Y	Y	NA	-
DELTA COUNTY	COUNTY JAIL.	1	N	N	Y	N	N	N	N	N	Y	Y	NA	5
DENVER CITY-COUNTY	DENVER CITY JAIL.	1	Y	N	N	N	Y	N	N	N	Y	Y	3	35
DENVER CITY-COUNTY	COUNTY JAIL.	15	Y	N	N	N	Y	N	N	N	Y	Y	3	300
DOUGLAS COUNTY	COUNTY JAIL.	1	N	N	Y	N	N	N	N	N	Y	Y	NA	-
EAGLE COUNTY	COUNTY JAIL.	3	N	N	Y	N	N	N	N	N	N	Y	NA	-
ELBERT COUNTY	COUNTY JAIL.	1	N	N	Y	N	N	N	N	N	N	Y	NA	-
EL PASO COUNTY	COUNTY JAIL.	1	N	Y	Y	N	Y	N	Y	N	Y	Y	1	15
FREMONT COUNTY	COUNTY JAIL.	1	N	N	N	Y	N	N	N	N	N	Y	NA	-
GARFIELD COUNTY	COUNTY JAIL.	1	N	N	N	Y	N	N	N	N	N	Y	NA	-
GILPIN COUNTY	COUNTY JAIL.	45	N	N	N	Y	N	N	N	Y	Y	Y	NA	-
GRAND COUNTY	COUNTY JAIL.	17	N	N	N	Y	N	N	N	N	Y	Y	NA	2
GUNNISON COUNTY	COUNTY JAIL.	1	N	N	Y	N	N	N	Y	N	Y	N	NA	1
HUERFANO COUNTY	COUNTY JAIL.	1	N	N	Y	N	N	N	N	N	Y	Y	NA	-
JEFFERSON COUNTY	COUNTY JAIL.	20	Y	N	Y	N	Y	N	Y	N	Y	Y	3	7
KIOWA COUNTY	COUNTY JAIL.	1	N	N	N	Y	N	N	N	Y	Y	Y	NA	-
KIT CARSON COUNTY	COUNTY JAIL.	1	N	N	Y	N	N	N	N	N	Y	Y	NA	-
LAKE COUNTY	COUNTY JAIL.	1	N	N	N	Y	N	N	N	N	N	Y	NA	-
LA PLATA COUNTY	COUNTY JAIL.	1	N	N	Y	N	N	N	N	N	Y	Y	NA	1
LARIMER COUNTY	COUNTY JAIL.	2	N	N	Y	N	N	N	N	N	Y	Y	NA	16
LAS ANIMAS COUNTY	COUNTY JAIL.	1	N	N	N	Y	N	N	N	N	Y	Y	NA	2
LINCOLN COUNTY	COUNTY JAIL.	1	N	N	N	Y	N	N	N	N	Y	Y	NA	-
LOGAN COUNTY	COUNTY JAIL.	1	N	N	Y	N	N	N	N	N	Y	Y	NA	1
MESA COUNTY	COUNTY JAIL.	2	N	Y	N	N	N	N	Y	N	Y	Y	NA	20
MOFFAT COUNTY	COUNTY JAIL.	1	N	N	N	Y	N	N	N	N	Y	Y	NA	4
MONTEZUMA COUNTY	COUNTY JAIL.	1	N	N	Y	N	N	N	N	N	Y	N	NA	3
MONTROSE COUNTY	COUNTY JAIL.	1	N	N	Y	N	N	N	N	N	N	Y	NA	-
MORGAN COUNTY	COUNTY JAIL.	1	N	N	Y	N	N	N	N	N	Y	Y	NA	2
MORGAN COUNTY	BRUSH CITY JAIL.	1	N	N	Y	N	N	N	N	N	Y	Y	NA	-
MORGAN COUNTY	FORT MORGAN CITY JAIL.	1	N	N	Y	N	N	N	N	N	Y	Y	NA	-
OTERO COUNTY	COUNTY JAIL.	1	N	N	Y	N	N	N	N	N	Y	Y	NA	-
PHILLIPS COUNTY	COUNTY JAIL.	1	N	N	Y	N	N	N	N	N	N	Y	NA	1
PITKIN COUNTY	COUNTY JAIL.	1	N	N	Y	N	N	N	N	N	N	Y	NA	-
PROWERS COUNTY	COUNTY JAIL.	1	N	N	Y	N	N	N	N	N	N	Y	NA	-
PUEBLO COUNTY	COUNTY JAIL.	1	N	N	Y	N	N	N	N	N	N	Y	1	30
PUEBLO COUNTY	PUEBLO CITY JAIL.	2	N	N	N	Y	N	N	N	N	N	Y	NA	-
RIO BLANCO COUNTY	COUNTY JAIL.	1	N	N	Y	N	N	N	N	N	Y	Y	NA	-

Table 4. Medical services, by county, by local jail within county—Continued

Name of county	Name of jail	Are inmates given--		The person who administers physical exam (Y=Yes, N=No)					Medical facilities available in the jail (Y=Yes, N=No)				
		medical screening ¹	physical exam ²	Doctor	Nurse	Para-med	Admitting officer	Other ³	None	Medical examining room	Infirmary		
											With-out beds	With beds	Other
COLORADO--CONTINUED													
RIO GRANDE COUNTY	COUNTY JAIL.	3	3	Y	N	N	N	N	Y	N	N	N	N
	MONTE VISTA CITY JAIL.	1	2	N	N	N	N	N	Y	N	N	N	N
ROUTT COUNTY	COUNTY JAIL.	1	2	N	N	N	N	N	Y	N	N	N	N
SAGUACHE COUNTY	COUNTY JAIL.	1	2	N	N	N	N	N	Y	N	N	N	N
SEDGWICK COUNTY	COUNTY JAIL.	1	3	Y	Y	N	N	N	Y	N	N	N	N
SUMMIT COUNTY	COUNTY JAIL.	1	3	Y	N	N	N	N	Y	N	N	N	N
TELLER COUNTY	COUNTY JAIL.	1	3	N	N	N	Y	N	Y	N	N	N	N
WASHINGTON COUNTY	COUNTY JAIL.	1	2	N	N	N	N	N	Y	N	N	N	N
WELD COUNTY	COUNTY JAIL.	1	1	N	Y	N	N	N	Y	N	Y	N	N
YUMA COUNTY	COUNTY JAIL.	1	2	N	N	N	N	N	Y	N	N	N	N
STATE TOTAL			N 43 Y 18	N 53 Y 8	N 59 Y 2	N 58 Y 3	N 59 Y 2	N 13 Y 48	N 50 Y 11	N 60 Y 1	N 56 Y 5	N 60 Y 1

See footnotes at end of table.

Table 4. Medical services, by county, by local jail within county—Continued

Name of county	Name of jail	Number of miles to the nearest medical facility (i.e., hospital, clinic)	Availability of medical personnel within the jail (Y=Yes, N=No)								Frequency of sick calls in jail ⁴	Number of inmates on medication under prescription ⁵
			Doctor(s)				Nurse(s) and/or paramedic(s)					
			Daily	Weekly	On call	Never	Daily	Weekly	On call	Never		
COLORADO--CONTINUED												
RIO GRANDE COUNTY	COUNTY JAIL.	1	N	N	Y	N	N	N	N	Y	NA	-
	MONTE VISTA CITY JAIL.	1	N	N	N	Y	N	N	N	Y	NA	-
ROUTT COUNTY	COUNTY JAIL.	1	N	N	Y	N	N	N	Y	Y	NA	2
SAGUACHE COUNTY	COUNTY JAIL.	1	N	N	Y	N	N	N	Y	N	NA	-
SEDGWICK COUNTY	COUNTY JAIL.	1	N	N	Y	N	N	N	Y	Y	NA	-
SUMMIT COUNTY	COUNTY JAIL.	1	N	N	N	Y	N	N	N	Y	NA	1
TELLER COUNTY	COUNTY JAIL.	50	N	N	N	Y	N	Y	Y	N	NA	-
WASHINGTON COUNTY	COUNTY JAIL.	1	N	N	Y	N	N	N	Y	Y	NA	-
WELD COUNTY	COUNTY JAIL.	2	N	N	Y	N	Y	N	N	N	3	5
YUMA COUNTY	COUNTY JAIL.	1	N	N	Y	N	N	N	Y	N	NA	-
STATE TOTAL		N 57 Y 4	N 58 Y 3	N 23 Y 38	N 42 Y 19	N 53 Y 8	N 56 Y 3	N 40 Y 21	N 10 Y 51		499

Table 4. Medical services, by county, by local jail within county—Continued

Name of county	Name of jail	Are inmates given--		The person who administers physical exam (Y=Yes, N=No)					Medical facilities available in the jail (Y=Yes, N=No)				
		medical screening ¹	physical exam ²	Doctor	Nurse	Para-med	Admitting officer	Other ³	None	Medical examining room	Infirmary	Other	
										With-out beds	With beds		
IDAHO (45 JAILS)													
ADA COUNTY	COUNTY JAIL.	1	3	Y	N	Y	N	Y	N	Y	N	Y	
ADAMS COUNTY	COUNTY JAIL.	1	2	N	N	N	N	N	Y	N	N	N	
BANNOCK COUNTY	COUNTY JAIL.	1	3	Y	Y	N	N	N	Y	N	N	N	
BEAR LAKE COUNTY	MONTPELIER CITY JAIL.	1	3	Y	N	N	N	N	Y	N	N	N	
BENEWAH COUNTY	COUNTY JAIL.	2	2	N	N	N	N	N	Y	N	N	N	
BINGHAM COUNTY	COUNTY JAIL.	1	2	N	N	N	N	N	Y	N	N	N	
BLAINE COUNTY	COUNTY JAIL.	1	3	Y	N	N	N	N	Y	N	N	N	
BOISE COUNTY	COUNTY JAIL.	1	2	N	N	N	N	N	Y	N	N	N	
BONNER COUNTY	COUNTY JAIL.	1	2	N	N	N	N	N	Y	N	N	N	
BONNEVILLE COUNTY	COUNTY JAIL.	1	2	N	N	N	N	N	N	Y	N	N	
BOUNDARY COUNTY	COUNTY JAIL.	1	2	N	N	N	N	N	N	Y	N	N	
BUTTE COUNTY	COUNTY JAIL.	2	2	N	N	N	N	N	Y	N	N	N	
CANYON COUNTY	COUNTY JAIL.	1	3	Y	Y	Y	Y	N	Y	N	N	N	
	NAMPA CITY JAIL.	3	3	Y	N	N	N	N	N	Y	N	N	
CARIBOU COUNTY	COUNTY JAIL.	1	3	Y	N	N	N	N	Y	N	N	N	
CASSIA COUNTY	COUNTY JAIL.	1	3	Y	N	N	N	N	Y	N	N	N	
CLARK COUNTY	COUNTY JAIL.	2	2	N	N	N	N	N	Y	N	N	N	
CLEARWATER COUNTY	COUNTY JAIL.	3	2	N	N	N	N	N	Y	N	N	N	
CUSTER COUNTY	COUNTY JAIL.	1	3	Y	N	Y	N	N	Y	N	N	N	
ELMORE COUNTY	COUNTY JAIL.	2	2	N	N	N	N	N	Y	N	N	N	
FRANKLIN COUNTY	COUNTY JAIL.	2	2	N	N	N	N	N	Y	N	N	N	
FREMONT COUNTY	COUNTY JAIL.	1	2	N	N	N	N	N	Y	N	N	N	
GEM COUNTY	COUNTY JAIL.	2	2	N	N	N	N	N	Y	N	N	N	
GOODING COUNTY	COUNTY JAIL.	1	2	N	N	N	N	N	Y	N	N	N	
IDAHO COUNTY	COUNTY JAIL.	2	2	N	N	N	N	N	Y	N	N	N	
JEFFERSON COUNTY	COUNTY JAIL.	1	2	N	N	N	N	N	Y	N	N	N	
JEROME COUNTY	COUNTY JAIL.	1	2	N	N	N	N	N	Y	N	N	N	
KOOTENAI COUNTY	COUNTY JAIL.	1	2	N	N	N	N	N	Y	N	N	N	
LATAH COUNTY	COUNTY JAIL.	1	2	N	N	N	N	N	N	N	Y	N	
LEMHI COUNTY	COUNTY JAIL.	2	2	N	N	N	N	N	Y	N	N	N	
LEWIS COUNTY	COUNTY JAIL.	2	2	N	N	N	N	N	Y	N	N	N	
LINCOLN COUNTY	COUNTY JAIL.	2	2	N	N	N	N	N	Y	N	N	N	
MADISON COUNTY	COUNTY JAIL.	1	3	Y	N	N	N	N	Y	N	N	N	
MINIDOKA COUNTY	COUNTY JAIL.	1	2	N	N	N	N	N	Y	N	N	N	
NEZ PERCE COUNTY	COUNTY JAIL.	1	2	N	N	N	N	N	Y	N	N	N	
ONEIDA COUNTY	COUNTY JAIL.	2	2	N	N	N	N	N	Y	N	N	N	
OWYHEE COUNTY	COUNTY JAIL.	1	2	N	N	N	N	N	Y	N	N	N	
PAYETTE COUNTY	COUNTY JAIL.	1	2	N	N	N	N	N	Y	N	N	N	
POWER COUNTY	COUNTY JAIL.	2	2	N	N	N	N	N	Y	N	N	N	
SHOSHONE COUNTY	COUNTY JAIL.	3	2	N	N	N	N	N	Y	N	N	N	
TETON COUNTY	COUNTY JAIL.	1	3	Y	Y	N	N	N	Y	N	N	N	
TWIN FALLS COUNTY	COUNTY JAIL.	1	2	N	N	N	N	N	Y	N	N	N	
	BUHL CITY JAIL.	1	2	N	N	N	N	N	Y	N	N	N	
VALLEY COUNTY	COUNTY JAIL.	2	2	N	N	N	N	N	Y	N	N	N	
WASHINGTON COUNTY	COUNTY JAIL.	1	2	N	N	N	N	N	Y	N	N	N	
STATE TOTAL				N 34 Y 11	N 42 Y 3	N 42 Y 3	N 44 Y 1	N 44 Y 1	N 5 Y 40	N 41 Y 4	N 45 Y 0	N 43 Y 2	N 45 Y 0

See footnotes at end of table.

Table 4. Medical services, by county, by local jail within county—Continued

Name of county	Name of jail	Number of miles to the nearest medical facility (i.e., hospital, clinic)	Availability of medical personnel within the jail (Y=Yes, N=No)								Frequency of sick calls in jail ⁴	Number of inmates on medication under prescription ⁵
			Doctor(s)				Nurse(s) and/or paramedic(s)					
			Daily	Weekly	On call	Never	Daily	Weekly	On call	Never		
IDAHO (45 JAILS)												
ADA COUNTY	COUNTY JAIL.	1	N	N	Y	N	N	Y	Y	Y	1	15
ADAMS COUNTY	COUNTY JAIL.	1	N	N	Y	N	N	Y	N	Y	NA	-
BANNOCK COUNTY	COUNTY JAIL.	1	N	N	Y	N	N	Y	Y	Y	3	20
BEAR LAKE COUNTY	MONTPELIER CITY JAIL.	1	N	N	N	Y	N	N	Y	Y	NA	-
BENEWAH COUNTY	COUNTY JAIL.	1	N	N	Y	N	N	N	N	Y	NA	-
BINGHAM COUNTY	COUNTY JAIL.	1	N	N	Y	N	N	N	N	Y	NA	-
BLAINE COUNTY	COUNTY JAIL.	1	N	N	Y	N	N	N	N	Y	NA	-
BOISE COUNTY	COUNTY JAIL.	1	N	N	Y	N	N	N	N	Y	NA	2
BONNER COUNTY	COUNTY JAIL.	45	N	N	N	Y	N	N	Y	Y	NA	-
BONNEVILLE COUNTY	COUNTY JAIL.	1	N	N	Y	N	N	N	N	Y	NA	-
BOUNDARY COUNTY	COUNTY JAIL.	2	N	N	Y	N	N	N	Y	Y	NA	11
BUTTE COUNTY	COUNTY JAIL.	4	N	N	Y	N	N	N	Y	Y	NA	-
CANYON COUNTY	COUNTY JAIL.	1	N	N	Y	N	N	N	Y	Y	NA	1
	NAMPA CITY JAIL.	2	N	Y	N	N	N	Y	N	N	3	4
CARIBOU COUNTY	COUNTY JAIL.	1	N	N	Y	N	N	N	Y	N	NA	-
CASSIA COUNTY	COUNTY JAIL.	1	N	N	N	Y	N	N	N	Y	NA	1
CLARK COUNTY	COUNTY JAIL.	1	N	N	Y	N	N	N	Y	Y	NA	2
CLEARWATER COUNTY	COUNTY JAIL.	50	N	N	N	Y	N	Y	Y	N	NA	-
CUSTER COUNTY	COUNTY JAIL.	1	N	N	N	Y	N	N	Y	Y	NA	2
ELMORE COUNTY	COUNTY JAIL.	1	N	N	Y	N	N	N	Y	N	NA	1
FRANKLIN COUNTY	COUNTY JAIL.	1	N	N	N	Y	N	N	N	Y	NA	2
FREMONT COUNTY	COUNTY JAIL.	1	N	N	N	Y	N	N	N	Y	NA	1
GEM COUNTY	COUNTY JAIL.	1	N	N	Y	N	N	N	Y	N	NA	-
GOODING COUNTY	COUNTY JAIL.	1	N	N	N	Y	N	Y	N	Y	NA	-
IDAHO COUNTY	COUNTY JAIL.	1	N	N	Y	N	N	N	Y	N	NA	-
JEFFERSON COUNTY	COUNTY JAIL.	1	N	N	Y	N	N	N	N	Y	NA	-
JEROME COUNTY	COUNTY JAIL.	1	N	N	Y	N	N	N	Y	Y	NA	-
KOOTENAI COUNTY	COUNTY JAIL.	1	N	N	Y	N	N	N	Y	Y	NA	1
LATAH COUNTY	COUNTY JAIL.	2	N	N	Y	N	N	N	N	Y	NA	3
LEMHI COUNTY	COUNTY JAIL.	1	N	N	Y	N	N	N	Y	N	NA	1
LEWIS COUNTY	COUNTY JAIL.	1	N	N	N	Y	N	N	N	Y	NA	-
LINCOLN COUNTY	COUNTY JAIL.	22	N	N	N	Y	N	N	N	Y	NA	-
MADISON COUNTY	COUNTY JAIL.	15	N	N	Y	N	N	N	N	Y	NA	-
MINIDOKA COUNTY	COUNTY JAIL.	1	N	N	N	Y	N	N	Y	Y	NA	-
NEZ PERCE COUNTY	COUNTY JAIL.	1	N	N	Y	N	N	N	Y	Y	NA	2
ONEIDA COUNTY	COUNTY JAIL.	2	N	N	N	Y	N	N	N	Y	NA	-
OWYHEE COUNTY	COUNTY JAIL.	1	N	N	N	Y	N	N	N	Y	NA	-
PAYETTE COUNTY	COUNTY JAIL.	27	N	N	N	Y	N	N	Y	N	NA	2
POWER COUNTY	COUNTY JAIL.	5	N	N	N	Y	N	N	Y	Y	NA	1
SHOSHONE COUNTY	COUNTY JAIL.	1	N	N	N	Y	N	N	N	Y	NA	-
TETON COUNTY	COUNTY JAIL.	1	N	N	Y	N	N	N	N	Y	NA	6
TWIN FALLS COUNTY	COUNTY JAIL.	1	N	N	Y	N	N	N	Y	N	NA	-
	BUHL CITY JAIL.	2	N	N	Y	N	N	N	N	Y	NA	-
VALLEY COUNTY	COUNTY JAIL.	1	N	N	Y	N	N	N	N	Y	NA	-
WASHINGTON COUNTY	COUNTY JAIL.	1	N	N	Y	N	N	N	Y	Y	NA	1
STATE TOTAL			N 45 Y 0	N 44 Y 1	N 16 Y 29	N 30 Y 15	N 45 Y 0	N 40 Y 5	N 22 Y 23	N 9 Y 36		79

Table 4. Medical services, by county, by local jail within county—Continued

Name of county	Name of jail	Are inmates given--		The person who administers physical exam (Y=Yes, N=No)					Medical facilities available in the jail (Y=Yes, N=No)				
		medical screening ¹	physical exam ²	Doctor	Nurse	Para-med	Admitting officer	Other ³	None	Medical examin-ing room	Infirmary		
											With-out beds	With beds	Other
MONTANA (58 JAILS)													
BEAVERHEAD COUNTY	COUNTY JAIL.	1	2	N	N	N	N	N	Y	N	N	N	N
BIG HORN COUNTY	COUNTY JAIL.	2	2	N	N	N	N	N	Y	N	N	N	N
BLAINE COUNTY	COUNTY JAIL.	1	3	Y	N	N	N	N	N	Y	N	N	N
	HARLEM CITY JAIL.	3	2	N	N	N	N	N	Y	N	N	N	N
BROADWATER COUNTY	COUNTY JAIL.	1	2	N	N	N	N	N	Y	N	N	N	N
CARBON COUNTY	COUNTY JAIL.	1	3	Y	N	N	N	N	Y	N	N	N	N
CASCADE COUNTY	COUNTY JAIL.	3	2	N	N	N	N	N	Y	N	N	N	N
	GREAT FALLS CITY JAIL.	1	3	Y	N	N	N	N	Y	N	N	N	N
CHOUTEAU COUNTY	COUNTY JAIL.	1	3	Y	N	N	N	N	Y	N	N	N	N
CUSTER COUNTY	COUNTY JAIL.	3	3	N	Y	N	N	N	Y	N	N	N	N
DANIELS COUNTY	COUNTY JAIL.	1	3	Y	N	N	N	N	Y	N	N	N	N
DAWSON COUNTY	COUNTY JAIL.	1	2	N	N	N	N	N	Y	N	N	N	N
DEER LODGE COUNTY	COUNTY JAIL.	1	2	N	N	N	N	N	Y	N	N	N	N
FALLON COUNTY	COUNTY JAIL.	1	2	N	N	N	N	N	Y	N	N	N	N
FERGUS COUNTY	COUNTY JAIL.	1	3	Y	N	N	N	N	Y	N	N	N	N
FLATHEAD COUNTY	COUNTY JAIL.	1	3	Y	N	N	N	N	Y	N	N	N	N
GALLATIN COUNTY	COUNTY JAIL.	1	3	Y	N	N	N	N	Y	N	N	N	N
	BOZEMAN CITY JAIL.	3	2	N	N	N	N	N	Y	N	N	N	N
GARFIELD COUNTY	COUNTY JAIL.	2	2	N	N	N	N	N	Y	N	N	N	N
GLACIER COUNTY	COUNTY JAIL.	1	3	Y	N	N	N	N	Y	N	N	N	N
	CUT BANK CITY JAIL.	1	3	Y	N	N	N	N	Y	N	N	N	N
GRANITE COUNTY	COUNTY JAIL.	2	3	Y	N	N	N	N	Y	N	N	N	N
HILL COUNTY	COUNTY JAIL.	1	2	N	N	N	N	N	Y	N	N	N	N
	HAVRE CITY JAIL.	3	3	N	N	N	N	Y	N	N	N	N	N
JUDITH BASIN COUNTY	COUNTY JAIL.	1	2	N	N	N	N	N	Y	N	N	N	N
LAKE COUNTY	COUNTY JAIL.	1	3	Y	N	N	N	N	Y	N	N	N	N
LEWIS AND CLARK COUNTY	COUNTY JAIL.	1	2	N	N	N	N	N	Y	N	N	N	N
	HELENA CITY JAIL.	1	2	N	N	N	N	N	Y	N	N	N	N
LIBERTY COUNTY	COUNTY JAIL.	1	3	Y	N	N	N	N	Y	N	N	N	N
LINCOLN COUNTY	COUNTY JAIL.	2	2	N	N	N	N	N	Y	N	N	N	N
	LIBBY CITY JAIL.	2	2	N	N	N	N	N	Y	N	N	N	N
MADISON COUNTY	COUNTY JAIL.	1	2	N	N	N	N	N	Y	N	N	N	N
MEAGHER COUNTY	COUNTY JAIL.	2	2	N	N	N	N	N	Y	N	N	N	N
MINERAL COUNTY	COUNTY JAIL.	1	3	Y	N	N	N	N	Y	N	N	N	N
MISSOULA COUNTY	COUNTY JAIL.	1	3	Y	N	N	N	N	Y	N	N	N	N
MUSSELSHELL COUNTY	COUNTY JAIL.	1	2	N	N	N	N	N	Y	N	N	N	N
PARK COUNTY	COUNTY JAIL.	1	2	N	N	N	N	N	Y	N	N	N	N
PHILLIPS COUNTY	COUNTY JAIL.	1	2	N	N	N	N	N	Y	N	N	N	N
PONDERA COUNTY	COUNTY JAIL.	1	3	Y	N	N	N	N	Y	N	N	N	N
POWDER RIVER COUNTY	COUNTY JAIL.	3	2	N	N	N	N	N	Y	N	N	N	N
POWELL COUNTY	COUNTY JAIL.	1	2	N	N	N	N	N	Y	N	N	N	N
PRAIRIE COUNTY	COUNTY JAIL.	3	3	Y	N	N	N	N	Y	N	N	N	N
RAVALLI COUNTY	COUNTY JAIL.	1	3	Y	N	N	N	N	Y	N	N	N	N
RICHLAND COUNTY	COUNTY JAIL.	2	2	N	N	N	N	N	Y	N	N	N	N
ROOSEVELT COUNTY	COUNTY JAIL.	1	2	N	N	N	N	N	Y	N	N	N	N
ROSEBUD COUNTY	COUNTY JAIL.	1	2	N	N	N	N	N	Y	N	N	N	N
SANDERS COUNTY	COUNTY JAIL.	1	3	Y	N	N	N	N	Y	N	N	N	N
SHERIDAN COUNTY	COUNTY JAIL.	1	2	N	N	N	N	N	Y	N	N	N	N
SILVER BOW COUNTY	COUNTY JAIL.	1	2	N	N	N	N	N	Y	N	N	N	N
STILLWATER COUNTY	COUNTY JAIL.	1	2	N	N	N	N	N	Y	N	N	N	N
TETON COUNTY	COUNTY JAIL.	1	2	N	N	N	N	N	Y	N	N	N	N

See footnotes at end of table.

Table 4. Medical services, by county, by local jail within county—Continued

Name of county	Name of jail	Number of miles to the nearest medical facility (i.e., hospital, clinic)	Availability of medical personnel within the jail (Y=Yes, N=No)								Frequency of sick calls in jail ⁴	Number of inmates on medication under prescription ⁵
			Doctor(s)				Nurse(s) and/or paramedic(s)					
			Daily	Weekly	On call	Never	Daily	Weekly	On call	Never		
MONTANA (58 JAILS)												
BEAVERHEAD COUNTY	COUNTY JAIL.	1	N	N	N	Y	N	N	N	Y	NA	-
BIG HORN COUNTY	COUNTY JAIL.	1	N	N	Y	N	N	N	N	Y	NA	-
BLAINE COUNTY	COUNTY JAIL.	1	N	N	Y	N	N	N	N	Y	NA	1
	HARLEM CITY JAIL.	2	N	N	N	Y	N	N	N	Y	NA	-
BROADWATER COUNTY	COUNTY JAIL.	1	N	N	N	Y	N	N	N	Y	NA	-
CARBON COUNTY	COUNTY JAIL.	1	N	N	Y	N	N	N	N	Y	NA	-
CASCADE COUNTY	COUNTY JAIL.	2	N	N	Y	N	N	N	N	Y	NA	12
	GREAT FALLS CITY JAIL.	1	N	N	N	Y	N	N	N	Y	NA	-
CHOUTEAU COUNTY	COUNTY JAIL.	1	N	N	Y	N	N	N	N	Y	NA	-
CUSTER COUNTY	COUNTY JAIL.	1	N	N	Y	N	Y	N	N	Y	NA	1
DANIELS COUNTY	COUNTY JAIL.	1	N	N	Y	N	N	N	N	Y	NA	-
DAWSON COUNTY	COUNTY JAIL.	1	N	N	Y	N	N	N	Y	Y	NA	-
DEER LODGE COUNTY	COUNTY JAIL.	1	N	N	N	Y	N	N	N	Y	NA	2
FALLON COUNTY	COUNTY JAIL.	1	N	N	Y	N	N	N	N	Y	NA	-
FERGUS COUNTY	COUNTY JAIL.	1	N	N	Y	N	N	N	N	Y	NA	-
FLATHEAD COUNTY	COUNTY JAIL.	1	N	N	Y	N	N	N	Y	Y	NA	-
GALLATIN COUNTY	COUNTY JAIL.	1	N	N	Y	N	N	N	N	Y	NA	3
	BOZEMAN CITY JAIL.	1	N	N	Y	N	N	N	N	Y	NA	-
GARFIELD COUNTY	COUNTY JAIL.	1	N	N	Y	N	N	N	N	Y	NA	-
GLACIER COUNTY	COUNTY JAIL.	1	N	N	N	Y	N	N	N	Y	NA	-
	CUT BANK CITY JAIL.	1	N	N	N	Y	N	N	N	Y	NA	-
GRANITE COUNTY	COUNTY JAIL.	1	N	N	Y	N	N	N	N	Y	NA	-
HILL COUNTY	COUNTY JAIL.	2	N	N	Y	N	N	N	Y	Y	NA	-
	HAVRE CITY JAIL.	2	N	N	N	Y	N	N	Y	Y	NA	-
JUDITH BASIN COUNTY	COUNTY JAIL.	45	N	N	Y	N	N	N	Y	Y	NA	-
LAKE COUNTY	COUNTY JAIL.	1	N	N	Y	N	N	N	N	Y	NA	1
LEWIS AND CLARK COUNTY	COUNTY JAIL.	3	N	N	Y	N	N	N	Y	Y	NA	2
	HELENA CITY JAIL.	2	N	N	N	Y	N	N	N	Y	NA	-
LIBERTY COUNTY	COUNTY JAIL.	3	N	N	N	Y	N	N	N	Y	NA	-
LINCOLN COUNTY	COUNTY JAIL.	1	N	N	Y	N	N	N	N	Y	NA	-
	LIBBY CITY JAIL.	1	N	N	Y	N	N	N	N	Y	NA	-
MADISON COUNTY	COUNTY JAIL.	14	N	N	Y	N	N	N	N	Y	NA	-
MEAGHER COUNTY	COUNTY JAIL.	1	N	N	N	Y	N	N	N	Y	NA	-
MINERAL COUNTY	COUNTY JAIL.	1	N	N	Y	N	N	N	Y	N	NA	2
MISSOULA COUNTY	COUNTY JAIL.	2	N	Y	Y	N	N	N	Y	Y	NA	6
MUSSELSHELL COUNTY	COUNTY JAIL.	1	N	N	N	Y	N	N	Y	Y	NA	-
PARK COUNTY	COUNTY JAIL.	1	N	N	N	Y	N	N	N	Y	NA	-
PHILLIPS COUNTY	COUNTY JAIL.	1	N	N	Y	N	N	N	N	Y	NA	-
PONDERA COUNTY	COUNTY JAIL.	1	N	N	Y	N	N	N	Y	N	NA	-
POWDER RIVER COUNTY	COUNTY JAIL.	1	N	N	Y	N	N	N	N	Y	NA	-
POWELL COUNTY	COUNTY JAIL.	1	N	N	N	Y	N	N	Y	Y	NA	-
PRAIRIE COUNTY	COUNTY JAIL.	1	N	N	Y	N	N	N	N	Y	NA	-
RAVALLI COUNTY	COUNTY JAIL.	1	N	N	Y	N	N	N	Y	N	NA	-
RICHLAND COUNTY	COUNTY JAIL.	1	N	N	N	Y	N	N	N	Y	NA	-
ROOSEVELT COUNTY	COUNTY JAIL.	2	N	N	Y	N	N	N	Y	Y	NA	-
ROSEBUD COUNTY	COUNTY JAIL.	1	N	N	Y	N	N	N	N	Y	NA	-
SANDERS COUNTY	COUNTY JAIL.	23	N	N	Y	N	N	N	N	Y	NA	-
SHERIDAN COUNTY	COUNTY JAIL.	3	N	N	Y	N	N	N	N	Y	NA	-
SILVER BOW COUNTY	COUNTY JAIL.	3	N	N	Y	N	N	N	N	Y	NA	4
STILLWATER COUNTY	COUNTY JAIL.	1	N	N	Y	N	N	N	N	Y	NA	-
TETON COUNTY	COUNTY JAIL.	1	N	N	Y	N	N	N	Y	Y	NA	-

Table 4. Medical services, by county, by local jail within county—Continued

Name of county	Name of jail	Are inmates given--		The person who administers physical exam (Y=Yes, N=No)					Medical facilities available in the jail (Y=Yes, N=No)				
		medical screening ¹	physical exam ²	Doctor	Nurse	Para-med	Admitting officer	Other ³	None	Medical examining room	Infirmary		Other
										With-out beds	With beds		
MONTANA--CONTINUED													
TOOLE COUNTY	COUNTY JAIL.	1	3	Y	N	N	N	N	Y	N	N	N	
TREASURE COUNTY	COUNTY JAIL.	1	2	N	N	N	N	N	Y	N	N	N	
VALLEY COUNTY	COUNTY JAIL.	3	2	N	N	N	N	N	Y	N	N	N	
WHEATLAND COUNTY	COUNTY JAIL.	3	3	NA	NA	NA	NA	NA	Y	N	N	N	
WIBAUX COUNTY	COUNTY JAIL.	2	2	N	N	N	N	N	Y	N	N	N	
YELLOWSTONE COUNTY	COUNTY JAIL.	1	2	N	N	N	N	N	Y	N	N	N	
	BILLINGS CITY JAIL	2	2	N	N	N	N	N	Y	N	N	N	
STATE TOTAL			N 36 Y 21	N 56 Y 1	N 57 Y 0	N 56 Y 1	N 57 Y 0	N 1 Y 57	N 57 Y 1	N 58 Y 0	N 58 Y 0	

See footnotes at end of table.

Table 4. Medical services, by county, by local jail within county—Continued

Name of county	Name of jail	Number of miles to the nearest medical facility (i.e., hospital, clinic)	Availability of medical personnel within the jail (Y=Yes, N=No)								Frequency of sick calls in jail ⁴	Number of inmates on medication under prescription ⁵
			Doctor(s)				Nurse(s) and/or paramedic(s)					
			Daily	Weekl	On call	Never	Daily	Weekly	On call	Never		
MONTANA--CONTINUED												
TOOLE COUNTY	COUNTY JAIL.	1	N	N	Y	N	N	N	N	Y	NA	-
TREASURE COUNTY	COUNTY JAIL.	27	N	N	N	Y	N	N	Y	Y	NA	-
VALLEY COUNTY	COUNTY JAIL.	1	N	N	Y	N	N	N	Y	N	NA	2
WHEATLAND COUNTY	COUNTY JAIL.	2	N	N	N	Y	N	N	N	Y	NA	-
WIBAUX COUNTY	COUNTY JAIL.	1	N	N	N	Y	N	N	N	Y	NA	-
YELLOWSTONE COUNTY	COUNTY JAIL.	1	Y	N	N	N	Y	N	N	N	2	25
	BILLINGS CITY JAIL	15	N	N	N	Y	N	N	N	Y	NA	-
STATE TOTAL		N 57 Y 1	N 57 Y 1	N 20 Y 38	N 39 Y 19	N 57 Y 1	N 57 Y 1	N 37 Y 21	N 7 Y 51		61

Table 4. Medical services, by county, by local jail within county—Continued

Name of county	Name of jail	Are inmates given--		The person who administers physical exam (Y=Yes, N=No)					Medical facilities available in the jail (Y=Yes, N=No)				
		medical screening ¹	physical exam ²	Doctor	Nurse	Para-med	Admitting officer	Other ³	None	Medical examining room	Infirmary	Other	
NEVADA (22 JAILS)													
CHURCHILL COUNTY	COUNTY JAIL	1	3	Y	N	N	N	N	Y	N	N	N	
	FALLON CITY JAIL	2	2	N	N	N	N	N	Y	N	N	N	
CLARK COUNTY	COUNTY JAIL	1	2	N	N	N	N	N	N	Y	N	N	
	COUNTY JAIL ANNEX.	1	2	N	N	N	N	N	N	N	N	N	
	COUNTY REHABILITATION FARM	1	2	N	N	N	N	N	N	N	N	N	
	HENDERSON CITY JAIL	1	2	N	N	N	N	N	Y	N	N	N	
	LAS VEGAS CITY JAIL	1	2	N	N	N	N	N	Y	N	N	N	
DOUGLAS COUNTY	COUNTY JAIL	3	3	N	N	Y	N	N	Y	N	N	N	
ELKO COUNTY	COUNTY JAIL	3	2	N	N	N	N	N	Y	N	N	N	
EUREKA COUNTY	COUNTY JAIL	1	3	Y	N	N	N	N	Y	N	N	N	
HUMBOLDT COUNTY	COUNTY JAIL	1	3	Y	N	N	N	N	Y	N	N	N	
LANDER COUNTY	AUSTIN JAIL	2	2	N	N	N	N	N	Y	N	N	N	
LYON COUNTY	COUNTY JAIL	1	2	N	N	N	N	N	Y	N	N	N	
MINERAL COUNTY	HAWTHORNE TOWN JAIL	3	2	N	N	N	N	N	Y	N	N	N	
NYE COUNTY	COUNTY JAIL (TONOPAH)	1	3	Y	N	Y	Y	N	Y	N	N	N	
	COUNTY JAIL (BEATTY)	1	3	Y	N	Y	Y	N	Y	N	N	N	
ORMSBY COUNTY	CARSON CITY JAIL	1	3	Y	N	N	N	N	Y	N	N	N	
PERSHING COUNTY	COUNTY JAIL	1	2	N	N	N	N	N	Y	N	N	N	
WASHOE COUNTY	COUNTY JAIL	1	2	N	N	N	N	N	Y	Y	N	N	
	RENO CITY JAIL	3	3	Y	N	N	Y	N	Y	N	N	N	
	SPARKS CITY JAIL	1	2	N	N	N	N	N	N	N	Y	N	
WHITE PINE COUNTY	COUNTY JAIL	2	2	N	N	N	N	N	Y	N	N	N	
STATE TOTAL			N 15 Y 7	N 22 Y 0	N 19 Y 3	N 19 Y 3	N 22 Y 0	N 7 Y 13	N 18 Y 4	N 21 Y 1	N 21 Y 1	N 22 Y 0

See footnotes at end of table.

Table 4. Medical services, by county, by local jail within county—Continued

Name of county	Name of jail	Number of miles to the nearest medical facility (i.e., hospital, clinic)	Avail. ability of medical personnel within the jail (Y=Yes, N=No)								Frequency of sick calls in jail ⁴	Number of inmates on medication under prescription ⁵		
			Doctor(s)				Nurse(s) and/or paramedic(s)							
			Daily	Weekly	On call	Never	Daily	Weekly	On call	Never				
NEVADA (22 JAILS)														
CHURCHILL COUNTY	COUNTY JAIL	1	N	N	Y	Y	N	N	N	N	Y	Y	NA	-
	FALLON CITY JAIL	1	N	N	Y	Y	N	N	N	N	Y	Y	NA	-
CLARK COUNTY	COUNTY JAIL	4	Y	N	N	N	Y	N	Y	N	N	Y	3	174
	COUNTY JAIL ANNEX.	3	N	N	N	N	Y	N	N	Y	N	Y	1	-
	COUNTY REHABILITATION FARM	8	N	N	N	N	Y	N	N	N	N	Y	NA	9
	HENDERSON CITY JAIL	1	N	N	N	N	Y	N	N	N	N	Y	NA	1
	LAS VEGAS CITY JAIL	1	N	N	N	N	Y	N	N	N	N	Y	NA	-
DOUGLAS COUNTY	COUNTY JAIL	2	N	N	N	Y	Y	N	Y	N	N	Y	NA	-
ELKO COUNTY	COUNTY JAIL	2	N	N	N	Y	N	N	N	N	N	Y	NA	2
EUREKA COUNTY	COUNTY JAIL	1	N	N	Y	N	N	N	N	N	N	Y	NA	-
HUMBOLDT COUNTY	COUNTY JAIL	1	N	N	Y	N	N	N	N	N	N	Y	NA	2
LANDER COUNTY	AUSTIN JAIL	1	N	N	Y	N	N	N	N	N	Y	N	NA	-
LYON COUNTY	COUNTY JAIL	1	N	N	Y	N	N	N	N	N	Y	N	NA	-
MINERAL COUNTY	HAWTHORNE TOWN JAIL	1	N	N	N	Y	N	N	N	N	Y	N	NA	1
NYE COUNTY	COUNTY JAIL (TONOPAH)	1	N	N	Y	N	Y	N	Y	N	N	Y	NA	3
	COUNTY JAIL (BEATTY)	96	N	N	Y	N	N	N	N	N	Y	Y	NA	-
ORMSBY COUNTY	CARSON CITY JAIL	1	N	N	N	Y	N	N	N	N	N	Y	NA	3
PERSHING COUNTY	COUNTY JAIL	1	N	N	Y	N	N	N	N	N	Y	Y	NA	2
WASHOE COUNTY	COUNTY JAIL	1	N	Y	Y	N	N	N	N	N	N	Y	1	75
	RENO CITY JAIL	1	N	Y	N	N	N	N	N	N	N	Y	NA	20
	SPARKS CITY JAIL	3	N	N	Y	N	N	N	N	N	Y	Y	NA	1
WHITE PINE COUNTY	COUNTY JAIL	1	N	N	N	Y	N	N	N	N	N	Y	NA	-
STATE TOTAL		N 21 Y 1	N 26 Y 2	N 12 Y 10	N 12 Y 10	N 19 Y 3	N 19 Y 3	N 16 Y 6	N 1 Y 21			293	

Table 4. Medical services, by county, by local jail within county—Continued

Name of county	Name of jail	Are inmates given--		The person who administers physical exam (Y=Yes, N=No)					Medical facilities available in the jail (Y=Yes, N=No)						
		medical screening ¹	physical exam ¹	Doctor	Nurse	Para-med	Admitting officer	Other ¹	None	Medical examining room	Infirmary		Other		
											With-out beds	With beds			
NEW MEXICO (38 JAILS)															
BERNALILLO COUNTY	COUNTY JAIL.	1	2	N	N	N	N	N	N	Y	N	N	N		
	MONTESA PARK DETENTION CTR.	1	2	N	N	N	N	N	N	Y	N	N	N		
CATRON COUNTY	COUNTY JAIL.	1	2	N	N	N	N	N	N	Y	N	N	N		
CHAVES COUNTY	COUNTY JAIL.	2	2	N	N	N	N	N	Y	N	N	N	N		
COLFAX COUNTY	COUNTY JAIL.	1	2	N	N	N	N	N	Y	N	N	N	N		
CURRY COUNTY	COUNTY JAIL.	1	2	N	N	N	N	N	Y	N	N	N	N		
	CLOVIS CITY JAIL.	1	2	N	N	N	N	N	Y	N	N	N	N		
DE BACA COUNTY	COUNTY JAIL.	2	2	N	N	N	N	N	Y	N	N	N	N		
DONA ANA COUNTY	COUNTY JAIL.	1	2	N	N	N	N	N	Y	N	N	N	N		
EDDY COUNTY	COUNTY JAIL.	3	3	Y	N	N	Y	N	Y	N	N	N	N		
	ARTESIA CITY JAIL.	1	2	N	N	N	N	N	Y	N	N	N	N		
GRANT COUNTY	COUNTY JAIL.	1	2	N	N	N	N	N	Y	N	N	N	N		
GUADALUPE COUNTY	COUNTY JAIL.	3	2	N	N	N	N	N	Y	N	N	N	N		
HIDALGO COUNTY	COUNTY JAIL.	1	2	N	N	N	N	N	Y	N	N	N	N		
LEA COUNTY	COUNTY JAIL.	1	2	N	N	N	N	N	Y	N	N	N	N		
	EUNICE CITY JAIL.	1	2	N	N	N	N	N	Y	N	N	N	N		
	HOBBS CITY JAIL.	2	2	N	N	N	N	N	Y	N	N	N	N		
LINCOLN COUNTY	COUNTY JAIL.	1	2	N	N	N	N	N	Y	N	N	N	N		
LOS ALAMOS COUNTY	COUNTY JAIL.	1	2	N	N	N	N	N	Y	N	N	N	N		
MCKINLEY COUNTY	GALLUP CITY JAIL.	2	2	N	N	N	N	N	Y	N	N	N	N		
MORA COUNTY	COUNTY JAIL.	2	2	N	N	N	N	N	Y	N	N	N	N		
OTERO COUNTY	COUNTY JAIL.	1	2	N	N	N	N	N	Y	N	N	N	N		
	TULAROSA CITY JAIL.	1	2	N	N	N	N	N	Y	N	N	N	N		
QUAY COUNTY	COUNTY JAIL.	3	2	N	N	N	N	N	Y	N	N	N	N		
RIO ARRIBA COUNTY	COUNTY JAIL.	2	2	N	N	N	N	N	Y	N	N	N	N		
ROOSEVELT COUNTY	COUNTY JAIL.	1	3	N	N	N	N	Y	Y	N	N	N	N		
SANDOVAL COUNTY	COUNTY JAIL.	1	2	N	N	N	N	N	Y	N	N	N	N		
SAN JUAN COUNTY	COUNTY JAIL.	1	2	N	N	N	N	N	Y	N	N	N	N		
	FARMINGTON CITY JAIL.	1	2	N	N	N	N	N	Y	N	N	N	N		
SAN MIGUEL COUNTY	COUNTY JAIL.	2	2	N	N	N	N	N	Y	N	N	N	N		
SANTA FE COUNTY	SANTA FE CITY JAIL.	1	3	Y	N	N	N	N	Y	N	N	N	N		
SIERRA COUNTY	COUNTY JAIL.	1	3	Y	N	N	N	N	Y	N	N	N	N		
SOCORRO COUNTY	COUNTY JAIL.	1	2	N	N	N	N	N	Y	N	N	N	N		
TAOS COUNTY	COUNTY JAIL.	3	3	Y	N	N	N	N	Y	N	N	N	N		
TORRANCE COUNTY	COUNTY JAIL.	1	2	N	N	N	N	N	Y	N	N	N	N		
UNION COUNTY	CLAYTON CITY JAIL.	1	3	Y	N	Y	Y	N	Y	N	N	N	N		
VALENCIA COUNTY	COUNTY JAIL.	1	2	N	N	N	N	N	Y	N	N	N	N		
	GRANTS CITY JAIL.	1	2	N	N	N	N	N	Y	N	N	N	N		
STATE TOTAL				N 33 Y 5	N 38 Y 0	N 37 Y 1	N 36 Y 2	N 37 Y 1	N 5 Y 33	N 33 Y 5	N 38 Y 0	N 38 Y 0	N 38 Y 0		

See footnotes at end of table.

Table 4. Medical services, by county, by local jail within county—Continued

Name of county	Name of jail	Number of miles to the nearest medical facility (i.e., hospital, clinic)	Availability of medical personnel within the jail (Y=Yes, N=No)								Frequency of sick calls in jail ²	Number of inmates on medication under prescription ³		
			Doctor(s)				Nurse(s) and/or paramedic(s)							
			Daily	Weekly	On call	Never	Daily	Weekly	On call	Never				
NEW MEXICO (38 JAILS)														
BERNALILLO COUNTY	COUNTY JAIL.	7	N	N	Y	N	Y	N	Y	N	Y	N	3	42
	MONTESA PARK DETENTION CTR.	20	N	N	Y	N	Y	N	Y	N	Y	N	3	25
CATRON COUNTY	COUNTY JAIL.	5	N	N	Y	N	N	N	Y	Y	Y	Y	NA	1
CHAVES COUNTY	COUNTY JAIL.	2	N	N	Y	N	N	N	Y	Y	Y	Y	NA	3
COLFAX COUNTY	COUNTY JAIL.	3	N	N	Y	N	N	N	Y	N	Y	N	NA	-
CURRY COUNTY	COUNTY JAIL.	1	N	N	N	Y	N	N	N	N	Y	Y	NA	2
	CLOVIS CITY JAIL.	2	N	N	N	Y	N	N	N	N	N	Y	NA	1
DE BACA COUNTY	COUNTY JAIL.	1	N	N	Y	N	N	N	N	N	Y	Y	NA	-
DONA ANA COUNTY	COUNTY JAIL.	2	N	N	Y	N	N	Y	N	Y	Y	Y	3	6
EDDY COUNTY	COUNTY JAIL.	3	N	N	Y	N	Y	N	N	N	Y	Y	NA	4
	ARTESIA CITY JAIL.	1	N	N	Y	N	N	N	N	N	Y	Y	NA	1
GRANT COUNTY	COUNTY JAIL.	1	N	N	N	Y	N	N	N	N	Y	Y	NA	-
GUADALUPE COUNTY	COUNTY JAIL.	2	N	N	N	Y	N	N	N	N	Y	Y	NA	1
HIDALGO COUNTY	COUNTY JAIL.	1	N	N	Y	N	N	N	Y	Y	Y	Y	NA	-
LEA COUNTY	COUNTY JAIL.	20	N	N	Y	N	N	N	Y	N	Y	Y	NA	5
	EUNICE CITY JAIL.	8	N	N	Y	N	N	N	N	N	Y	Y	NA	-
	HOBBS CITY JAIL.	5	N	N	Y	N	N	N	Y	N	Y	Y	NA	-
LINCOLN COUNTY	COUNTY JAIL.	1	N	N	Y	N	N	N	Y	N	Y	Y	NA	-
LOS ALAMOS COUNTY	COUNTY JAIL.	1	N	N	Y	N	N	N	Y	Y	Y	Y	NA	1
MCKINLEY COUNTY	GALLUP CITY JAIL.	1	N	N	Y	N	N	N	Y	N	Y	N	3	6
MORA COUNTY	COUNTY JAIL.	4	N	N	N	Y	N	N	N	N	Y	Y	NA	-
OTERO COUNTY	COUNTY JAIL.	1	N	Y	Y	N	N	N	N	N	Y	Y	NA	-
	TULAROSA CITY JAIL.	12	N	N	Y	N	N	N	N	N	N	Y	NA	-
QUAY COUNTY	COUNTY JAIL.	1	N	N	N	Y	N	N	N	N	Y	Y	NA	-
RIO ARRIBA COUNTY	COUNTY JAIL.	1	N	N	N	Y	N	N	N	N	Y	Y	NA	-
ROOSEVELT COUNTY	COUNTY JAIL.	5	N	N	Y	N	N	Y	N	Y	Y	Y	NA	3
SANDOVAL COUNTY	COUNTY JAIL.	20	N	N	N	Y	N	N	N	N	Y	Y	NA	1
SAN JUAN COUNTY	COUNTY JAIL.	20	N	N	N	Y	N	N	N	N	Y	Y	NA	10
	FARMINGTON CITY JAIL.	1	Y	N	Y	N	N	Y	N	Y	Y	Y	NA	2
SAN MIGUEL COUNTY	COUNTY JAIL.	1	N	N	N	Y	N	N	N	N	Y	Y	NA	-
SANTA FE COUNTY	SANTA FE CITY JAIL.	3	N	Y	Y	N	N	N	N	N	Y	Y	NA	-
SIERRA COUNTY	COUNTY JAIL.	1	N	N	Y	N	N	N	N	Y	Y	Y	NA	1
SOCORRO COUNTY	COUNTY JAIL.	1	N	N	Y	N	N	N	Y	Y	Y	Y	NA	-
TAOS COUNTY	COUNTY JAIL.	2	N	N	Y	N	N	N	N	Y	Y	Y	NA	2
TORRANCE COUNTY	COUNTY JAIL.	1	N	N	Y	N	N	N	N	N	Y	Y	NA	-
UNION COUNTY	CLAYTON CITY JAIL.	1	N	N	Y	N	N	N	Y	N	Y	N	NA	-
VALENCIA COUNTY	COUNTY JAIL.	11	N	N	N	Y	N	N	N	N	Y	Y	NA	5
	GRANTS CITY JAIL.	1	N	N	N	Y	N	N	N	N	Y	Y	NA	-
STATE TOTAL			N 37 Y 1	N 36 Y 2	N 12 Y 26	N 26 Y 12	N 35 Y 3	N 35 Y 3	N 25 Y 13	N 5 Y 33			122	

Table 4. Medical services, by county, by local jail within county—Continued

Name of county	Name of jail	Are inmates given--		The person who administers physical exam (Y=Yes, N=No)					Medical facilities available in the jail (Y=Yes, N=No)						
		medical screening ¹	physical exam ²	Doctor	Nurse	Para-med	Admitting officer	Other ³	None	Medical exam-in- ing room	Infirmary		Other		
											With- out beds	With beds			
OREGON (48 JAILS)															
BAKER COUNTY	COUNTY JAIL.	1	2	N	N	N	N	N	Y	N	N	N	N		
BENTON COUNTY	COUNTY JAIL.	1	2	N	N	N	N	N	N	Y	N	N	N		
CLACKAMAS COUNTY	COUNTY JAIL.	1	2	N	N	N	N	N	N	Y	N	N	N		
CLATSOP COUNTY	COUNTY JAIL.	1	3	Y	Y	N	N	N	Y	N	N	N	N		
	SEASIDE CITY JAIL.	2	2	N	N	N	N	N	Y	N	N	N	N		
COLUMBIA COUNTY	COUNTY JAIL.	1	2	N	N	N	N	N	N	N	N	N	Y		
COOS COUNTY	COUNTY JAIL.	1	2	N	N	N	N	N	N	N	N	N	N		
	COUNTY HOLDING FACILITY.	1	2	N	N	N	N	N	Y	N	N	N	N		
	BANOCN CITY JAIL.	1	2	N	N	N	N	N	Y	N	N	N	N		
CROOK COUNTY	PRINEVILLE CITY JAIL.	2	2	N	N	N	N	N	Y	N	N	N	N		
CURRY COUNTY	COUNTY JAIL.	1	2	N	N	N	N	N	Y	N	N	N	N		
	BROOKINGS CITY JAIL.	1	2	N	N	N	N	N	Y	N	N	N	N		
DESCHUTES COUNTY	COUNTY JAIL.	1	2	N	N	N	N	N	Y	N	N	N	N		
	BEND CITY JAIL.	1	2	N	N	N	N	N	Y	N	N	N	N		
DOUGLAS COUNTY	COUNTY JAIL.	1	3	N	Y	N	N	N	Y	N	N	Y	N		
	REEDSPORT CITY JAIL.	1	2	N	N	N	N	N	Y	N	N	N	N		
	ROSEBURG CITY JAIL.	1	2	N	N	N	N	N	Y	N	N	N	N		
GRANT COUNTY	COUNTY JAIL.	1	2	N	N	N	N	N	Y	N	N	N	N		
HARNEY COUNTY	COUNTY JAIL.	1	2	N	N	N	N	N	Y	N	N	N	N		
HOOD RIVER COUNTY	COUNTY JAIL.	1	2	N	N	N	N	N	Y	N	N	N	N		
JACKSON COUNTY	COUNTY JAIL.	2	2	N	N	N	N	N	Y	N	N	N	N		
JEFFERSON COUNTY	COUNTY JAIL.	1	2	N	N	N	N	N	Y	N	N	N	N		
JOSEPHINE COUNTY	COUNTY JAIL.	1	1	Y	Y	N	N	N	Y	N	Y	Y	N		
KLAMATH COUNTY	COUNTY JAIL.	1	3	Y	N	N	N	N	Y	N	N	N	N		
LAKE COUNTY	COUNTY JAIL.	3	2	N	N	N	N	N	Y	N	N	N	N		
LANE COUNTY	COUNTY JAIL.	1	3	Y	Y	N	N	N	Y	N	Y	N	N		
	COTTAGE GROVE CITY JAIL.	1	2	N	N	N	N	N	Y	N	N	N	N		
	OAKRIDGE CITY JAIL.	2	3	Y	N	N	N	N	Y	N	N	N	N		
	SPRINGFIELD CITY JAIL.	1	2	Y	N	N	N	N	Y	N	N	N	N		
LINCOLN COUNTY	COUNTY JAIL.	1	2	N	N	N	N	N	Y	N	N	N	N		
LINN COUNTY	COUNTY JAIL.	1	3	N	Y	N	N	N	Y	N	N	N	N		
	ALBANY CITY JAIL.	1	2	N	N	N	N	N	Y	N	N	N	N		
	LEBANON CITY JAIL.	3	2	N	N	N	N	N	Y	N	N	N	N		
MALHEUR COUNTY	COUNTY JAIL.	1	2	N	N	N	N	N	N	Y	N	N	N		
MARION COUNTY	COUNTY JAIL.	1	3	N	Y	N	N	N	N	Y	Y	N	N		
	SALEM CITY JAIL.	3	2	N	N	N	N	N	Y	N	N	N	N		
MULTNOMAH COUNTY	COUNTY CORRECTIONAL INST.	2	2	N	N	N	N	N	Y	N	N	N	N		
	ROCKY BUTTE JAIL.	1	3	N	Y	N	N	N	Y	N	Y	N	N		
	CLAIRE ARGOW WOMEN'S CTR.	1	1	Y	Y	N	N	N	Y	N	N	N	N		
POLK COUNTY	COUNTY JAIL.	1	2	N	N	N	N	N	Y	N	N	N	N		
TILLAMOOK COUNTY	COUNTY JAIL.	1	2	N	N	N	N	N	Y	N	N	N	N		
UMATILLA COUNTY	COUNTY JAIL.	1	2	N	N	N	N	N	Y	N	N	N	N		
	HERMISTON CITY JAIL.	1	2	N	N	N	N	N	Y	N	N	N	N		
UNION COUNTY	COUNTY JAIL.	2	2	N	N	N	N	N	Y	N	N	N	N		
WALLOWA COUNTY	COUNTY JAIL.	1	2	N	N	N	N	N	Y	N	N	N	Y		
WASCO COUNTY	COUNTY JAIL.	1	2	N	N	N	N	N	Y	N	N	N	N		
WASHINGTON COUNTY	COUNTY JAIL.	1	2	N	N	N	N	N	Y	Y	N	N	N		
YAMHILL COUNTY	COUNTY JAIL.	1	2	N	N	N	N	N	Y	N	N	N	N		
STATE TOTAL				N 42 Y 6	N 40 Y 8	N 47 Y 1	N 48 Y 0	N 48 Y 0	N 13 Y 35	N 38 Y 10	N 45 Y 3	N 44 Y 4	N 45 Y 3		

See footnotes at end of table.

Table 4. Medical services, by county, by local jail within county—Continued

Name of county	Name of jail	Number of miles to the nearest medical facility (i.e., hospital, clinic)	Availability of medical personnel within the jail (Y=Yes, N=No)								Frequency of sick calls in jail ⁴	Number of inmates on medication under prescription ⁵		
			Doctor(s)				Nurse(s) and/or paramedic(s)							
			Daily	Weekly	On call	Never	Daily	Weekly	On call	Never				
OREGON (48 JAILS)														
BAKER COUNTY	COUNTY JAIL.	1	N	N	Y	N	N	N	N	Y	NA	14		
BENTON COUNTY	COUNTY JAIL.	3	Y	N	N	N	N	Y	N	N	NA	6		
CLACKAMAS COUNTY	COUNTY JAIL.	4	N	N	Y	N	Y	N	N	Y	2	6		
CLATSOP COUNTY	COUNTY JAIL.	1	N	N	Y	N	N	N	N	Y	NA	3		
	SEASIDE CITY JAIL.	1	N	N	Y	N	N	N	N	Y	NA	-		
COLUMBIA COUNTY	COUNTY JAIL.	2	N	N	Y	N	N	N	N	Y	NA	3		
COOS COUNTY	COUNTY JAIL.	1	N	N	Y	N	N	N	N	Y	NA	6		
	COUNTY HOLDING FACILITY.	1	N	N	Y	N	N	N	N	Y	NA	-		
	BANOCN CITY JAIL.	1	N	N	N	Y	N	N	N	Y	NA	-		
CROOK COUNTY	PRINEVILLE CITY JAIL.	6	N	N	Y	N	N	N	N	Y	NA	2		
CURRY COUNTY	COUNTY JAIL.	1	N	N	Y	N	N	N	N	Y	NA	3		
	BROOKINGS CITY JAIL.	27	N	N	Y	N	N	N	N	Y	NA	-		
DESCHUTES COUNTY	COUNTY JAIL.	4	N	N	N	Y	N	N	N	Y	NA	-		
	BEND CITY JAIL.	4	N	N	N	Y	N	N	N	Y	NA	-		
DOUGLAS COUNTY	COUNTY JAIL.	4	N	N	Y	N	Y	N	N	N	3	38		
	REEDSPORT CITY JAIL.	2	N	N	Y	N	N	N	N	Y	NA	-		
	ROSEBURG CITY JAIL.	1	N	N	Y	N	N	N	N	Y	NA	-		
GRANT COUNTY	COUNTY JAIL.	2	N	N	N	Y	N	N	Y	Y	NA	-		
HARNEY COUNTY	COUNTY JAIL.	2	N	N	Y	N	N	N	N	Y	NA	-		
HOOD RIVER COUNTY	COUNTY JAIL.	1	N	N	Y	N	N	N	N	Y	NA	-		
JACKSON COUNTY	COUNTY JAIL.	4	N	N	Y	N	Y	N	N	Y	3	26		
JEFFERSON COUNTY	COUNTY JAIL.	1	N	N	Y	N	Y	N	Y	N	NA	3		
JOSEPHINE COUNTY	COUNTY JAIL.	1	Y	N	Y	N	Y	N	Y	Y	3	22		
KLAMATH COUNTY	COUNTY JAIL.	2	N	Y	Y	N	N	N	Y	Y	NA	9		
LAKE COUNTY	COUNTY JAIL.	1	N	N	Y	N	N	N	N	Y	NA	-		
LANE COUNTY	COUNTY JAIL.	2	N	Y	Y	N	Y	N	N	Y	2	50		
	COTTAGE GROVE CITY JAIL.	1	N	N	N	Y	N	N	N	Y	NA	-		
	OAKRIDGE CITY JAIL.	40	N	N	N	Y	N	N	Y	N	NA	-		
	SPRINGFIELD CITY JAIL.	1	N	N	Y	N	N	N	Y	N	NA	-		
LINCOLN COUNTY	COUNTY JAIL.	1	N	N	Y	N	N	N	Y	Y	NA	6		
LINN COUNTY	COUNTY JAIL.	1	N	N	Y	N	N	Y	N	Y	NA	10		
	ALBANY CITY JAIL.	1	N	N	Y	N	N	Y	N	Y	NA	1		
	LEBANON CITY JAIL.	1	N	N	Y	N	N	Y	N	Y	NA	-		
MALHEUR COUNTY	COUNTY JAIL.	16	N	N	N	Y	N	Y	N	Y	NA	8		
MARION COUNTY	COUNTY JAIL.	1	N	Y	Y	N	Y	N	Y	N	2	28		
	SALEM CITY JAIL.	2	N	N	Y	N	N	N	Y	N	NA	1		
MULTNOMAH COUNTY	COUNTY CORRECTIONAL INST.	1	N	N	N	Y	N	N	Y	N	3	-		
	ROCKY BUTTE JAIL.	9	Y	N	N	N	Y	N	Y	N	3	185		
	CLAIRE ARGOW WOMEN'S CTR.	1	N	N	Y	N	Y	N	Y	N	NA	7		
POLK COUNTY	COUNTY JAIL.	1	N	N	Y	N	N	N	Y	Y	NA	24		
TILLAMOOK COUNTY	COUNTY JAIL.	2	N	Y	Y	N	N	N	Y	N	NA	9		
UMATILLA COUNTY	COUNTY JAIL.	1	N	N	N	Y	N	N	N	Y	NA	10		
	HERMISTON CITY JAIL.	1	N	N	Y	N	N	N	Y	N	NA	-		
UNION COUNTY	COUNTY JAIL.	1	N	N	Y	N	N	N	N	Y	NA	-		
WALLOWA COUNTY	COUNTY JAIL.	1	N	N	Y	N	N	N	N	Y	NA	-		
WASCO COUNTY	COUNTY JAIL.	1	N	N	Y	N	Y	Y	N	N	NA	1		
WASHINGTON COUNTY	COUNTY JAIL.	1	Y	N	N	N	Y	N	N	N	3	20		
YAMHILL COUNTY	COUNTY JAIL.	1	N	N	Y	N	Y	N	Y	Y	NA	17		
STATE TOTAL			N 44 Y 4	N 44 Y 4	N 13 Y 35	N 38 Y 10	N 36 Y 12	N 45 Y 3	N 31 Y 17	N 10 Y 38		518		

Table 4. Medical services, by county, by local jail within county—Continued

Name of county	Name of jail	Are inmates given--		The person who administers physical exam (Y=Yes, N=No)					Medical facilities available in the jail (Y=Yes, N=No)				
		medical screening	physical exam	Doctor	Nurse	Para-med	Admitting officer	Other	None	Medical examining room	Infirmary		Other
											With-out beds	With beds	
UTAH (24 JAILS)													
BEAVER COUNTY	COUNTY JAIL.	2	2	N	N	N	N	N	Y	N	N	N	
BOX ELDER COUNTY	COUNTY JAIL.	1	2	N	N	N	N	N	N	N	Y	N	
CACHE COUNTY	COUNTY JAIL.	1	2	N	N	N	N	N	Y	N	N	N	
CARBON COUNTY	COUNTY JAIL.	2	2	N	N	N	N	N	Y	N	N	N	
DAVIS COUNTY	COUNTY JAIL.	2	2	N	N	N	N	N	N	Y	N	N	
DUCHESNE COUNTY	COUNTY JAIL.	1	2	N	N	N	N	N	Y	N	N	N	
EMERY COUNTY	COUNTY JAIL.	1	2	N	N	N	N	N	Y	N	N	N	
GARFIELD COUNTY	COUNTY JAIL.	1	3	Y	N	N	N	N	Y	N	N	N	
GRAND COUNTY	COUNTY JAIL.	1	2	N	N	N	N	N	Y	N	N	N	
JUAB COUNTY	COUNTY JAIL.	3	3	Y	Y	N	N	N	Y	N	N	N	
KANE COUNTY	COUNTY JAIL.	2	3	Y	N	N	N	N	Y	N	N	N	
SALT LAKE COUNTY	COUNTY JAIL.	1	3	Y	N	Y	N	N	N	N	Y	N	
SAN JUAN COUNTY	COUNTY JAIL.	2	2	N	N	N	N	N	Y	N	N	N	
SANPETE COUNTY	COUNTY JAIL.	1	2	N	N	N	N	N	Y	N	N	N	
SEVIER COUNTY	COUNTY JAIL.	1	3	Y	N	N	N	N	Y	N	N	N	
SUMMIT COUNTY	COUNTY JAIL.	1	2	N	N	N	N	N	Y	N	N	N	
TODELE COUNTY	COUNTY JAIL.	1	2	N	N	N	N	N	N	Y	N	N	
UINTAH COUNTY	COUNTY JAIL.	2	2	N	N	N	N	N	Y	N	N	N	
UTAH COUNTY	COUNTY JAIL.	1	3	Y	N	N	N	N	N	Y	N	N	
	PROVO CITY JAIL.	2	2	N	N	N	N	N	Y	N	N	N	
	SPRINGVILLE CITY JAIL.	1	3	Y	Y	Y	Y	N	Y	N	N	N	
WASATCH COUNTY	COUNTY JAIL.	1	2	N	N	N	N	N	Y	N	N	N	
WASHINGTON COUNTY	COUNTY JAIL.	1	2	N	N	N	N	N	Y	N	N	N	
WEBER COUNTY	COUNTY JAIL.	1	3	N	Y	N	N	N	N	Y	N	N	
STATE TOTAL			N 17 Y 7	N 21 Y 3	N 22 Y 2	N 23 Y 1	N 24 Y 0	N 6 Y 18	N 21 Y 3	N 22 Y 2	N 23 Y 1	N 24 Y 0

See footnotes at end of table.

Table 4. Medical services, by county, by local jail within county—Continued

Name of county	Name of jail	Number of miles to the nearest medical facility (i.e., hospital, clinic)	Availability of medical personnel within the jail (Y=Yes, N=No)								Frequency of sick calls in jail ^a	Number of inmates on medication under prescription ^b
			Doctor(s)				Nurse(s) and/or paramedic(s)					
			Daily	Weekly	On call	Never	Daily	Weekly	On call	Never		
UTAH (24 JAILS)												
BEAVER COUNTY	COUNTY JAIL.	1	N	N	N	Y	N	N	N	Y	NA	-
BOX ELDER COUNTY	COUNTY JAIL.	2	N	N	Y	N	N	N	Y	N	NA	2
CACHE COUNTY	COUNTY JAIL.	1	N	N	N	Y	N	N	Y	Y	NA	-
CARBON COUNTY	COUNTY JAIL.	1	N	N	Y	N	N	Y	Y	Y	NA	2
DAVIS COUNTY	COUNTY JAIL.	6	N	N	N	Y	N	N	N	Y	NA	10
DUCHESNE COUNTY	COUNTY JAIL.	1	N	N	Y	N	N	N	Y	N	NA	1
EMERY COUNTY	COUNTY JAIL.	1	N	N	Y	N	N	Y	N	Y	NA	-
GARFIELD COUNTY	COUNTY JAIL.	1	N	N	N	Y	N	N	N	Y	NA	-
GRAND COUNTY	COUNTY JAIL.	1	N	N	Y	N	N	N	Y	N	NA	2
JUAB COUNTY	COUNTY JAIL.	1	N	N	Y	N	N	N	Y	Y	NA	-
KANE COUNTY	COUNTY JAIL.	12	N	N	Y	N	N	N	N	Y	NA	-
SALT LAKE COUNTY	COUNTY JAIL.	2	N	N	Y	N	Y	N	N	Y	2	-
SAN JUAN COUNTY	COUNTY JAIL.	1	N	N	Y	N	N	N	N	Y	NA	-
SANPETE COUNTY	COUNTY JAIL.	14	N	N	Y	N	N	N	Y	N	NA	-
SEVIER COUNTY	COUNTY JAIL.	1	N	N	N	Y	N	N	Y	Y	NA	1
SUMMIT COUNTY	COUNTY JAIL.	1	N	N	N	Y	N	N	N	Y	NA	-
TODELE COUNTY	COUNTY JAIL.	1	N	N	N	Y	N	Y	Y	N	NA	2
UINTAH COUNTY	COUNTY JAIL.	1	N	N	N	Y	N	N	N	Y	NA	-
UTAH COUNTY	COUNTY JAIL.	3	N	N	Y	N	N	N	N	Y	NA	6
	PROVO CITY JAIL.	1	N	N	N	Y	N	N	N	Y	NA	-
	SPRINGVILLE CITY JAIL.	7	N	N	Y	N	N	N	Y	N	NA	-
WASATCH COUNTY	COUNTY JAIL.	2	N	N	Y	N	N	Y	N	Y	NA	-
WASHINGTON COUNTY	COUNTY JAIL.	1	N	N	Y	N	N	Y	Y	N	NA	2
WEBER COUNTY	COUNTY JAIL.	1	N	N	Y	N	N	N	Y	N	2	15
STATE TOTAL		N 24 Y 0	N 24 Y 0	N 9 Y 15	N 15 Y 9	N 23 Y 1	N 19 Y 5	N 12 Y 12	N 8 Y 16		43

Table 4. Medical services, by county, by local jail within county—Continued

Name of county	Name of jail	Are inmates given--		The person who administers physical exam (Y=Yes, N=No)					Medical facilities available in the jail (Y=Yes, N=No)				
		medical screening	physical exam	Doctor	Nurse	Para-med	Admitting officer	Other	None	Medical examining room	Infirmary	Other	
										With-out beds	With beds		
WASHINGTON (59 JAILS)													
ASOTIN COUNTY	CLARKSTON CITY JAIL.	1	2	N	N	N	N	N	Y	N	N	N	
BENTON COUNTY	COUNTY JAIL.	1	2	N	N	N	N	N	Y	N	N	N	
	RICHLAND CITY JAIL.	1	2	N	N	N	N	N	Y	N	N	N	
CHELAN COUNTY	CHELAN CITY JAIL.	3	2	N	N	N	N	N	Y	N	N	N	
	WENATCHEE CITY JAIL.	1	2	N	N	N	N	N	Y	N	N	N	
CLALLAM COUNTY	PORT ANGELES CITY JAIL.	2	2	N	N	N	N	N	Y	N	N	N	
CLARK COUNTY	COUNTY JAIL.	1	2	N	N	N	N	N	Y	N	N	N	
COLUMBIA COUNTY	COUNTY JAIL.	2	2	N	N	N	N	N	Y	N	N	N	
COWLITZ COUNTY	COUNTY JAIL.	2	2	N	N	N	N	N	Y	N	N	N	
DOUGLAS COUNTY	COUNTY JAIL.	2	2	N	N	N	N	N	Y	N	N	N	
FRANKLIN COUNTY	COUNTY JAIL.	1	2	N	N	N	N	N	Y	N	Y	N	
GRANT COUNTY	COUNTY JAIL.	1	2	N	N	N	N	N	Y	N	N	N	
GRAYS HARBOR COUNTY	COUNTY JAIL.	1	2	N	N	N	N	N	Y	N	N	N	
	ABERDEEN CITY JAIL.	3	2	N	N	N	N	N	Y	N	N	N	
	HOQUIAM CITY JAIL.	2	2	N	N	N	N	N	Y	N	N	N	
ISLAND COUNTY	COUNTY JAIL.	1	2	N	N	N	N	N	Y	N	N	N	
	OAK HARBOR CITY JAIL.	1	2	N	N	N	N	N	Y	N	N	N	
JEFFERSON COUNTY	COUNTY JAIL.	1	2	N	N	N	N	N	Y	N	N	N	
KING COUNTY	COUNTY REHAB. SERVICES DEPT.	1	3	Y	Y	N	N	N	Y	Y	Y	Y	
	AUBURN CITY JAIL.	1	2	N	N	N	N	N	Y	N	N	N	
	ENUMCLAW CITY JAIL.	1	2	N	N	N	N	N	Y	N	N	N	
	KENT CITY JAIL.	1	3	Y	N	N	N	N	Y	N	N	N	
	KIRKLAND CITY JAIL.	1	3	Y	N	N	N	N	Y	N	N	N	
	RENTON CITY JAIL.	1	3	Y	N	N	N	N	Y	N	N	N	
KITSAP COUNTY	COUNTY JAIL.	1	2	N	N	N	N	N	Y	N	N	N	
	BREMERTON CITY CITY JAIL.	1	2	N	N	N	N	N	Y	N	N	N	
KITTITAS COUNTY	COUNTY JAIL.	1	2	N	N	N	N	N	Y	N	N	N	
KLICKITAT COUNTY	COUNTY JAIL.	2	2	N	N	N	N	N	Y	N	N	N	
LEWIS COUNTY	COUNTY JAIL.	1	2	N	N	N	N	N	Y	N	N	N	
LINCOLN COUNTY	COUNTY JAIL.	1	2	N	N	N	N	N	Y	N	N	N	
MASON COUNTY	COUNTY JAIL.	1	2	N	N	N	N	N	Y	N	N	N	
OKANOGAN COUNTY	COUNTY JAIL.	1	2	N	N	N	N	N	Y	N	N	N	
	OROVILLE CITY JAIL.	3	2	N	N	N	N	N	Y	N	N	N	
PACIFIC COUNTY	COUNTY JAIL.	1	2	N	N	N	N	N	Y	N	N	N	
PEND OREILLE COUNTY	COUNTY JAIL.	1	2	N	N	N	N	N	Y	N	N	N	
PIERCE COUNTY	COUNTY JAIL.	1	2	N	N	N	N	N	Y	N	N	N	
	PUYALLUP CITY CITY JAIL.	3	2	N	N	N	N	N	Y	N	N	N	
	SUMNER CITY CITY JAIL.	1	3	Y	N	N	N	N	Y	N	N	N	
	TACOMA CITY CITY JAIL.	1	2	N	N	N	N	N	Y	N	N	N	
SKAGIT COUNTY	COUNTY JAIL.	1	2	N	N	N	N	N	Y	N	N	N	
	ANACORTES CITY JAIL.	2	2	N	N	N	N	N	Y	N	N	N	
	MOUNT VERNON CITY JAIL.	1	2	N	N	N	N	N	Y	N	N	N	
SKAMANIA COUNTY	COUNTY JAIL.	1	2	N	N	N	N	N	Y	N	N	N	
SNOHOMISH COUNTY	COUNTY JAIL.	1	2	N	N	N	N	N	Y	N	N	N	
	MARYSVILLE CITY JAIL.	1	2	N	N	N	N	N	Y	N	N	N	
	LYNNWOOD CITY JAIL.	1	2	N	N	N	N	N	Y	N	N	N	
SPOKANE COUNTY	COUNTY WORK RELEASE PROGRAM.	1	2	N	N	N	N	N	Y	N	N	N	
	COUNTY JAIL.	1	2	N	N	N	N	N	Y	N	N	N	
STEVENS COUNTY	COUNTY JAIL.	2	2	N	N	N	N	N	Y	N	N	N	
THURSTON COUNTY	COUNTY JAIL.	2	2	N	N	N	N	N	Y	N	N	N	
	OLYMPIA CITY JAIL.	1	2	N	N	N	N	N	Y	N	N	N	
WAHIAKUM COUNTY	COUNTY JAIL.	3	2	N	N	N	N	N	Y	N	N	N	
WALLA WALLA COUNTY	COUNTY JAIL.	1	2	N	N	N	N	N	Y	N	N	N	
	WALLA WALLA CITY JAIL.	1	2	N	N	N	N	N	Y	N	N	N	
WHATCOM COUNTY	COUNTY JAIL.	1	2	N	N	N	N	N	Y	N	N	N	
	BELLINGHAM CITY JAIL.	1	2	N	N	N	N	N	Y	N	N	N	
WHITMAN COUNTY	COUNTY JAIL.	1	3	Y	N	N	N	N	Y	N	N	N	
YAKIMA COUNTY	COUNTY JAIL.	1	2	N	N	N	N	N	Y	N	N	N	
	TOPPENISH CITY JAIL.	2	2	N	N	N	N	N	Y	N	N	N	
STATE TOTAL				N 55	N 58	N 59	N 58	N 59	N 14	N 46	N 59	N 56	
				Y 4	Y 1	Y 0	Y 1	Y 0	Y 45	Y 13	Y 0	Y 3	

See footnotes at end of table.

Table 4. Medical services, by county, by local jail within county—Continued

Name of county	Name of jail	Number of miles to the nearest medical facility (i.e., hospital, clinic)	Availability of medical personnel within the jail (Y=Yes, N=No)								Frequency of sick calls in jail*	Number of inmates on medication under prescription*
			Doctor(s)				Nurse(s) and/or paramedic(s)					
			Daily	Weekly	On call	Never	Daily	Weekly	On call	Never		
WASHINGTON (59 JAILS)												
ASOTIN COUNTY	CLARKSTON CITY JAIL.	1	N	N	Y	N	N	Y	N	Y	NA	-
BENTON COUNTY	COUNTY JAIL.	1	N	N	N	Y	N	N	N	N	NA	-
	RICHLAND CITY JAIL.	1	N	N	N	N	N	N	N	Y	NA	-
CHELAN COUNTY	CHELAN CITY JAIL.	1	N	N	N	Y	N	N	N	Y	NA	-
	WENATCHEE CITY JAIL.	1	N	N	Y	N	N	N	Y	N	NA	-
CLALLAM COUNTY	PORT ANGELES CITY JAIL.	1	N	N	N	Y	N	N	N	Y	NA	-
CLARK COUNTY	COUNTY JAIL.	1	N	N	N	Y	Y	N	N	Y	NA	3
COLUMBIA COUNTY	COUNTY JAIL.	5	N	N	Y	N	N	N	N	Y	NA	20
COWLITZ COUNTY	COUNTY JAIL.	1	N	N	N	Y	N	N	N	Y	NA	-
DOUGLAS COUNTY	COUNTY JAIL.	1	N	N	Y	N	N	N	Y	Y	NA	-
FRANKLIN COUNTY	COUNTY JAIL.	1	N	N	N	Y	N	N	N	Y	NA	-
GRANT COUNTY	COUNTY JAIL.	1	N	N	Y	N	N	N	Y	Y	NA	-
GRAYS HARBOR COUNTY	COUNTY JAIL.	10	N	N	Y	N	N	N	Y	Y	NA	-
	ABERDEEN CITY JAIL.	1	N	N	N	Y	N	N	Y	Y	NA	6
	HOQUIAM CITY JAIL.	1	N	N	N	Y	N	N	Y	Y	NA	-
ISLAND COUNTY	COUNTY JAIL.	1	N	Y	Y	N	N	N	Y	Y	NA	-
	OAK HARBOR CITY JAIL.	8	N	N	Y	N	N	N	Y	Y	NA	2
JEFFERSON COUNTY	COUNTY JAIL.	1	N	N	Y	N	N	N	N	Y	NA	-
KING COUNTY	COUNTY REHAB. SERVICES DEPT.	1	N	N	N	Y	N	N	Y	Y	NA	275
	AUBURN CITY JAIL.	1	N	N	N	N	N	N	Y	Y	NA	-
	ENUMCLAW CITY JAIL.	1	N	N	N	N	N	N	Y	Y	NA	-
	KENT CITY JAIL.	4	N	N	Y	N	N	N	Y	Y	NA	-
	KIRKLAND CITY JAIL.	1	N	N	Y	N	N	N	Y	Y	NA	-
	RENTON CITY JAIL.	3	N	N	Y	N	N	N	Y	Y	NA	-
KITSAP COUNTY	COUNTY JAIL.	7	N	N	N	Y	N	N	N	Y	NA	15
	BREMERTON CITY CITY JAIL.	2	N	N	N	Y	N	N	N	Y	NA	-
KITTITAS COUNTY	COUNTY JAIL.	1	N	N	N	Y	N	Y	N	Y	NA	2
KLICKITAT COUNTY	COUNTY JAIL.	1	N	N	N	Y	N	N	N	Y	NA	1
LEWIS COUNTY	COUNTY JAIL.	1	N	N	Y	N	N	N	Y	Y	NA	3
LINCOLN COUNTY	COUNTY JAIL.	1	N	N	N	Y	N	N	N	Y	NA	1
MASON COUNTY	COUNTY JAIL.	2	N	N	N	Y	N	N	N	Y	NA	4
OKANOGAN COUNTY	COUNTY JAIL.	3	N	N	Y	N	N	N	N	Y	NA	4
	OROVILLE CITY JAIL.	1	N	N	Y	N	N	N	N	Y	NA	-
PACIFIC COUNTY	COUNTY JAIL.	1	N	N	N	Y	N	N	N	Y	NA	3
PEND OREILLE COUNTY	COUNTY JAIL.	1	N	N	Y	N	N	N	N	Y	NA	-
PIERCE COUNTY	COUNTY JAIL.	1	N	Y	N	N	Y	N	Y	Y	NA	25
	PUYALLUP CITY CITY JAIL.	1	N	N	N	Y	N	N	N	Y	NA	-
	SUMNER CITY CITY JAIL.	2	N	N	N	Y	N	N	N	Y	NA	-
	TACOMA CITY CITY JAIL.	1	N	N	Y	N	N	N	N	Y	NA	-
SKAGIT COUNTY	COUNTY JAIL.	1	N	N	N	Y	N	N	N	Y	NA	2
	ANACORTES CITY JAIL.	1	N	N	N	N	N	N	N	Y	NA	-
	MOUNT VERNON CITY JAIL.	1	N	N	N	Y	N	N	N	Y	NA	-
SKAMANIA COUNTY	COUNTY JAIL.	1	N	N	Y	N	N	N	N	Y	NA	2
SNOHOMISH COUNTY	COUNTY JAIL.	1	N	N	Y	N	N	N	N	Y	NA	35
	MARYSVILLE CITY JAIL.	1	N	N	Y	N	N	N	N	Y	NA	-
	LYNNWOOD CITY JAIL.	4	N	N	N	Y	N	N	N	Y	NA	-
SPOKANE COUNTY	COUNTY WORK RELEASE PROGRAM.	1	N	N	Y	N	N	N	N	Y	NA	3
	COUNTY JAIL.	2	Y	N	N	N	N	N	N	Y	NA	80
STEVENS COUNTY	COUNTY JAIL.	1	N	N	N	Y	N	N	N	Y	NA	3
THURSTON COUNTY	COUNTY JAIL.	1	N	N	N	Y	N	N	N	Y	NA	4
	OLYMPIA CITY JAIL.	4	N	N	N	Y	N	N	N	Y	NA	-
WAHIAKUM COUNTY	COUNTY JAIL.	30	N	N	Y	N	N	N	N	Y	NA	-
WALLA WALLA COUNTY	COUNTY JAIL.	1	N	Y	N	N	N	N	N	Y	NA	5
	WALLA WALLA CITY JAIL.	1	N	N	N	Y	N	N	N	Y	NA	-
WHATCOM COUNTY	COUNTY JAIL.	3	N	Y	N	N	N	N	N	Y	NA	5
	BELLINGHAM CITY JAIL.	1	N	N	Y	N	N	N	Y	Y	NA	1
WHITMAN COUNTY	COUNTY JAIL.	1	Y	N	Y	N	N	N	N	Y	NA	-
YAKIMA COUNTY	COUNTY JAIL.	2	N	N	Y	N	N	N	N	Y	NA	45
	TOPPENISH CITY JAIL.	1	N	N	N	Y	N	N	N	Y	NA	1
STATE TOTAL			N 57	N 55	N 27	N 37	N 54	N 53	N 34	N 8		563
			Y 2	Y 4	Y 32	Y 22	Y 5	Y 6	Y 25	Y 51		

Table 4. Medical services, by county, by local jail within county—Continued

Name of county	Name of jail	Are inmates given--		The person who administers physical exam (Y=Yes, N=No)					Medical facilities available in the jail (Y=Yes, N=No)				
		medical screening ¹	physical exam ²	Doctor	Nurse	Para-med	Admitting officer	Other ³	None	Medical examin- ing room	Infirmary		Other
											With- out beds	With beds	
WYOMING (31 JAILS)													
ALBANY COUNTY	COUNTY JAIL.	1	2	N	N	N	N	N	Y	N	N	N	N
BIG HORN COUNTY	COUNTY JAIL.	1	2	N	N	N	N	N	Y	N	N	N	N
CAMPBELL COUNTY	COUNTY JAIL.	1	2	N	N	N	N	N	Y	N	N	N	N
	GILLETTE CITY JAIL.	1	2	N	N	N	N	N	Y	N	N	N	N
CARBON COUNTY	COUNTY JAIL.	1	3	Y	N	N	N	N	Y	N	N	N	N
CONVERSE COUNTY	COUNTY JAIL.	1	2	N	N	N	N	N	Y	N	N	N	N
CROOK COUNTY	COUNTY JAIL.	1	2	N	N	N	N	N	Y	N	N	N	N
FREMONT COUNTY	COUNTY JAIL.	1	2	N	N	N	N	N	Y	N	N	N	N
	RIVERTON CITY JAIL.	2	2	N	N	N	N	N	Y	N	N	N	N
GOSHEN COUNTY	COUNTY JAIL.	2	2	N	N	N	N	N	Y	N	N	N	N
	TORRINGTON CITY JAIL.	1	3	N	N	N	N	N	Y	N	N	N	N
HOT SPRINGS COUNTY	COUNTY JAIL.	1	2	N	N	N	N	N	Y	N	N	N	N
	THERMOPOLIS CITY JAIL.	2	2	N	N	N	N	N	Y	N	N	N	N
JOHNSON COUNTY	COUNTY JAIL.	1	2	N	N	N	N	N	Y	N	N	N	N
LARAMIE COUNTY	COUNTY JAIL.	1	2	N	N	N	N	N	Y	N	N	N	N
	CHEYENNE CITY JAIL.	1	3	Y	N	N	N	N	Y	N	N	N	N
LINCOLN COUNTY	COUNTY JAIL.	1	3	Y	N	N	N	N	Y	N	N	N	N
NATRONA COUNTY	COUNTY JAIL.	1	2	N	N	N	N	N	Y	N	N	N	N
NIOBRARA COUNTY	COUNTY JAIL.	2	2	N	N	N	N	N	Y	N	N	N	N
PARK COUNTY	COUNTY JAIL.	1	2	N	N	N	N	N	Y	N	N	N	N
	POWELL CITY JAIL.	1	2	N	N	N	N	N	Y	N	N	N	N
PLATTE COUNTY	COUNTY JAIL.	2	2	N	N	N	N	N	Y	N	N	N	N
SHERIDAN COUNTY	COUNTY JAIL.	2	2	N	N	N	N	N	Y	N	N	N	N
	SHERIDAN CITY JAIL.	2	2	N	N	N	N	N	Y	N	N	N	N
SUBLETTE COUNTY	COUNTY JAIL.	1	2	N	N	N	N	N	Y	N	N	N	N
SWEETWATER COUNTY	COUNTY JAIL.	3	2	N	N	N	N	N	Y	N	N	N	N
TETON COUNTY	COUNTY JAIL.	1	3	Y	N	N	Y	N	Y	N	N	N	N
VINTA COUNTY	COUNTY JAIL.	2	2	N	N	N	N	N	Y	N	N	N	N
WASHAKIE COUNTY	COUNTY JAIL.	1	2	N	N	N	N	N	Y	N	N	N	N
	WORLAND CITY JAIL.	2	2	N	N	N	N	N	Y	N	N	N	N
WESTON COUNTY	COUNTY JAIL.	2	2	N	N	N	N	N	Y	N	N	N	N
STATE TOTAL *			N 27 Y 4	N 31 Y 0	N 31 Y 0	N 31 Y 0	N 30 Y 1	N 1 Y 30	N 30 Y 1	N 31 Y 0	N 31 Y 0	N 31 Y 0

- Represents zero or rounds to zero.
 NA Not available.
¹The health interview or "screening" is an initial assessment of the person's health which is made from observing and asking medically-related questions such as "are you on medication?", etc. Code 1 = all inmates receive a medical screening, 2 = none receive a medical screening, 3 = some receive a medical screening.
²The physical examination involves such things as taking blood pressure, blood or urine sample, chest x-ray, eye and ear examination, etc. Code 1 = all inmates receive physical examination, 2 = none receive a physical examination, 3 = some receive a physical examination.
³The "Other" category consists of those facilities having shared medical facilities, a hospital prison ward, etc.
⁴Code 1 = frequency of sick calls in jail once a week, 2 = frequency of sick calls in jail 2 to 6 times a week, 3 = frequency of sick calls in jail is daily, 4 = never have sick call in jail.
⁵The number given represents those inmates receiving medication under prescription at the time the questionnaire was completed by the facility.

Table 4. Medical services, by county, by local jail within county—Continued

Name of county	Name of jail	Number of miles to the nearest medical facility (i.e., hospital, clinic)	Availability of medical personnel within the jail (Y=Yes, N=No)								Frequency of sick calls in jail ⁴	Number of inmates on medication under prescription ⁵
			Doctor(s)				Nurse(s) and/or paramedic(s)					
			Daily	Weekly	On call	Never	Daily	Weekly	On call	Never		
WYOMING (31 JAILS)												
ALBANY COUNTY	COUNTY JAIL.	2	N	N	N	Y	N	N	N	Y	NA	4
BIG HORN COUNTY	COUNTY JAIL.	1	N	N	N	Y	N	N	N	Y	NA	-
CAMPBELL COUNTY	COUNTY JAIL.	1	N	N	Y	N	N	N	Y	N	NA	-
	GILLETTE CITY JAIL.	1	N	N	Y	N	N	N	Y	N	NA	-
CARBON COUNTY	COUNTY JAIL.	1	N	N	N	Y	N	N	N	Y	NA	3
CONVERSE COUNTY	COUNTY JAIL.	1	N	N	N	Y	N	N	N	Y	NA	-
CROOK COUNTY	COUNTY JAIL.	1	N	N	N	Y	N	N	N	Y	NA	-
FREMONT COUNTY	COUNTY JAIL.	1	N	N	N	Y	N	N	N	Y	NA	-
	RIVERTON CITY JAIL.	1	N	N	Y	N	N	Y	N	Y	NA	4
	TORRINGTON CITY JAIL.	1	N	N	N	Y	N	N	N	Y	NA	-
GOSHEN COUNTY	COUNTY JAIL.	2	N	N	N	Y	N	N	N	Y	NA	-
	THERMOPOLIS CITY JAIL.	1	N	N	N	Y	N	N	N	Y	NA	-
HOT SPRINGS COUNTY	COUNTY JAIL.	1	N	N	Y	N	N	N	N	Y	NA	-
	THERMOPOLIS CITY JAIL.	1	N	N	N	Y	N	N	N	Y	NA	-
JOHNSON COUNTY	COUNTY JAIL.	1	N	N	Y	N	N	N	Y	N	NA	-
LARAMIE COUNTY	COUNTY JAIL.	1	N	N	Y	N	N	N	Y	N	NA	-
	CHEYENNE CITY JAIL.	2	N	N	Y	N	N	N	Y	Y	NA	11
LINCOLN COUNTY	COUNTY JAIL.	1	N	N	Y	N	N	N	Y	N	NA	4
NATRONA COUNTY	COUNTY JAIL.	1	N	N	Y	N	Y	N	Y	N	NA	-
NIOBRARA COUNTY	COUNTY JAIL.	1	N	N	Y	N	N	N	Y	N	NA	3
PARK COUNTY	COUNTY JAIL.	1	Y	N	Y	N	N	N	N	Y	NA	-
	POWELL CITY JAIL.	1	N	N	Y	N	N	N	N	Y	NA	1
PLATTE COUNTY	COUNTY JAIL.	1	N	N	N	Y	N	N	N	Y	NA	-
SHERIDAN COUNTY	COUNTY JAIL.	1	N	N	Y	N	N	N	Y	Y	NA	1
	SHERIDAN CITY JAIL.	1	N	N	Y	N	N	N	Y	Y	NA	-
SUBLETTE COUNTY	COUNTY JAIL.	1	N	N	Y	N	N	N	N	Y	NA	-
SWEETWATER COUNTY	COUNTY JAIL.	15	N	N	Y	N	N	N	Y	Y	NA	2
TETON COUNTY	COUNTY JAIL.	1	N	N	Y	N	N	N	Y	Y	NA	-
VINTA COUNTY	COUNTY JAIL.	2	N	N	Y	N	N	N	Y	Y	NA	-
WASHAKIE COUNTY	COUNTY JAIL.	1	N	N	Y	Y	N	N	N	Y	NA	-
	WORLAND CITY JAIL.	2	N	N	Y	N	N	Y	N	Y	NA	-
WESTON COUNTY	COUNTY JAIL.	1	N	N	Y	N	N	N	Y	Y	NA	-
STATE TOTAL	N 30 Y 1	N 31 Y 0	N 11 Y 20	N 21 Y 10	N 30 Y 1	N 26 Y 5	N 22 Y 9	N 4 Y 27		33	

Table 5. Institutional programs, by county, by local jail within county

Name of county	Name of jail	Work-release programs			Does the facility have a weekend sentence program (Y=Yes, N=No)	Weekend sentence programs			
		Does the facility have a work release program (Y=Yes, N=No)	Number of inmates that participate ¹			Number of inmates that are usually serving a weekend sentence			
			Total	Males		Females	Total	Males	Females
ALASKA (6 JAILS)									
KETCHIKAN-GATEWAY BOROUGH	SITKA CITY-BOROUGH JAIL. . .	Y	-	-	-	Y	1	1	-
KENAI PENINSULA BOROUGH	SEWARD CITY JAIL	Y	3	2	1	Y	3	2	1
KODIAK ISLAND BOROUGH	KODIAK CITY JAIL	Y	-	-	-	Y	2	2	-
NONBOROUGHES	BETHEL CITY JAIL	Y	-	-	-	Y	-	-	-
	CORDOVA CITY JAIL	Y	3	3	-	Y	-	-	-
	KOTZEBUE CITY JAIL	Y	-	-	-	N	-	-	-
STATE TOTAL	N 0 Y 6	6	5	1	N 1 Y 5	6	5	1

See footnotes at end of table.

Table 5. Institutional programs, by county, by local jail within county—Continued

Name of county	Name of jail	Work-release programs			Does the facility have a weekend sentence program (Y=Yes, N=No)	Weekend sentence programs			
		Does the facility have a work release program (Y=Yes, N=No)	Number of inmates that participate ¹			Number of inmates that are usually serving a weekend sentence			
			Total	Males		Females	Total	Males	Females
ARIZONA (39 JAILS)									
APACHE COUNTY	COUNTY JAIL.	N	-	-	-	Y	1	1	-
COCHISE COUNTY	COUNTY JAIL.	N	-	-	-	Y	1	1	-
	DOUGLAS CITY JAIL	N	-	-	-	Y	2	2	-
	WILCOX CITY JAIL	Y	1	1	-	Y	1	1	-
COCONINO COUNTY	COUNTY JAIL.	Y	12	10	2	Y	4	4	-
GILA COUNTY	COUNTY JAIL (GLOBE).	Y	-	-	-	Y	1	1	-
	COUNTY JAIL (PAYSON)	Y	1	1	-	Y	1	1	-
	MIAMI CITY JAIL	Y	1	1	-	N	-	-	-
GRAHAM COUNTY	COUNTY JAIL.	N	-	-	-	Y	5	5	-
GREENLEE COUNTY	COUNTY JAIL.	Y	1	1	-	Y	2	2	-
MARICOPA COUNTY	COUNTY JAIL-MAXIMUM SECURITY	N	-	-	-	N	-	-	-
	COUNTY JAIL-MEDIUM SECURITY	N	-	-	-	Y	150	150	-
	COUNTY JAIL-MINIMUM SECURITY	N	-	-	-	Y	13	13	-
	COUNTY JAIL (GILA BEND).	N	-	-	-	Y	-	-	-
	COUNTY JAIL (AVONDALE)	N	-	-	-	Y	4	4	-
	COUNTY JAIL (WICKENBURG)	N	-	-	-	Y	-	-	-
	AVONDALE CITY JAIL	Y	4	4	-	Y	1	1	-
	CHANDLER CITY JAIL	N	-	-	-	Y	2	2	-
	ELMIRAGE CITY JAIL	Y	1	1	-	Y	2	2	-
	MESA CITY JAIL	N	-	-	-	N	-	-	-
	PEORIA CITY JAIL	Y	-	-	-	Y	1	1	-
	TEMPE CITY JAIL	N	-	-	-	Y	2	2	-
	TOLLESON CITY JAIL	N	-	-	-	Y	1	1	-
MOHAVE COUNTY	COUNTY JAIL.	N	-	-	-	Y	4	4	-
NAVAJO COUNTY	COUNTY JAIL.	N	-	-	-	Y	1	1	-
	WINSLOW CITY JAIL.	Y	3	3	-	Y	3	3	-
PIMA COUNTY	COUNTY JAIL.	Y	2	-	2	Y	2	1	1
	COUNTY JAIL ANNEX.	Y	60	60	-	Y	12	12	-
	SOUTH TUCSON TOWN JAIL	Y	1	1	-	Y	1	1	-
PINAL COUNTY	COUNTY JAIL.	Y	1	1	-	Y	5	4	1
	CASA GRANDE CITY JAIL.	Y	1	1	-	Y	2	2	-
	COOLIDGE CITY JAIL	N	-	-	-	N	-	-	-
	ELOY CITY JAIL	N	-	-	-	N	-	-	-
SANTA CRUZ COUNTY	COUNTY JAIL.	N	-	-	-	N	-	-	-
YAVAPAI COUNTY	COUNTY JAIL.	N	-	-	-	Y	3	3	-
YUMA COUNTY	COUNTY JAIL.	Y	22	21	1	Y	5	4	1
	COUNTY JAIL (PARKER)	Y	1	1	-	Y	1	1	-
	COUNTY JAIL (WELLTON)	N	-	-	-	Y	1	1	-
	COUNTY JAIL (SALOME)	Y	-	-	-	Y	-	-	-
STATE TOTAL	N 21 Y 18	112	107	5	N 8 Y 31	234	231	3

See footnotes at end of table.

Table 5. Institutional programs, by county, by local jail within county—Continued

Name of county	Name of jail	Work-release programs			Weekend sentence programs				
		Does the facility have a work release program (Y=Yes, N=No)	Number of inmates that participate ¹		Does the facility have a weekend sentence program (Y=Yes, N=No)	Number of inmates that are usually serving a weekend sentence			
			Total	Males		Females	Total	Males	Females
CALIFORNIA (135 JAILS)									
ALAMEDA COUNTY	SANTA RITA REHAB. CENTER	Y	151	141	10	Y	94	92	2
	COUNTY JAIL.	N	--	--	--	N	--	--	--
	CO. WORK FURLOUGH--MALE.	Y	145	145	--	N	--	--	--
	CO. WORK FURLOUGH--FEMALE.	Y	6	6	--	N	--	--	--
	OAKLAND CITY JAIL.	N	--	--	--	N	--	--	--
AMADOR COUNTY	COUNTY JAIL.	N	--	--	--	Y	1	1	--
BUTTE COUNTY	COUNTY JAIL.	Y	21	20	1	Y	30	27	3
CALAVERAS COUNTY	COUNTY JAIL.	Y	--	--	--	Y	2	2	--
COLUSA COUNTY	COUNTY JAIL.	Y	11	11	--	Y	2	2	--
CONTRA COSTA COUNTY	COUNTY JAIL.	N	--	--	--	N	--	--	--
	COUNTY REHABILITATION CENTER	N	--	--	--	Y	35	35	--
	WORK FURLOUGH CENTER	Y	36	34	2	Y	15	--	15
DEL NORTE COUNTY	COUNTY JAIL.	Y	3	3	--	Y	7	7	--
EL DORADO COUNTY	COUNTY JAIL (PLACERVILLE).	N	--	--	--	Y	11	11	--
	COUNTY JAIL (SO. LAKE TAHOE)	N	--	--	--	Y	4	3	1
FRESNO COUNTY	COUNTY JAIL.	Y	2	--	2	Y	7	3	4
	COUNTY INDUSTRIAL FARM	Y	29	27	2	Y	50	46	4
GLENN COUNTY	COUNTY JAIL.	Y	1	1	--	Y	3	3	--
HUMBOLDT COUNTY	COUNTY JAIL.	Y	6	6	--	Y	19	18	1
IMPERIAL COUNTY	COUNTY JAIL.	N	--	--	--	N	--	--	--
	COUNTY MINIMUM SECURITY JAIL	Y	2	2	--	Y	6	6	--
	BRAWLEY CITY JAIL.	Y	1	--	--	Y	1	--	--
INYO COUNTY	COUNTY JAIL.	N	--	--	--	Y	1	1	--
KERN COUNTY	COUNTY JAIL (BAKERSFIELD).	N	--	--	--	Y	58	58	--
	COUNTY JAIL--(LERDO).	N	--	--	--	N	--	--	--
	RIDGECREST CITY JAIL	N	--	--	--	Y	5	4	1
KINGS COUNTY	COUNTY JAIL.	N	--	--	--	Y	14	14	--
LAKE COUNTY	COUNTY JAIL.	N	--	--	--	Y	6	5	1
LASSEN COUNTY	COUNTY JAIL.	Y	1	1	--	Y	2	2	--
LOS ANGELES COUNTY	DETENTION CAMP 15.	N	--	--	--	N	--	--	--
	DETENTION CAMP 18.	N	--	--	--	N	--	--	--
	MIRA LOMA FACILITY	Y	11	11	--	N	--	--	--
	HALL OF JUSTICE JAIL	Y	143	135	7	Y	514	477	37
	CENTRAL COUNTY JAIL.	N	--	--	--	N	--	--	--
	WAYSIDE HONOR RANCH.	N	--	--	--	N	--	--	--
	SYBIL BRAND INSTITUTE.	N	--	--	--	Y	18	--	18
	WAYSIDE HONOR RANCHO	N	--	--	--	N	--	--	--
	DETENTION CAMP 13.	N	--	--	--	N	--	--	--
	DETENTION CAMP 14.	N	--	--	--	N	--	--	--
	BURBANK CITY JAIL.	N	--	--	--	Y	8	--	--
	CULVER CITY CITY JAIL.	N	--	--	--	N	--	--	--
	GLENDALE CITY JAIL.	Y	6	6	--	Y	9	9	--
	LONG BEACH CITY JAIL.	N	--	--	--	Y	20	17	3
	PASADENA CITY JAIL.	Y	1	1	--	Y	5	5	--
	POMONA CITY JAIL.	N	--	--	--	N	--	--	--
	SIGNAL HILL CITY JAIL.	N	--	--	--	Y	--	--	--
	TORRANCE CITY JAIL.	N	--	--	--	N	--	--	--
MADERA COUNTY	COUNTY JAIL.	Y	13	12	1	Y	21	20	1
MARIN COUNTY	COUNTY JAIL.	N	--	--	--	Y	3	2	1
MARIPOSA COUNTY	COUNTY JAIL.	Y	--	--	--	Y	1	1	--
MENDOCINO COUNTY	COUNTY JAIL.	Y	5	4	1	Y	11	11	--
	MAXIMUM SECURITY COUNTY JAIL	N	--	--	--	N	--	--	--
	UKIAH CITY JAIL.	N	--	--	--	N	--	--	--
MERCED COUNTY	COUNTY REHABILITATION CTR.	Y	12	12	--	Y	8	8	--
LOS BANOS CITY	COUNTY JAIL.	N	--	--	--	N	--	--	--
MODOC COUNTY	COUNTY JAIL.	N	--	--	--	N	--	--	--
MONO COUNTY	COUNTY JAIL.	N	--	--	--	Y	1	1	--
MONTEREY COUNTY	COUNTY JAIL.	Y	24	22	2	Y	26	24	2
NAPA COUNTY	DEPT. OF CORRECTIONS	Y	3	3	--	N	--	--	--
NEVADA COUNTY	COUNTY JAIL.	Y	5	5	--	Y	9	6	3
ORANGE COUNTY	COUNTY JAIL.	Y	2	--	2	Y	81	60	21
	THEO LACY FACILITY	Y	59	59	--	Y	150	150	--
	J.A. MUSICK FACILITY	N	--	--	--	N	--	--	--
	ANAHEIM CITY JAIL.	N	--	--	--	N	--	--	--
	COSTA MESA CITY JAIL.	N	--	--	--	Y	1	1	--
	NEWPORT BEACH CITY JAIL.	N	--	--	--	N	--	--	--
	SAN CLEMENTE CITY JAIL.	N	--	--	--	Y	1	1	--

See footnotes at end of table.

Table 5. Institutional programs, by county, by local jail within county—Continued

Name of county	Name of jail	Work-release programs			Weekend sentence programs				
		Does the facility have a work release program (Y=Yes, N=No)	Number of inmates that participate ¹		Does the facility have a weekend sentence program (Y=Yes, N=No)	Number of inmates that are usually serving a weekend sentence			
			Total	Males		Females	Total	Males	Females
CALIFORNIA--CONTINUED									
PLACER COUNTY	COUNTY JAIL.	N	--	--	--	Y	6	6	--
	COUNTY MINIMUM SECURITY JAIL	N	--	--	--	N	--	--	--
PLUMAS COUNTY	COUNTY JAIL.	Y	1	1	--	Y	--	--	--
RIVERSIDE COUNTY	COUNTY HONOR CAMP.	Y	2	2	--	Y	47	47	--
	COUNTY JAIL (RIVERSIDE).	Y	--	--	--	Y	12	11	1
	COUNTY JAIL (INDIO).	Y	--	--	--	Y	10	10	--
	COUNTY JAIL (BLYTHE).	N	--	--	--	Y	1	1	--
	HEMET CITY JAIL.	N	--	--	--	N	--	--	--
	PERRIS CITY JAIL.	N	--	--	--	N	--	--	--
SACRAMENTO COUNTY	COUNTY MAIN JAIL.	N	--	--	--	N	--	--	--
	RIO COSUMNES CORRECTION CTR.	Y	31	29	2	Y	147	135	12
SAN BENITO COUNTY	COUNTY JAIL.	N	--	--	--	Y	7	7	--
SAN BERNARDINO COUNTY	COUNTY JAIL.	N	--	--	--	Y	10	--	10
	GLEN HELEN REHAB CENTER.	N	--	--	--	Y	100	100	--
SAN DIEGO COUNTY	COUNTY WORK FURLOUGH CENTER.	Y	60	60	--	Y	18	18	--
	BARRETT HONOR CAMP	N	--	--	--	N	--	--	--
	CAMP DESCANSO.	N	--	--	--	N	--	--	--
	CAMP MORENA.	N	--	--	--	N	--	--	--
	LA CIMA CONSV. HONOR CAMP.	N	--	--	--	N	--	--	--
	VIJEAS CAMP.	N	--	--	--	N	--	--	--
	WEST FOLK HONOR CAMP	N	--	--	--	N	--	--	--
	COUNTY JAIL.	N	--	--	--	Y	18	15	3
	LAS COLINAS WOMENS DET. FAC.	Y	8	--	8	Y	2	--	2
SAN FRANCISCO CITY	CITY JAIL (HALL OF JUSTICE).	Y	5	--	5	N	--	--	--
	COUNTY JAIL, 1 AND 2	N	--	--	--	Y	18	17	1
	COUNTY JAIL, 3 AND 4	N	--	--	--	N	--	--	--
	COUNTY JAIL, 5	Y	35	35	--	N	--	--	--
SAN JOAQUIN COUNTY	COUNTY JAIL--WOMEN'S UNIT.	N	--	--	--	N	--	--	--
	COUNTY JAIL--WOMEN'S UNIT.	Y	1	--	1	Y	7	--	7
	COUNTY HONOR FARM.	Y	24	24	--	Y	109	109	--
SAN LUIS OBISPO COUNTY	COUNTY JAIL.	N	--	--	--	N	--	--	--
SAN MATEO COUNTY	COUNTY MAIN JAIL.	N	--	--	--	Y	30	30	--
	SHERIFFS HONOR CAMP NO. 1.	N	--	--	--	N	--	--	--
	COUNTY WORK FURLOUGH FACILITY	Y	65	65	--	N	--	--	--
SANTA BARBARA COUNTY	COUNTY DETENTION FACILITY.	Y	31	28	3	Y	77	70	7
	COUNTY HONOR FARM.	Y	--	--	--	Y	10	10	--
	LOMPOC CITY JAIL.	N	--	--	--	Y	1	1	--
SANTA CLARA COUNTY	COUNTY MAIN JAIL.	N	--	--	--	N	--	--	--
	COUNTY JAIL (MILPITAS).	N	--	--	--	N	--	--	--
	COUNTY JAIL (PALO ALTO).	N	--	--	--	N	--	--	--
	WOMENS DETENTION FACILITY.	Y	5	--	5	Y	12	--	12
	CO. JAIL--MINIMUM SECURITY	Y	209	209	--	Y	160	160	--
SANTA CRUZ COUNTY	COUNTY JAIL.	N	--	--	--	Y	23	23	--
	REHABILITATION FACILITY.	Y	37	37	--	Y	18	18	--
SHASTA COUNTY	COUNTY JAIL.	N	--	--	--	Y	22	20	2
	COUNTY REHABILITATION CENTER	N	--	--	--	N	--	--	--
SIERRA COUNTY	COUNTY JAIL.	Y	--	--	--	Y	2	1	1
SISKIYOU COUNTY	COUNTY JAIL.	N	--	--	--	Y	2	2	--
SOLANO COUNTY	COUNTY JAIL (FAIRFIELD).	N	--	--	--	N	--	--	--
	COUNTY JAIL (VALLEJO).	N	--	--	--	N	--	--	--
	COUNTY REHABILITATION CENTER	Y	25	22	3	Y	28	24	4
SONOMA COUNTY	COUNTY JAIL.	Y	--	--	--	Y	19	17	2
	COUNTY MINIMUM SECURITY JAIL	Y	18	18	--	Y	4	4	--
STANISLAUS COUNTY	COUNTY JAIL.	Y	4	2	2	Y	22	12	10
	COUNTY HONOR FARM.	Y	41	41	--	Y	55	55	--
SUTTER COUNTY	COUNTY JAIL.	Y	3	3	--	Y	10	9	1
TEHAMA COUNTY	COUNTY JAIL.	Y	6	6	--	Y	4	2	2
TRINITY COUNTY	COUNTY JAIL.	N	--	--	--	Y	2	2	--
TULARE COUNTY	COUNTY JAIL.	Y	3	--	3	Y	7	5	2
	COUNTY CORRECTIONAL CENTER	Y	33	33	--	Y	36	36	--
TUOLUMNE COUNTY	COUNTY JAIL.	Y	1	1	--	Y	2	2	--
VENTURA COUNTY	COUNTY JAIL.	Y	116	103	13	Y	23	20	3
	COUNTY HONOR FARM.	N	--	--	--	N	--	--	--
	COUNTY BRANCH JAIL	N	--	--	--	N	--	--	--
	PORT HUENEME CITY JAIL	N	--	--	--	N	--	--	--
YOLO COUNTY	COUNTY JAIL.	Y	12	12	--	Y	20	20	--
	COUNTY PRISON FARM	Y	12	12	--	Y	20	20	--
YUBA COUNTY	COUNTY JAIL.	N	--	--	--	Y	10	8	2
STATE TOTAL		N 77 Y 58	1 485	1 404	81	N 52 Y 83	2 391	2 189	202

See footnotes at end of table.

Table 5. Institutional programs, by county, by local jail within county—Continued

Name of county	Name of jail	Work-release programs			Weekend sentence programs			
		Does the facility have a work release program (Y=Yes, N=No)	Number of inmates that participate ¹		Does the facility have a weekend sentence program (Y=Yes, N=No)	Number of inmates that are usually serving a weekend sentence		
			Total	Males		Females	Total	Males
COLORADO (61 JAILS)								
ADAMS COUNTY	COUNTY JAIL.	N	-	-	Y	18	18	-
ALAMOSA COUNTY	COUNTY JAIL.	Y	-	-	Y	2	2	-
	ALAMOSA CITY JAIL.	N	-	-	N	-	-	-
ARAPAHOE COUNTY	COUNTY JAIL.	N	-	-	Y	9	8	1
ARCHULETA COUNTY	COUNTY JAIL.	N	-	-	N	-	-	-
BACA COUNTY	COUNTY JAIL.	Y	-	-	Y	1	1	-
BENT COUNTY	COUNTY JAIL.	Y	-	-	Y	-	-	-
BOULDER COUNTY	COUNTY JAIL.	Y	8	8	Y	1	1	-
	LONGMONT CITY JAIL.	Y	-	-	N	-	-	-
CHAFFEE COUNTY	COUNTY JAIL.	N	-	-	Y	2	2	-
CHEYENNE COUNTY	COUNTY JAIL.	Y	-	-	Y	-	-	-
CLEAR CREEK COUNTY	COUNTY JAIL.	N	-	-	Y	2	2	-
CONEJOS COUNTY	COUNTY JAIL.	Y	-	-	Y	-	-	-
COSTILLA COUNTY	COUNTY JAIL.	N	-	-	N	-	-	-
CROWLEY COUNTY	COUNTY JAIL.	N	-	-	Y	-	-	-
DELTA COUNTY	COUNTY JAIL.	Y	3	3	Y	3	3	-
DENVER CITY-COUNTY	DENVER CITY JAIL.	N	-	-	Y	5	5	-
	COUNTY JAIL.	Y	49	48	Y	15	15	-
DOUGLAS COUNTY	COUNTY JAIL.	N	-	-	Y	2	2	-
EAGLE COUNTY	COUNTY JAIL.	N	-	-	N	-	-	-
ELBERT COUNTY	COUNTY JAIL.	N	-	-	N	-	-	-
EL PASO COUNTY	COUNTY JAIL.	Y	25	25	Y	31	30	1
FREMONT COUNTY	COUNTY JAIL.	Y	-	-	Y	1	1	-
GARFIELD COUNTY	COUNTY JAIL.	Y	2	2	Y	3	3	-
GILPIN COUNTY	COUNTY JAIL.	N	-	-	Y	1	1	-
GRAND COUNTY	COUNTY JAIL.	Y	-	-	Y	2	2	-
GUNNISON COUNTY	COUNTY JAIL.	Y	-	-	Y	3	3	-
HUERFANO COUNTY	COUNTY JAIL.	Y	-	-	N	-	-	-
JEFFERSON COUNTY	COUNTY JAIL.	N	-	-	Y	5	5	-
KIOWA COUNTY	COUNTY JAIL.	Y	-	-	N	-	-	-
KIT CARSON COUNTY	COUNTY JAIL.	Y	-	-	Y	1	1	-
LAKE COUNTY	COUNTY JAIL.	N	-	-	Y	1	1	-
LA PLATA COUNTY	COUNTY JAIL.	Y	1	1	Y	2	2	-
LARIMER COUNTY	COUNTY JAIL.	Y	1	1	Y	13	12	1
LAS ANIMAS COUNTY	COUNTY JAIL.	Y	2	2	Y	2	2	-
LINCOLN COUNTY	COUNTY JAIL.	Y	-	-	N	-	-	-
LOGAN COUNTY	COUNTY JAIL.	Y	-	-	Y	-	-	-
MESA COUNTY	COUNTY JAIL.	Y	14	14	Y	6	6	-
MOFFAT COUNTY	COUNTY JAIL.	Y	1	1	Y	2	2	-
MONTEZUMA COUNTY	COUNTY JAIL.	Y	-	-	Y	4	4	-
MONTROSE COUNTY	COUNTY JAIL.	Y	-	-	Y	2	2	-
MORGAN COUNTY	COUNTY JAIL.	Y	3	2	Y	2	1	1
	BRUSH CITY JAIL.	Y	-	-	N	-	-	-
	FORT MORGAN CITY JAIL.	N	-	-	N	-	-	-
OTERO COUNTY	COUNTY JAIL.	Y	-	-	Y	3	3	-
PHILLIPS COUNTY	COUNTY JAIL.	N	-	-	N	-	-	-
PITKIN COUNTY	COUNTY JAIL.	Y	2	2	N	-	-	-
PROWERS COUNTY	COUNTY JAIL.	N	-	-	Y	1	1	-
PUEBLO COUNTY	COUNTY JAIL.	Y	15	15	Y	4	4	-
	PUEBLO CITY JAIL.	N	-	-	N	-	-	-
RIO BLANCO COUNTY	COUNTY JAIL.	Y	-	-	Y	1	1	-

See footnotes at end of table.

Table 5. Institutional programs, by county, by local jail within county—Continued

Name of county	Name of jail	Work-release programs			Weekend sentence programs			
		Does the facility have a work release program (Y=Yes, N=No)	Number of inmates that participate ¹		Does the facility have a weekend sentence program (Y=Yes, N=No)	Number of inmates that are usually serving a weekend sentence		
			Total	Males		Females	Total	Males
COLORADO--CONTINUED								
RIO GRANDE COUNTY	COUNTY JAIL.	Y	-	-	Y	-	-	
	MONTE VISTA CITY JAIL.	Y	1	1	Y	-	-	
ROUTT COUNTY	COUNTY JAIL.	Y	-	-	Y	-	-	
SAGUACHE COUNTY	COUNTY JAIL.	N	-	-	Y	2	2	
SEDGWICK COUNTY	COUNTY JAIL.	Y	-	-	Y	-	-	
SUMMIT COUNTY	COUNTY JAIL.	Y	1	1	Y	2	2	
TELLER COUNTY	COUNTY JAIL.	N	-	-	Y	1	1	
WASHINGTON COUNTY	COUNTY JAIL.	N	-	-	Y	-	-	
WELD COUNTY	COUNTY JAIL.	Y	14	14	Y	18	18	
YUMA COUNTY	COUNTY JAIL.	Y	-	-	Y	-	-	
STATE TOTAL		N 22 Y 39	142	140	N 14 Y 47	173	169	4

See footnotes at end of table.

Table 5. Institutional programs, by county, by local jail within county—Continued

Name of county	Name of jail	Work-release programs			Weekend sentence programs				
		Does the facility have a work release program (Y=Yes, N=No)	Number of inmates that participate ¹		Does the facility have a weekend sentence program (Y=Yes, N=No)	Number of inmates that are usually serving a weekend sentence			
			Total	Males		Females	Total	Males	Females
IDAHO (45 JAILS)									
ADA COUNTY	COUNTY JAIL.	Y	17	17	-	Y	7	5	2
ADAMS COUNTY	COUNTY JAIL.	Y	1	1	-	Y	2	2	-
BANNOCK COUNTY	COUNTY JAIL.	Y	3	3	-	Y	3	3	-
BEAR LAKE COUNTY	MONTPELIER CITY JAIL.	N	-	-	-	Y	1	1	-
BENEWAH COUNTY	COUNTY JAIL.	Y	2	2	-	Y	1	1	-
BINGHAM COUNTY	COUNTY JAIL.	Y	1	1	-	Y	1	1	-
BLAINE COUNTY	COUNTY JAIL.	Y	2	2	-	Y	1	1	-
BOISE COUNTY	COUNTY JAIL.	Y	-	-	-	Y	1	1	-
BONNER COUNTY	COUNTY JAIL.	Y	-	-	-	Y	2	2	-
BONNEVILLE COUNTY	COUNTY JAIL.	Y	4	4	-	Y	4	3	1
BOUNDARY COUNTY	COUNTY JAIL.	Y	1	1	-	Y	1	1	-
BUTTE COUNTY	COUNTY JAIL.	Y	-	-	-	Y	1	1	-
CANYON COUNTY	COUNTY JAIL.	Y	6	6	-	Y	8	5	3
	NAMPA CITY JAIL.	Y	1	-	1	Y	2	2	-
CARIBOU COUNTY	COUNTY JAIL.	Y	1	1	-	Y	2	2	-
CASSIA COUNTY	COUNTY JAIL.	Y	2	2	-	Y	4	4	-
CLARK COUNTY	COUNTY JAIL.	Y	-	-	-	N	-	-	-
CLEARWATER COUNTY	COUNTY JAIL.	Y	1	1	-	Y	1	1	-
CUSTER COUNTY	COUNTY JAIL.	N	-	-	-	Y	2	1	1
ELMORE COUNTY	COUNTY JAIL.	Y	-	-	-	Y	2	2	-
FRANKLIN COUNTY	COUNTY JAIL.	N	-	-	-	-	2	2	-
FREMONT COUNTY	COUNTY JAIL.	Y	-	-	-	Y	2	2	-
GEM COUNTY	COUNTY JAIL.	Y	2	2	-	Y	3	3	-
GOODING COUNTY	COUNTY JAIL.	Y	1	1	-	Y	4	4	-
IDAHO COUNTY	COUNTY JAIL.	Y	-	-	-	Y	2	2	-
JEFFERSON COUNTY	COUNTY JAIL.	Y	1	1	-	Y	1	1	-
JEROME COUNTY	COUNTY JAIL.	Y	-	-	-	Y	2	2	-
KOOTENAI COUNTY	COUNTY JAIL.	Y	4	4	-	Y	1	1	-
LATAH COUNTY	COUNTY JAIL.	Y	-	-	-	Y	6	6	-
LEMHI COUNTY	COUNTY JAIL.	Y	-	-	-	Y	1	1	-
LEWIS COUNTY	COUNTY JAIL.	N	-	-	-	N	-	-	-
LINCOLN COUNTY	COUNTY JAIL.	N	-	-	-	N	-	-	-
MADISON COUNTY	COUNTY JAIL.	Y	2	1	1	Y	2	2	-
MINIDOKA COUNTY	COUNTY JAIL.	Y	-	-	-	Y	2	2	-
NEZ PERCE COUNTY	COUNTY JAIL.	Y	5	4	1	Y	4	3	1
ONEIDA COUNTY	COUNTY JAIL.	Y	-	-	-	Y	-	-	-
OWYHEE COUNTY	COUNTY JAIL.	N	-	-	-	Y	-	-	-
PAYETTE COUNTY	COUNTY JAIL.	Y	1	1	-	Y	1	1	-
POWER COUNTY	COUNTY JAIL.	Y	-	-	-	N	-	-	-
SHOSHONE COUNTY	COUNTY JAIL.	Y	1	1	-	Y	2	2	-
TETON COUNTY	COUNTY JAIL.	N	-	-	-	N	-	-	-
TWIN FALLS COUNTY	COUNTY JAIL.	N	-	-	-	Y	1	1	-
	BUHL CITY JAIL.	N	-	-	-	N	-	-	-
VALLEY COUNTY	COUNTY JAIL.	Y	1	1	-	N	-	-	-
WASHINGTON COUNTY	COUNTY JAIL.	Y	1	1	-	Y	1	1	-
STATE TOTAL		N 9 Y 36	62	59	3	N 7 Y 38	83	75	8

See footnotes at end of table.

Table 5. Institutional programs, by county, by local jail within county—Continued

Name of county	Name of jail	Work-release programs			Weekend sentence programs				
		Does the facility have a work release program (Y=Yes, N=No)	Number of inmates that participate ¹		Does the facility have a weekend sentence program (Y=Yes, N=No)	Number of inmates that are usually serving a weekend sentence			
			Total	Males		Females	Total	Males	Females
MONTANA (58 JAILS)									
BEAVERHEAD COUNTY	COUNTY JAIL.	N	-	-	-	N	-	-	-
BIG HORN COUNTY	COUNTY JAIL.	Y	-	-	-	Y	2	2	-
BLAINE COUNTY	COUNTY JAIL.	N	-	-	-	N	-	-	-
	HARLEM CITY JAIL.	N	-	-	-	N	-	-	-
BROADWATER COUNTY	COUNTY JAIL.	Y	-	-	-	Y	-	-	-
CARBON COUNTY	COUNTY JAIL.	Y	-	-	-	Y	-	-	-
CASCADE COUNTY	COUNTY JAIL.	Y	6	6	-	N	-	-	-
	GREAT FALLS CITY JAIL.	Y	-	-	-	Y	1	1	-
CHOUTEAU COUNTY	COUNTY JAIL.	N	-	-	-	N	-	-	-
CUSTER COUNTY	COUNTY JAIL.	Y	-	-	-	Y	-	-	-
DANIELS COUNTY	COUNTY JAIL.	Y	-	-	-	Y	-	-	-
DAWSON COUNTY	COUNTY JAIL.	Y	1	1	-	Y	1	1	-
DEER LODGE COUNTY	COUNTY JAIL.	Y	-	-	-	N	-	-	-
FALLON COUNTY	COUNTY JAIL.	N	-	-	-	Y	2	2	-
FERGUS COUNTY	COUNTY JAIL.	Y	-	-	-	Y	-	-	-
FLATHEAD COUNTY	COUNTY JAIL.	N	-	-	-	Y	4	4	-
GALLATIN COUNTY	COUNTY JAIL.	Y	1	1	-	Y	1	1	-
	BOZEMAN CITY JAIL.	N	-	-	-	N	-	-	-
GARFIELD COUNTY	COUNTY JAIL.	N	-	-	-	N	-	-	-
GLACIER COUNTY	COUNTY JAIL.	N	-	-	-	N	-	-	-
	CUT BANK CITY JAIL.	N	-	-	-	N	-	-	-
GRANITE COUNTY	COUNTY JAIL.	N	-	-	-	N	-	-	-
HILL COUNTY	COUNTY JAIL.	Y	2	2	-	Y	1	1	-
	HAVRE CITY JAIL.	Y	-	-	-	Y	1	1	-
JUDITH BASIN COUNTY	COUNTY JAIL.	N	-	-	-	N	-	-	-
LAKE COUNTY	COUNTY JAIL.	Y	-	-	-	Y	6	6	-
LEWIS AND CLARK COUNTY	COUNTY JAIL.	N	-	-	-	Y	14	12	2
	HELENA CITY JAIL.	Y	1	1	-	Y	1	1	-
LIBERTY COUNTY	COUNTY JAIL.	N	-	-	-	N	-	-	-
LINCOLN COUNTY	COUNTY JAIL.	N	-	-	-	N	-	-	-
	LIBBY CITY JAIL.	Y	-	-	-	Y	-	-	-
MADISON COUNTY	COUNTY JAIL.	N	-	-	-	Y	2	2	-
MEAGHER COUNTY	COUNTY JAIL.	N	-	-	-	N	-	-	-
MINERAL COUNTY	COUNTY JAIL.	N	-	-	-	N	-	-	-
MISSOULA COUNTY	COUNTY JAIL.	Y	-	-	-	Y	3	3	-
MUSSELSHELL COUNTY	COUNTY JAIL.	Y	1	1	-	Y	1	1	-
PARK COUNTY	COUNTY JAIL.	Y	-	-	-	Y	-	-	-
PHILLIPS COUNTY	COUNTY JAIL.	N	-	-	-	N	-	-	-
PONDERA COUNTY	COUNTY JAIL.	Y	-	-	-	Y	-	-	-
POWDER RIVER COUNTY	COUNTY JAIL.	N	-	-	-	Y	-	-	-
POWELL COUNTY	COUNTY JAIL.	Y	1	1	-	Y	-	-	-
PRAIRIE COUNTY	COUNTY JAIL.	N	-	-	-	N	-	-	-
RAVALLI COUNTY	COUNTY JAIL.	Y	-	-	-	Y	1	1	-
RICHLAND COUNTY	COUNTY JAIL.	N	-	-	-	N	-	-	-
ROOSEVELT COUNTY	COUNTY JAIL.	Y	1	-	1	Y	-	-	-
ROSEBUD COUNTY	COUNTY JAIL.	N	-	-	-	N	-	-	-
SANDERS COUNTY	COUNTY JAIL.	Y	-	-	-	Y	1	1	-
SHERIDAN COUNTY	COUNTY JAIL.	N	-	-	-	N	-	-	-
SILVER BOW COUNTY	COUNTY JAIL.	N	-	-	-	Y	1	1	-
STILLWATER COUNTY	COUNTY JAIL.	N	-	-	-	N	-	-	-
TETON COUNTY	COUNTY JAIL.	N	-	-	-	N	-	-	-

See footnotes at end of table.

Table 5. Institutional programs, by county, by local jail within county—Continued

Name of county	Name of jail	Work-release programs			Weekend sentence programs			
		Does the facility have a work release program (Y=Yes, N=No)	Number of inmates that participate ¹		Does the facility have a weekend sentence program (Y=Yes, N=No)	Number of inmates that are usually serving a weekend sentence		
			Total	Males		Females	Total	Males
MONTANA—CONTINUED								
TOOLE COUNTY	COUNTY JAIL.	Y	-	-	-	Y	-	-
TREASURE COUNTY	COUNTY JAIL.	N	-	-	-	N	-	-
VALLEY COUNTY	COUNTY JAIL.	Y	2	2	-	Y	-	-
WHEATLAND COUNTY	COUNTY JAIL.	N	-	-	-	N	-	-
WIBAUX COUNTY	COUNTY JAIL.	N	-	-	-	N	-	-
YELLOWSTONE COUNTY	COUNTY JAIL.	Y	2	2	-	Y	-	-
	BILLINGS CITY JAIL.	N	-	-	-	N	-	-
STATE TOTAL		N 32 Y 26	18	17	1	N 27 Y 31	65	61 4

See footnotes at end of table.

Table 5. Institutional programs, by county, by local jail within county—Continued

Name of county	Name of jail	Work-release programs			Weekend sentence programs			
		Does the facility have a work release program (Y=Yes, N=No)	Number of inmates that participate ¹		Does the facility have a weekend sentence program (Y=Yes, N=No)	Number of inmates that are usually serving a weekend sentence		
			Total	Males		Females	Total	Males
NEVADA (22 JAILS)								
CHURCHILL COUNTY	COUNTY JAIL.	N	-	-	-	Y	-	-
	FALLON CITY JAIL.	N	-	-	-	N	-	-
CLARK COUNTY	COUNTY JAIL.	N	-	-	-	N	-	-
	COUNTY JAIL ANNEX.	N	-	-	-	N	-	-
	COUNTY REHABILITATION FARM	N	-	-	-	Y	-	-
	HENDERSON CITY JAIL.	N	-	-	-	Y	-	-
	LAS VEGAS CITY JAIL.	Y	-	-	-	Y	-	-
DOUGLAS COUNTY	COUNTY JAIL.	N	-	-	-	Y	-	-
ELKO COUNTY	COUNTY JAIL.	N	-	-	-	Y	-	-
EUREKA COUNTY	COUNTY JAIL.	N	-	-	-	N	-	-
HUMBOLDT COUNTY	COUNTY JAIL.	N	-	-	-	N	-	-
LANDER COUNTY	AUSTIN JAIL.	Y	-	-	-	Y	-	-
LYON COUNTY	COUNTY JAIL.	N	-	-	-	Y	-	-
MINERAL COUNTY	HAWTHORNE TOWN JAIL.	N	-	-	-	Y	-	-
NYE COUNTY	COUNTY JAIL (TONOPAH).	N	-	-	-	Y	-	-
	COUNTY JAIL (BEATTY)	Y	1	1	-	Y	-	-
ORMSBY COUNTY	CARSON CITY JAIL.	N	-	-	-	N	-	-
PERSHING COUNTY	COUNTY JAIL.	N	-	-	-	Y	-	-
WASHOE COUNTY	COUNTY JAIL.	N	-	-	-	Y	-	-
	RENO CITY JAIL.	N	-	-	-	Y	-	-
	SPARKS CITY JAIL.	Y	2	2	-	Y	-	-
WHITE PINE COUNTY	COUNTY JAIL.	N	-	-	-	Y	-	-
STATE TOTAL		N 18 Y 4	3	3	-	N 7 Y 15	26	25 1

See footnotes at end of table.

Table 5. Institutional programs, by county, by local jail within county—Continued

Name of county	Name of jail	Work-release programs			Weekend sentence programs				
		Does the facility have a work release program (Y=Yes, N=No)	Number of inmates that participate ¹		Does the facility have a weekend sentence program (Y=Yes, N=No)	Number of inmates that are usually serving a weekend sentence			
			Total	Males		Females	Total	Males	Females
NEW MEXICO (38 JAILS)									
BERNALILLO COUNTY	COUNTY JAIL.	N	-	-	-	N	-	-	
	MONTESA PARK DETENTION CTR.	Y	10	10	-	Y	20	20	
CATRON COUNTY	COUNTY JAIL.	Y	-	-	-	Y	-	-	
CHAVES COUNTY	COUNTY JAIL.	N	-	-	-	Y	3	3	
COLFAX COUNTY	COUNTY JAIL.	N	-	-	-	Y	1	1	
CURRY COUNTY	COUNTY JAIL.	N	-	-	-	N	-	-	
	CLOVIS CITY JAIL.	Y	-	-	-	N	-	-	
DE BACA COUNTY	COUNTY JAIL.	N	-	-	-	N	-	-	
DOÑA ANA COUNTY	COUNTY JAIL.	Y	2	2	-	Y	2	2	
EDDY COUNTY	COUNTY JAIL.	Y	3	3	-	Y	4	4	
	ARTESIA CITY JAIL.	Y	5	5	-	N	-	-	
GRANT COUNTY	COUNTY JAIL.	Y	1	1	-	N	-	-	
GUADALUPE COUNTY	COUNTY JAIL.	N	-	-	-	Y	-	-	
HIDALGO COUNTY	COUNTY JAIL.	Y	1	1	-	N	-	-	
LEA COUNTY	COUNTY JAIL.	N	-	-	-	Y	5	5	
	EUNICE CITY JAIL.	N	-	-	-	N	-	-	
	HOBBS CITY JAIL.	N	-	-	-	N	-	-	
LINCOLN COUNTY	COUNTY JAIL.	N	-	-	-	Y	1	1	
LOS ALAMOS COUNTY	COUNTY JAIL.	Y	-	-	-	Y	1	1	
MCKINLEY COUNTY	GALLUP CITY JAIL.	Y	2	1	1	Y	10	10	
MORA COUNTY	COUNTY JAIL.	N	-	-	-	N	-	-	
OTERO COUNTY	COUNTY JAIL.	Y	1	1	-	Y	1	1	
	TULAROSA CITY JAIL.	N	-	-	-	Y	1	1	
QUAY COUNTY	COUNTY JAIL.	N	-	-	-	Y	-	-	
RIO ARriba COUNTY	COUNTY JAIL.	N	-	-	-	Y	1	1	
ROOSEVELT COUNTY	COUNTY JAIL.	N	-	-	-	N	-	-	
SANDOVAL COUNTY	COUNTY JAIL.	N	-	-	-	Y	7	6	
SAN JUAN COUNTY	COUNTY JAIL.	Y	-	-	-	Y	1	1	
	FARMINGTON CITY JAIL.	Y	1	1	-	Y	1	1	
SAN MIGUEL COUNTY	COUNTY JAIL.	N	-	-	-	N	-	-	
SANTA FE COUNTY	SANTA FE CITY JAIL.	Y	3	3	-	Y	3	3	
SIERRA COUNTY	COUNTY JAIL.	N	-	-	-	N	-	-	
SOCORRO COUNTY	COUNTY JAIL.	Y	-	-	-	Y	3	3	
TAOS COUNTY	COUNTY JAIL.	N	-	-	-	Y	-	-	
TORRANCE COUNTY	COUNTY JAIL.	Y	1	1	-	N	-	-	
UNION COUNTY	CLAYTON CITY JAIL.	Y	-	-	-	Y	1	1	
VALENCIA COUNTY	COUNTY JAIL.	N	-	-	-	N	-	-	
	GRANTS CITY JAIL.	N	-	-	-	Y	5	4	
STATE TOTAL	N 21 Y 17	30	29	1	N 15 Y 23	71	69	2

See footnotes at end of table.

Table 5. Institutional programs, by county, by local jail within county—Continued

Name of county	Name of jail	Work-release programs			Weekend sentence programs				
		Does the facility have a work release program (Y=Yes, N=No)	Number of inmates that participate ¹		Does the facility have a weekend sentence program (Y=Yes, N=No)	Number of inmates that are usually serving a weekend sentence			
			Total	Males		Females	Total	Males	Females
OREGON (48 JAILS)									
BAKER COUNTY	COUNTY JAIL.	N	-	-	-	Y	4	4	-
BENTON COUNTY	COUNTY JAIL.	Y	4	4	-	Y	4	4	-
CLACKAMAS COUNTY	COUNTY JAIL.	Y	3	2	1	Y	12	10	2
CLATSOP COUNTY	COUNTY JAIL.	Y	2	2	-	Y	4	4	-
	SEASIDE CITY JAIL.	N	-	-	-	N	-	-	-
COLUMBIA COUNTY	COUNTY JAIL.	N	-	-	-	Y	2	2	-
COOS COUNTY	COUNTY JAIL.	N	-	-	-	Y	8	8	-
	COUNTY HOLDING FACILITY.	N	-	-	-	Y	4	4	-
	BANDON CITY JAIL.	N	-	-	-	Y	-	-	-
CROOK COUNTY	PRINEVILLE CITY JAIL.	Y	3	3	-	Y	1	1	-
CURRY COUNTY	COUNTY JAIL.	Y	8	8	-	Y	2	2	-
	BROOKINGS CITY JAIL.	Y	-	-	-	Y	3	3	-
DESCHUTES COUNTY	COUNTY JAIL.	Y	5	4	1	Y	4	3	1
	BEND CITY JAIL.	Y	-	-	-	Y	3	3	-
DOUGLAS COUNTY	COUNTY JAIL.	Y	9	9	-	Y	7	6	1
	REEDSPORT CITY JAIL.	Y	1	1	-	Y	1	1	-
	ROSEBURG CITY JAIL.	N	-	-	-	N	-	-	-
GRANT COUNTY	COUNTY JAIL.	N	-	-	-	Y	1	1	-
HARNEY COUNTY	COUNTY JAIL.	N	-	-	-	Y	2	2	-
HOOD RIVER COUNTY	COUNTY JAIL.	Y	-	-	-	Y	10	10	-
JACKSON COUNTY	COUNTY JAIL.	Y	10	9	1	Y	16	14	2
JEFFERSON COUNTY	COUNTY JAIL.	Y	3	3	-	Y	2	2	-
JOSEPHINE COUNTY	COUNTY JAIL.	Y	7	7	-	Y	4	4	-
KLAMATH COUNTY	COUNTY JAIL.	Y	10	10	-	Y	5	5	-
LAKE COUNTY	COUNTY JAIL.	Y	1	1	-	Y	2	1	1
LANE COUNTY	COUNTY JAIL.	Y	10	10	-	Y	14	12	2
	COTTAGE GROVE CITY JAIL.	N	-	-	-	N	-	-	-
	OAKRIDGE CITY JAIL.	N	-	-	-	N	-	-	-
	SPRINGFIELD CITY JAIL.	N	-	-	-	Y	1	1	-
LINCOLN COUNTY	COUNTY JAIL.	Y	2	2	-	Y	6	5	1
LINN COUNTY	COUNTY JAIL.	N	-	-	-	Y	4	4	-
	ALBANY CITY JAIL.	N	-	-	-	Y	2	1	1
	LEBANON CITY JAIL.	N	-	-	-	Y	1	1	-
MALHEUR COUNTY	COUNTY JAIL.	Y	1	1	-	Y	2	2	-
MARION COUNTY	COUNTY JAIL.	Y	6	6	-	Y	13	12	1
	SALEM CITY JAIL.	Y	1	1	-	Y	2	2	-
MULTNOMAH COUNTY	COUNTY CORRECTIONAL INST.	Y	129	129	-	Y	20	20	-
	ROCKY BUTTE JAIL.	N	-	-	-	N	4	-	4
	CLAIRE ARGOW WOMEN'S CTR.	Y	1	-	1	Y	-	-	-
POLK COUNTY	COUNTY JAIL.	Y	1	1	-	Y	3	3	-
TILLAMOOK COUNTY	COUNTY JAIL.	Y	-	-	-	Y	4	4	-
UMATILLA COUNTY	COUNTY JAIL.	Y	-	-	-	Y	6	5	1
	HERMISTON CITY JAIL.	Y	-	-	-	Y	1	1	-
UNION COUNTY	COUNTY JAIL.	Y	-	-	-	Y	1	1	-
WALLOWA COUNTY	COUNTY JAIL.	Y	-	-	-	N	-	-	-
WASCO COUNTY	COUNTY JAIL.	Y	1	1	-	Y	3	3	-
WASHINGTON COUNTY	COUNTY JAIL.	Y	17	17	-	Y	10	10	-
YAMHILL COUNTY	COUNTY JAIL.	Y	7	7	-	Y	5	5	-
STATE TOTAL	N 16 Y 32	242	238	4	N 6 Y 42	203	186	17

See footnotes at end of table.

Table 5. Institutional programs, by county, by local jail within county—Continued

Name of county	Name of jail	Work-release programs			Weekend sentence programs				
		Does the facility have a work release program (Y=Yes, N=No)	Number of inmates that participate ¹		Does the facility have a weekend sentence program (Y=Yes, N=No)	Number of inmates that are usually serving a weekend sentence			
			Total	Males		Females	Total	Males	Females
UTAH (24 JAILS)									
BEAVER COUNTY	COUNTY JAIL.	Y	-	-	-	N	-	-	-
BOX ELDER COUNTY	COUNTY JAIL.	N	-	-	-	Y	4	4	-
CACHE COUNTY	COUNTY JAIL.	Y	1	1	-	Y	12	11	1
CARBON COUNTY	COUNTY JAIL.	Y	-	-	-	Y	4	4	-
DAVIS COUNTY	COUNTY JAIL.	Y	4	4	-	Y	-	-	-
DUCHESNE COUNTY	COUNTY JAIL.	Y	1	1	-	Y	-	-	-
EMERY COUNTY	COUNTY JAIL.	Y	-	-	-	Y	1	1	-
GARFIELD COUNTY	COUNTY JAIL.	N	-	-	-	N	-	-	-
GRAND COUNTY	COUNTY JAIL.	Y	-	-	-	Y	2	1	1
JUAB COUNTY	COUNTY JAIL.	N	-	-	-	N	-	-	-
KANE COUNTY	COUNTY JAIL.	N	-	-	-	Y	1	1	-
SALT LAKE COUNTY	COUNTY JAIL.	Y	39	36	3	N	-	-	-
SAH JUAN COUNTY	COUNTY JAIL.	Y	3	2	1	Y	2	2	-
SANPETE COUNTY	COUNTY JAIL.	N	-	-	-	Y	3	3	-
SEVIER COUNTY	COUNTY JAIL.	Y	-	-	-	Y	1	1	-
SUMMIT COUNTY	COUNTY JAIL.	N	-	-	-	Y	2	2	-
TOOLE COUNTY	COUNTY JAIL.	N	-	-	-	Y	4	4	-
UINTAH COUNTY	COUNTY JAIL.	Y	-	-	-	Y	1	1	-
UTAH COUNTY	COUNTY JAIL.	Y	8	8	-	Y	5	5	-
	PROVO CITY JAIL.	N	-	-	-	N	-	-	-
	SPRINGVILLE CITY JAIL.	N	-	-	-	N	-	-	-
WASATCH COUNTY	COUNTY JAIL.	Y	-	-	-	Y	2	2	-
WASHINGTON COUNTY	COUNTY JAIL.	Y	2	2	-	Y	2	2	-
WEBER COUNTY	COUNTY JAIL.	Y	12	12	-	Y	14	12	2
STATE TOTAL	N 9 Y 15	70	66	4	N 6 Y 18	60	56	4

See footnotes at end of table.

Table 5. Institutional programs, by county, by local jail within county—Continued

Name of county	Name of jail	Work-release programs			Weekend sentence programs				
		Does the facility have a work release program (Y=Yes, N=No)	Number of inmates that participate ¹		Does the facility have a weekend sentence program (Y=Yes, N=No)	Number of inmates that are usually serving a weekend sentence			
			Total	Males		Females	Total	Males	Females
WASHINGTON (59 JAILS)									
ASOTIN COUNTY	CLARKSTON CITY JAIL.	Y	-	-	-	Y	2	2	-
BENTON COUNTY	COUNTY JAIL.	Y	3	3	-	Y	3	3	-
	RICHLAND CITY JAIL.	Y	-	-	-	Y	3	3	-
CHELAN COUNTY	CHELAN CITY JAIL.	Y	-	-	-	Y	1	1	-
	WENATCHEE CITY JAIL.	Y	4	4	-	Y	4	4	-
CLALLAM COUNTY	PORT ANGELES CITY JAIL.	Y	2	2	-	Y	2	2	-
CLARK COUNTY	COUNTY JAIL.	Y	12	12	-	Y	2	2	-
COLUMBIA COUNTY	COUNTY JAIL.	N	-	-	-	Y	1	1	-
COWLITZ COUNTY	COUNTY JAIL.	Y	5	5	-	Y	3	3	-
DOUGLAS COUNTY	COUNTY JAIL.	N	-	-	-	N	-	-	-
FRANKLIN COUNTY	COUNTY JAIL.	Y	11	8	3	Y	8	5	3
GRANT COUNTY	COUNTY JAIL.	N	-	-	-	Y	4	4	-
GRAYS HARBOR COUNTY	COUNTY JAIL.	Y	8	8	-	Y	2	2	-
	ABERDEEN CITY JAIL.	Y	-	-	-	Y	6	6	-
	HOOQUIAM CITY JAIL.	N	-	-	-	Y	1	1	-
ISLAND COUNTY	COUNTY JAIL.	N	-	-	-	Y	1	1	-
	OAK HARBOR CITY JAIL.	Y	2	2	-	Y	1	1	-
JEFFERSON COUNTY	COUNTY JAIL.	Y	2	2	-	Y	2	2	-
KING COUNTY	COUNTY REHAB. SERVICES DEPT. AUBURN CITY JAIL.	Y	80	75	5	Y	57	52	5
	ENUMCLAW CITY JAIL.	Y	4	4	-	Y	2	2	-
	KENT CITY JAIL.	Y	-	-	-	Y	3	2	1
	KIRKLAND CITY JAIL.	N	-	-	-	N	-	-	-
	RENTON CITY JAIL.	Y	-	-	-	Y	3	3	-
KITSAP COUNTY	COUNTY JAIL.	Y	20	20	-	Y	7	7	-
	BREMERTON CITY CITY JAIL.	Y	1	1	-	Y	2	2	-
KITTITAS COUNTY	COUNTY JAIL.	Y	2	2	-	Y	3	3	-
KLICKITAT COUNTY	COUNTY JAIL.	N	-	-	-	Y	1	1	-
LEWIS COUNTY	COUNTY JAIL.	Y	5	5	-	Y	6	5	1
LINCOLN COUNTY	COUNTY JAIL.	Y	-	-	-	Y	1	1	-
MASON COUNTY	COUNTY JAIL.	N	-	-	-	Y	5	5	-
OKANOGAN COUNTY	COUNTY JAIL.	N	-	-	-	Y	2	2	-
	OROVILLE CITY JAIL.	N	-	-	-	N	-	-	-
PACIFIC COUNTY	COUNTY JAIL.	N	-	-	-	Y	2	2	-
PEND OREILLE COUNTY	COUNTY JAIL.	Y	-	-	-	N	-	-	-
PIERCE COUNTY	COUNTY JAIL.	Y	12	12	-	Y	25	25	-
	PUYALLUP CITY CITY JAIL.	N	-	-	-	N	2	2	-
	SUMNER CITY CITY JAIL.	N	-	-	-	Y	-	-	-
	TACOMA CITY CITY JAIL.	Y	1	-	1	Y	5	5	-
SKAGIT COUNTY	COUNTY JAIL.	N	-	-	-	N	-	-	-
	ANACORTES CITY JAIL.	Y	-	-	-	N	1	1	-
	MOUNT VERNON CITY JAIL.	Y	1	1	-	Y	2	2	-
SKAMANIA COUNTY	COUNTY JAIL.	Y	-	-	-	Y	-	-	-
SNOHOMISH COUNTY	COUNTY JAIL.	Y	15	15	-	Y	5	5	-
	MARYSVILLE CITY JAIL.	N	-	-	-	N	-	-	-
	LYNNWOOD CITY JAIL.	Y	1	1	-	Y	3	3	-
SPOKANE COUNTY	COUNTY WORK RELEASE PROGRAM. COUNTY JAIL.	Y	63	62	1	N	-	-	-
	COUNTY JAIL.	N	-	-	-	Y	20	18	2
STEVENS COUNTY	COUNTY JAIL.	Y	1	1	-	Y	2	2	-
THURSTON COUNTY	COUNTY JAIL.	Y	21	21	-	Y	2	2	-
	OLYMPIA CITY JAIL.	N	-	-	-	Y	3	3	-
WAHKIAKUM COUNTY	COUNTY JAIL.	Y	1	1	-	Y	1	1	-
WALLA WALLA COUNTY	COUNTY JAIL.	N	-	-	-	N	-	-	-
	WALLA WALLA CITY JAIL.	N	-	-	-	Y	2	2	-
WHATCOM COUNTY	COUNTY JAIL.	Y	6	6	-	Y	5	5	-
	BELLINGHAM CITY JAIL.	Y	3	3	-	Y	2	2	-
WHITMAN COUNTY	COUNTY JAIL.	Y	3	3	-	Y	2	2	-
YAKIMA COUNTY	COUNTY JAIL.	N	-	-	-	Y	12	12	-
	TOPPENISH CITY JAIL.	N	-	-	-	Y	2	2	-
STATE TOTAL	N 21 Y 38	289	279	10	N 9 Y 50	237	225	12

See footnotes at end of table.

Table 5. Institutional programs, by county, by local jail within county—Continued

Name of county	Name of jail	Work-release programs			Weekend sentence programs				
		Does the facility have a work release program (Y=Yes, N=No)	Number of inmates that participate ¹		Does the facility have a weekend sentence program (Y=Yes, N=No)	Number of inmates that are usually serving a weekend sentence			
			Total	Males		Females	Total	Males	Females
WYOMING (31 JAILS)									
ALBANY COUNTY	COUNTY JAIL.	N	-	-	-	Y	1	1	-
BIG HORN COUNTY	COUNTY JAIL.	N	-	-	-	N	-	-	-
CAMPBELL COUNTY	COUNTY JAIL.	Y	3	3	-	N	-	-	-
	GILLETTE CITY JAIL.	N	-	-	-	N	-	-	-
CARBON COUNTY	COUNTY JAIL.	N	-	-	-	N	-	-	-
CONVERSE COUNTY	COUNTY JAIL.	N	-	-	-	N	-	-	-
CROOK COUNTY	COUNTY JAIL.	N	-	-	-	N	-	-	-
FREMONT COUNTY	COUNTY JAIL.	N	-	-	-	Y	2	2	-
	RIVERTON CITY JAIL.	Y	-	-	-	N	-	-	-
GOSHEN COUNTY	COUNTY JAIL.	N	-	-	-	Y	-	-	-
	TORRINGTON CITY JAIL.	N	-	-	-	N	-	-	-
HOT SPRINGS COUNTY	COUNTY JAIL.	Y	-	-	-	Y	-	-	-
	THERMOPOLIS CITY JAIL.	N	-	-	-	N	-	-	-
JOHNSON COUNTY	COUNTY JAIL.	N	-	-	-	Y	2	1	1
LARAMIE COUNTY	COUNTY JAIL.	N	-	-	-	Y	2	2	-
	CHEYENNE CITY JAIL.	Y	-	-	-	Y	-	-	-
LINCOLN COUNTY	COUNTY JAIL.	Y	-	-	-	Y	-	-	-
NATRONA COUNTY	COUNTY JAIL.	N	-	-	-	N	-	-	-
NIORARA COUNTY	COUNTY JAIL.	N	-	-	-	N	-	-	-
PARK COUNTY	COUNTY JAIL.	N	-	-	-	Y	1	1	-
	POWELL CITY JAIL.	N	-	-	-	Y	1	1	-
PLATTE COUNTY	COUNTY JAIL.	N	-	-	-	N	-	-	-
SHERIDAN COUNTY	COUNTY JAIL.	N	-	-	-	Y	1	1	-
	SHERIDAN CITY JAIL.	N	-	-	-	Y	1	1	-
SUBLETTE COUNTY	COUNTY JAIL.	Y	-	-	-	Y	1	1	-
SWEETWATER COUNTY	COUNTY JAIL.	N	-	-	-	N	-	-	-
TETON COUNTY	COUNTY JAIL.	N	-	-	-	N	-	-	-
VINTA COUNTY	COUNTY JAIL.	N	-	-	-	Y	2	2	-
WASHAKIE COUNTY	COUNTY JAIL.	N	-	-	-	N	-	-	-
	WORLAND CITY JAIL.	N	-	-	-	Y	1	1	-
WESTON COUNTY	COUNTY JAIL.	N	-	-	-	Y	1	1	-
STATE TOTAL	N 6 Y 25	3	3	-	N 15 Y 16	16	15	1

- Represents zero or rounds to zero.
¹The number given represents those inmates participating in the programs at the time the questionnaire was completed

Table 6. Inmates held for other authorities on February 15, 1978, by county, by local jail within county

Name of county	Name of jail	Total number of inmates on February 15, 1978	Number of inmates held as a result of over-crowding				Number of inmates held for other reasons			
			Total	Federal	State	Other local	Total	Federal	State	Other local
ALASKA (6 JAILS)										
KETCHIKAN-GATEWAY BOROUGH	SITKA CITY-BOROUGH JAIL.	7	-	-	-	-	1	-	1	-
KENAI PENINSULA BOROUGH	SEWARD CITY JAIL.	2	-	-	-	-	1	1	-	-
KODIAK ISLAND BOROUGH	KODIAK CITY JAIL.	8	-	-	-	-	-	-	-	-
NONBOROUGH	BETHEL CITY JAIL.	17	-	-	-	-	16	-	16	-
	CORDOVA CITY JAIL.	2	-	-	-	-	2	-	2	-
	KOTZEBUE CITY JAIL.	7	-	-	-	-	4	-	4	-
STATE TOTALS	43	-	-	-	-	24	1	23	-

See footnote at end of table.

Table 6. Inmates held for other authorities on February 15, 1978, by county, by local jail within county—Continued

Name of county	Name of jail	Total number of inmates on February 15, 1978	Number of inmates held as a result of over-crowding				Number of inmates held for other reasons			
			Total	Federal	State	Other local	Total	Federal	State	Other local
ARIZONA (39 JAILS)										
APACHE COUNTY	COUNTY JAIL.	11	-	-	-	-	-	-	-	-
COCHISE COUNTY	COUNTY JAIL.	57	-	-	-	-	-	-	-	-
	DOUGLAS CITY JAIL.	31	-	-	-	14	14	-	-	-
	WILCOX CITY JAIL.	7	-	-	-	5	-	-	-	5
COCONINO COUNTY	COUNTY JAIL.	103	-	-	-	9	9	-	-	-
GILA COUNTY	COUNTY JAIL (GLOBE).	25	-	-	-	-	-	-	-	-
	COUNTY JAIL (PAYSON).	2	-	-	-	-	-	-	-	-
	MIAMI CITY JAIL.	2	-	-	-	-	-	-	-	-
GRAHAM COUNTY	COUNTY JAIL.	5	-	-	-	-	-	-	-	-
GREENLEE COUNTY	COUNTY JAIL.	6	-	-	-	-	-	-	-	-
MARICOPA COUNTY	COUNTY JAIL-MAXIMUM SECURITY	543	-	-	-	80	57	17	6	-
	COUNTY JAIL-MEDIUM SECURITY	306	-	-	-	1	1	-	-	-
	COUNTY JAIL-MINIMUM SECURITY	408	169	-	169	11	10	-	1	-
	COUNTY JAIL (GILA BEND).	6	-	-	-	-	-	-	-	-
	COUNTY JAIL (AVONDALE).	53	-	-	-	3	1	1	1	-
	COUNTY JAIL (WICKENBURG).	1	-	-	-	-	-	-	-	-
	AVONDALE CITY JAIL.	5	-	-	-	-	-	-	-	-
	CHANDLER CITY JAIL.	54	9	-	4	4	4	-	-	-
	ELMIRAGE CITY JAIL.	3	-	-	-	-	-	-	-	-
	MESA CITY JAIL.	2	-	-	-	1	-	-	-	1
	PEORIA CITY JAIL.	2	-	-	-	1	-	-	-	1
	TEMPE CITY JAIL.	3	-	-	-	-	-	-	-	-
TOLLESON CITY JAIL.	8	-	-	-	6	6	-	-	-	
MOHAVE COUNTY	COUNTY JAIL.	45	-	-	-	1	-	1	-	-
NAVAJO COUNTY	COUNTY JAIL.	31	-	-	-	4	4	-	-	-
	WINSLOW CITY JAIL.	55	6	6	-	1	1	-	-	-
PIMA COUNTY	COUNTY JAIL.	319	-	-	-	73	21	38	14	-
	COUNTY JAIL ANNEX.	120	-	-	-	-	-	-	-	-
	SOUTH TUCSON TOWN JAIL.	5	-	-	-	3	1	2	-	-
PINAL COUNTY	COUNTY JAIL.	43	-	-	-	1	-	1	-	-
	CASA GRANDE CITY JAIL.	2	-	-	-	-	-	-	-	-
	COOLIDGE CITY JAIL.	2	-	-	-	-	-	-	-	-
	ELOY CITY JAIL.	2	-	-	-	-	-	-	-	-
SANTA CRUZ COUNTY	COUNTY JAIL.	47	7	-	1	6	30	30	-	-
YAVAPAI COUNTY	COUNTY JAIL.	48	-	-	-	7	-	3	4	-
YUMA COUNTY	COUNTY JAIL.	106	-	-	-	65	12	25	28	-
	COUNTY JAIL (PARKER).	12	-	-	-	2	-	2	-	-
	COUNTY JAIL (WELLTON).	4	-	-	-	-	-	-	-	-
	COUNTY JAIL (SALOME).	2	-	-	-	-	-	-	-	-
STATE TOTAL		2 484	191	6	174	11	322	171	90	61

See footnote at end of table.

Table 6. Inmates held for other authorities on February 15, 1978, by county, by local jail within county—Continued

Name of county	Name of jail	Total number of inmates on February 15, 1978	Number of inmates held as a result of over-crowding				Number of inmates held for other reasons			
			Total	Federal	State	Other local	Total	Federal	State	Other local
LIFORNIA (135 JAILS)										
ALAMEDA COUNTY	SANTA RITA REHAB. CENTER	1346	-	-	-	-	47	3	21	25
	COUNTY JAIL.	76	-	-	-	2	1	-	1	
	CO. WORK FURLOUGH--MALE.	143	-	-	-	-	-	-	-	
	CO. WORK FURLOUGH--FEMALE.	8	-	-	-	-	-	-	-	
	OAKLAND CITY JAIL.	115	35	-	-	35	10	2	-	8
AMADOR COUNTY	COUNTY JAIL.	8	-	-	-	-	-	-	-	
BUTTE COUNTY	COUNTY JAIL.	121	5	-	-	5	6	-	6	
CALAVERAS COUNTY	COUNTY JAIL.	23	-	-	-	-	-	-	-	
COLUSA COUNTY	COUNTY JAIL.	24	7	-	-	7	-	-	-	
CONTRA COSTA COUNTY	COUNTY JAIL.	143	-	-	-	12	1	2	9	
	COUNTY REHABILITATION CENTER WORK FURLOUGH CENTER	108	-	-	-	10	-	10	-	
DEL NORTE COUNTY	COUNTY JAIL.	46	-	-	-	1	-	1	-	
EL DORADO COUNTY	COUNTY JAIL (PLACERVILLE).	59	-	-	-	1	-	-	1	
	COUNTY JAIL (SO. LAKE TAHOE)	25	-	-	-	1	-	-	1	
FRESNO COUNTY	COUNTY JAIL.	577	3	-	-	3	-	3	10	
	COUNTY INDUSTRIAL FARM	182	12	-	-	12	3	3	-	
GLENN COUNTY	COUNTY JAIL.	27	-	-	-	1	-	1	-	
HUMBOLDT COUNTY	COUNTY JAIL.	98	-	-	-	5	-	2	3	
IMPERIAL COUNTY	COUNTY JAIL.	148	-	-	-	17	17	-	-	
	COUNTY MINIMUM SECURITY JAIL BRAWLEY CITY JAIL.	123	-	-	-	64	64	-	-	
INYO COUNTY	COUNTY JAIL.	32	-	-	-	7	2	-	5	
KERN COUNTY	COUNTY JAIL (BAKERSFIELD).	390	-	-	-	48	4	26	18	
	COUNTY JAIL (Lerdo).	362	-	-	-	-	-	-	-	
	RIDGECREST CITY JAIL.	2	-	-	-	-	-	-	-	
KINGS COUNTY	COUNTY JAIL.	117	-	-	-	5	2	-	3	
LAKE COUNTY	COUNTY JAIL.	28	-	-	-	-	-	-	-	
LASSEN COUNTY	COUNTY JAIL.	16	-	-	-	-	-	-	-	
LOS ANGELES COUNTY	DETENTION CAMP 15.	54	-	-	-	-	-	-	-	
	DETENTION CAMP 18.	27	-	-	-	2	2	-	-	
	MIRA LOMA FACILITY	541	-	-	-	-	-	-	-	
	HALL OF JUSTICE JAIL.	462	-	-	-	-	-	-	-	
	CENTRAL COUNTY JAIL.	4616	-	-	-	375	152	223	-	
	WAYSIDE HONOR RANCH.	724	-	-	-	5	5	-	-	
	SYBIL BRAND INSTITUTE.	665	-	-	-	45	10	35	-	
	WAYSIDE HONOR RANCH.	889	-	-	-	-	-	-	-	
	DETENTION CAMP 13.	74	-	-	-	-	-	-	-	
	DETENTION CAMP 14.	67	-	-	-	-	-	-	-	
	BURBANK CITY JAIL.	27	-	-	-	7	1	1	5	
	CULVER CITY CITY JAIL.	12	-	-	-	-	-	-	-	
	GLENDALE CITY JAIL.	25	-	-	-	2	2	-	-	
	LONG BEACH CITY JAIL.	87	-	-	-	-	-	-	-	
	PASADENA CITY JAIL.	23	-	-	-	2	-	-	2	
	POMONA CITY JAIL.	9	-	-	-	-	-	-	-	
	SIGNAL HILL CITY JAIL.	2	-	-	-	-	-	-	-	
	TORRANCE CITY JAIL.	18	-	-	-	-	-	-	-	
MADERA COUNTY	COUNTY JAIL.	141	-	-	-	-	-	-	-	
MARIN COUNTY	COUNTY JAIL.	138	-	-	-	8	1	2	5	
MARIPOSA COUNTY	COUNTY JAIL.	6	-	-	-	3	-	2	1	
MENDOCINO COUNTY	COUNTY JAIL.	49	-	-	-	1	-	1	-	
	MAXIMUM SECURITY COUNTY JAIL UKIAH CITY JAIL.	20	-	-	-	-	-	-	-	
MERCED COUNTY	COUNTY REHABILITATION CTR.	82	-	-	-	1	-	-	1	
LOS BANOS CITY	COUNTY JAIL.	12	-	-	-	6	-	-	6	
MODOC COUNTY	COUNTY JAIL.	12	1	-	-	1	-	-	-	
MONO COUNTY	COUNTY JAIL.	7	-	-	-	-	-	-	-	
MONTREZ COUNTY	COUNTY JAIL.	280	-	-	-	5	-	-	5	
NAPA COUNTY	DEPT. OF CORRECTIONS	61	-	-	-	-	-	-	-	
NEVADA COUNTY	COUNTY JAIL.	43	-	-	-	-	-	-	-	
ORANGE COUNTY	COUNTY JAIL.	1153	-	-	-	19	8	11	-	
	THEO LACY FACILITY	206	-	-	-	-	-	-	-	
	J.A. MUSICK FACILITY	106	-	-	-	-	-	-	-	
	ANAHEIM CITY JAIL.	15	-	-	-	-	-	-	-	
	COSTA MESA CITY JAIL.	27	-	-	-	4	-	-	4	
	NEWPORT BEACH CITY JAIL.	21	-	-	-	-	-	-	-	
SAN CLEMENTE CITY JAIL.	2	-	-	-	1	-	-	1		

See footnote at end of table.

Table 6. Inmates held for other authorities on February 15, 1978, by county, by local jail within county—Continued

Name of county	Name of jail	Total number of inmates on February 15, 1978	Number of inmates held as a result of over-crowding				Number of inmates held for other reasons			
			Total	Federal	State	Other local	Total	Federal	State	Other local
CALIFORNIA--CONTINUED										
PLACER COUNTY	COUNTY JAIL	53	-	-	-	-	1	1	-	-
	COUNTY MINIMUM SECURITY JAIL	10	-	-	-	-	-	-	-	-
PLUMAS COUNTY	COUNTY JAIL	9	-	-	-	-	4	-	3	1
RIVERSIDE COUNTY	COUNTY HONOR CAMP	108	-	-	-	-	-	-	-	-
	COUNTY JAIL (RIVERSIDE)	355	-	-	-	-	8	4	-	4
	COUNTY JAIL (INDIO)	140	-	-	-	-	4	-	3	1
	COUNTY JAIL (BLYTHE)	41	-	-	-	-	1	-	-	1
	Hemet City Jail	3	-	-	-	-	-	-	-	-
	Perris City Jail	2	-	-	-	-	-	-	-	-
SACRAMENTO COUNTY	COUNTY MAIN JAIL	624	40	40	-	-	10	-	10	-
	RIO COSUMNES CORRECTION CTR.	490	-	-	-	-	53	25	26	2
SAN BENITO COUNTY	COUNTY JAIL	39	-	-	-	-	9	1	3	5
SAN BERNARDINO COUNTY	COUNTY JAIL	553	-	-	-	-	21	-	16	5
	GLEN HELEN REHAB CENTER	204	-	-	-	-	13	-	13	-
SAN DIEGO COUNTY	COUNTY WORK FURLOUGH CENTER	85	-	-	-	-	-	-	-	-
	BARRETT HONOR CAMP	91	-	-	-	-	-	-	-	-
	CAMP DESCANSO	62	-	-	-	-	-	-	-	-
	CAMP MORENA	57	-	-	-	-	-	-	-	-
	LA CIMA CONSV. HONOR CAMP	85	-	-	-	-	-	-	-	-
	VIEJAS CAMP	96	-	-	-	-	-	-	-	-
	WEST FOLK HONOR CAMP	50	-	-	-	-	-	-	-	-
	COUNTY JAIL	1059	-	-	-	-	-	-	-	-
	LAS COLINAS WOMENS DET. FAC.	138	-	-	-	-	-	-	-	-
SAN FRANCISCO CITY	CITY JAIL (HALL OF JUSTICE)	427	-	-	-	-	23	3	-	20
	COUNTY JAIL, 1 AND 2	366	-	-	-	-	50	50	-	-
	COUNTY JAIL, 3 AND 4	405	31	-	-	-	12	-	12	-
	COUNTY JAIL, 5	35	-	-	-	-	13	-	8	5
SAN JOAQUIN COUNTY	COUNTY JAIL--MEN'S UNIT	314	-	-	-	-	-	-	-	-
	COUNTY JAIL--WOMEN'S UNIT	42	-	-	-	-	-	-	-	-
	COUNTY HONOR FARM	130	-	-	-	-	-	-	-	-
SAN LUIS OBISPO COUNTY	COUNTY JAIL	154	-	-	-	-	10	5	3	2
SAN MATEO COUNTY	COUNTY MAIN JAIL	311	-	-	-	-	7	-	1	6
	SHERIFFS HONOR CAMP NO. 1	82	-	-	-	-	-	-	-	-
	COUNTY WORK FURLOUGH FACILITY	78	-	-	-	-	-	-	-	-
SANTA BARBARA COUNTY	COUNTY DETENTION FACILITY	238	-	-	-	-	-	-	-	-
	COUNTY HONOR FARM	63	-	-	-	-	-	-	-	-
	LOMPOC CITY JAIL	7	-	-	-	-	-	-	-	-
SANTA CLARA COUNTY	COUNTY MAIN JAIL	625	-	-	-	-	-	-	-	-
	COUNTY JAIL (MILPITAS)	78	-	-	-	-	-	-	-	-
	COUNTY JAIL (PALO ALTO)	53	-	-	-	-	-	-	-	-
	WOMENS DETENTION FACILITY	106	-	-	-	-	2	2	-	-
	CO. JAIL--MINIMUM SECURITY	592	-	-	-	-	2	2	-	-
SANTA CRUZ COUNTY	COUNTY JAIL	101	-	-	-	-	-	-	-	-
	REHABILITATION FACILITY	74	-	-	-	-	-	-	-	-
SHASTA COUNTY	COUNTY JAIL	86	-	-	-	-	-	-	-	-
	COUNTY REHABILITATION CENTER	53	-	-	-	-	14	-	-	14
SIERRA COUNTY	COUNTY JAIL	2	-	-	-	-	-	-	-	-
SISKIYOU COUNTY	COUNTY JAIL	24	-	-	-	-	2	-	2	-
SOLANO COUNTY	COUNTY JAIL (FAIRFIELD)	126	-	-	-	-	-	-	-	-
	COUNTY JAIL (VALLEGO)	36	-	-	-	-	-	-	-	-
	COUNTY REHABILITATION CENTER	83	-	-	-	-	-	-	-	-
SONOMA COUNTY	COUNTY JAIL	158	8	-	-	8	14	12	2	-
	COUNTY MINIMUM SECURITY JAIL	47	4	4	-	-	-	-	-	-
STANISLAUS COUNTY	COUNTY JAIL	265	-	-	-	-	7	-	-	7
	COUNTY HONOR FARM	143	-	-	-	-	-	-	-	-
SUTTER COUNTY	COUNTY JAIL	55	-	-	-	-	12	-	-	12
TEHAMA COUNTY	COUNTY JAIL	61	18	-	-	18	-	-	-	-
TRINITY COUNTY	COUNTY JAIL	7	2	-	-	2	-	-	-	-
TULARE COUNTY	COUNTY JAIL	252	-	-	-	-	10	-	3	7
	COUNTY CORRECTIONAL CENTER	116	-	-	-	-	-	-	-	-
TUOLUMNE COUNTY	COUNTY JAIL	23	-	-	-	-	-	-	-	-
VENTURA COUNTY	COUNTY JAIL	256	-	-	-	-	-	-	-	-
	COUNTY HONOR FARM	229	-	-	-	-	-	-	-	-
	COUNTY BRANCH JAIL	58	-	-	-	-	-	-	-	-
	PORT HUENEME CITY JAIL	6	-	-	-	-	-	-	-	-
YOLO COUNTY	COUNTY JAIL	95	-	-	-	-	1	-	1	-
	COUNTY PRISON FARM	45	-	-	-	-	-	-	-	-
YUBA COUNTY	COUNTY JAIL	66	-	-	-	-	2	-	2	-
STATE TOTAL		26 093	166	44	-	122	1044	381	457	206

See footnote at end of table.

Table 6. Inmates held for other authorities on February 15, 1978, by county, by local jail within county—Continued

Name of county	Name of jail	Total number of inmates on February 15, 1978	Number of inmates held as a result of over-crowding				Number of inmates held for other reasons			
			Total	Federal	State	Other local	Total	Federal	State	Other local
COLORADO (61 JAILS)										
ADAMS COUNTY	COUNTY JAIL	56	-	-	-	-	21	-	3	18
ALAMOSA COUNTY	COUNTY JAIL	6	-	-	-	-	-	-	-	-
	ALAMOSA CITY JAIL	-	-	-	-	-	-	-	-	-
ARAPAHOE COUNTY	COUNTY JAIL	48	-	-	-	-	3	-	3	-
ARCHULETA COUNTY	COUNTY JAIL	-	-	-	-	-	-	-	-	-
BACA COUNTY	COUNTY JAIL	3	-	-	-	-	-	-	-	-
BENT COUNTY	COUNTY JAIL	1	-	-	-	-	-	-	-	-
BOULDER COUNTY	COUNTY JAIL	71	-	-	-	-	2	1	-	1
	LONGMONT CITY JAIL	2	-	-	-	-	-	-	-	-
CHAFFEE COUNTY	COUNTY JAIL	7	-	-	-	-	-	-	-	-
CHEYENNE COUNTY	COUNTY JAIL	3	-	-	-	-	-	-	-	-
CLEAR CREEK COUNTY	COUNTY JAIL	12	-	-	-	-	-	-	-	-
CONEJOS COUNTY	COUNTY JAIL	3	-	-	-	-	1	-	1	-
COSTILLA COUNTY	COUNTY JAIL	2	-	-	-	-	-	-	-	-
CROWLEY COUNTY	COUNTY JAIL	-	-	-	-	-	-	-	-	-
DELTA COUNTY	COUNTY JAIL	16	-	-	-	-	-	-	-	-
DENVER CITY-COUNTY	DENVER CITY JAIL	98	14	-	-	14	-	-	-	-
	COUNTY JAIL	552	39	-	-	39	50	50	-	-
DOUGLAS COUNTY	COUNTY JAIL	5	-	-	-	-	-	-	-	-
EAGLE COUNTY	COUNTY JAIL	3	-	-	-	-	-	-	-	-
ELBERT COUNTY	COUNTY JAIL	2	-	-	-	-	-	-	-	-
EL PASO COUNTY	COUNTY JAIL	194	-	-	-	-	9	8	1	-
FREMONT COUNTY	COUNTY JAIL	17	-	-	-	-	-	-	-	-
GARFIELD COUNTY	COUNTY JAIL	3	-	-	-	-	-	-	-	-
GILPIN COUNTY	COUNTY JAIL	1	-	-	-	-	-	-	-	-
GRAND COUNTY	COUNTY JAIL	8	-	-	-	-	1	-	-	1
GUNNISON COUNTY	COUNTY JAIL	1	-	-	-	-	-	-	-	-
HUERFANO COUNTY	COUNTY JAIL	8	-	-	-	-	-	-	-	-
JEFFERSON COUNTY	COUNTY JAIL	93	6	-	-	6	4	-	4	-
KIOWA COUNTY	COUNTY JAIL	-	-	-	-	-	-	-	-	-
KIT CARSON COUNTY	COUNTY JAIL	1	-	-	-	-	-	-	-	-
LAKE COUNTY	COUNTY JAIL	6	-	-	-	-	-	-	-	-
LA PLATA COUNTY	COUNTY JAIL	18	-	-	-	-	5	-	-	5
LARIMER COUNTY	COUNTY JAIL	39	-	-	-	-	-	-	-	-
LAS ANIMAS COUNTY	COUNTY JAIL	9	-	-	-	-	1	-	1	-
LINCOLN COUNTY	COUNTY JAIL	4	-	-	-	-	1	-	1	-
LOGAN COUNTY	COUNTY JAIL	10	-	-	-	-	-	-	-	-
MESA COUNTY	COUNTY JAIL	62	-	-	-	-	4	2	2	-
MOFFAT COUNTY	COUNTY JAIL	9	-	-	-	-	-	-	-	-
MONTEZUMA COUNTY	COUNTY JAIL	29	-	-	-	-	2	-	2	-
MONTROSE COUNTY	COUNTY JAIL	15	-	-	-	-	1	-	-	1
MORGAN COUNTY	COUNTY JAIL	16	-	-	-	-	-	-	-	-
	BRUSH CITY JAIL	-	-	-	-	-	-	-	-	-
	FORT MORGAN CITY JAIL	-	-	-	-	-	-	-	-	-
OTERO COUNTY	COUNTY JAIL	10	-	-	-	-	3	-	-	3
PHILLIPS COUNTY	COUNTY JAIL	1	-	-	-	-	-	-	-	-
PITKIN COUNTY	COUNTY JAIL	4	-	-	-	-	-	-	-	-
PROWERS COUNTY	COUNTY JAIL	6	-	-	-	-	-	-	-	-
PUEBLO COUNTY	COUNTY JAIL	94	-	-	-	-	-	-	-	-
	PUEBLO CITY JAIL	5	-	-	-	-	-	-	-	-
RIO BLANCO COUNTY	COUNTY JAIL	3	-	-	-	-	-	-	-	-

See footnote at end of table.

Table 6. Inmates held for other authorities on February 15, 1978, by county, by local jail within county—Continued

Name of county	Name of jail	Total number of inmates on February 15, 1978	Number of inmates held as a result of over-crowding				Number of inmates held for other reasons			
			Total	Federal	State	Other local	Total	Federal	State	Other local
COLORADO—CONTINUED										
RIO GRANDE COUNTY	COUNTY JAIL.	5	-	-	-	-	-	-	-	-
	MONTE VISTA CITY JAIL.	1	-	-	-	-	-	-	-	-
ROUTT COUNTY	COUNTY JAIL.	5	-	-	-	2	-	1	1	-
SAGUACHE COUNTY	COUNTY JAIL.	2	-	-	-	-	-	-	-	-
SEDGWICK COUNTY	COUNTY JAIL.	1	-	-	-	-	-	-	-	-
SUMMIT COUNTY	COUNTY JAIL.	7	-	-	-	1	-	1	-	-
TELLER COUNTY	COUNTY JAIL.	5	-	-	-	-	-	-	-	-
WASHINGTON COUNTY	COUNTY JAIL.	-	-	-	-	-	-	-	-	-
WELD COUNTY	COUNTY JAIL.	76	-	-	-	5	1	3	1	-
YUMA COUNTY	COUNTY JAIL.	-	-	-	-	-	-	-	-	-
STATE TOTAL	1 658	59	-	-	59	62	23	31	-

See footnote at end of table.

Table 6. Inmates held for other authorities on February 15, 1978, by county, by local jail within county—Continued

Name of county	Name of jail	Total number of inmates on February 15, 1978	Number of inmates held as a result of over-crowding				Number of inmates held for other reasons			
			Total	Federal	State	Other local	Total	Federal	State	Other local
IDAHO (45 JAILS)										
ADA COUNTY	COUNTY JAIL.	95	-	-	-	-	14	14	-	-
ADAMS COUNTY	COUNTY JAIL.	3	-	-	-	-	-	-	-	-
BANNOCK COUNTY	COUNTY JAIL.	32	-	-	-	10	6	4	-	
BEAR LAKE COUNTY	MONTPELIER CITY JAIL.	1	-	-	-	1	-	-	1	
BENEWAH COUNTY	COUNTY JAIL.	3	-	-	-	-	-	-	-	
BINGHAM COUNTY	COUNTY JAIL.	13	-	-	-	1	1	-	-	
BLAINE COUNTY	COUNTY JAIL.	4	-	-	-	-	-	-	-	
BOISE COUNTY	COUNTY JAIL.	1	-	-	-	-	-	-	-	
BONNER COUNTY	COUNTY JAIL.	5	-	-	-	-	-	-	-	
BONNEVILLE COUNTY	COUNTY JAIL.	48	-	-	-	1	1	-	-	
BOUNDARY COUNTY	COUNTY JAIL.	3	-	-	-	-	-	-	-	
BUTTE COUNTY	COUNTY JAIL.	-	-	-	-	-	-	-	-	
CANYON COUNTY	COUNTY JAIL.	48	-	-	-	4	2	2	-	
	NAMPA CITY JAIL.	6	-	-	-	-	-	-	-	
CARIBOU COUNTY	COUNTY JAIL.	5	-	-	-	-	-	-	-	
CASSIA COUNTY	COUNTY JAIL.	15	-	-	-	-	-	-	-	
CLARK COUNTY	COUNTY JAIL.	-	-	-	-	-	-	-	-	
CLEARWATER COUNTY	COUNTY JAIL.	13	-	-	-	-	-	-	-	
CUSTER COUNTY	COUNTY JAIL.	1	-	-	-	-	-	-	-	
ELMORE COUNTY	COUNTY JAIL.	8	-	-	-	-	-	-	-	
FRANKLIN COUNTY	COUNTY JAIL.	4	-	-	-	-	-	-	-	
FREMONT COUNTY	COUNTY JAIL.	3	-	-	-	-	-	-	-	
GEM COUNTY	COUNTY JAIL.	5	-	-	-	-	-	-	-	
GOODING COUNTY	COUNTY JAIL.	3	-	-	-	-	-	-	-	
IDAHO COUNTY	COUNTY JAIL.	4	-	-	-	-	-	-	-	
JEFFERSON COUNTY	COUNTY JAIL.	7	-	-	-	-	-	-	-	
JEROME COUNTY	COUNTY JAIL.	10	-	-	-	-	-	-	-	
KOOTENAI COUNTY	COUNTY JAIL.	26	-	-	-	1	1	-	-	
LATAH COUNTY	COUNTY JAIL.	5	-	-	-	-	-	-	-	
LEMHI COUNTY	COUNTY JAIL.	1	-	-	-	-	-	-	-	
LEWIS COUNTY	COUNTY JAIL.	-	-	-	-	-	-	-	-	
LINCOLN COUNTY	COUNTY JAIL.	-	-	-	-	-	-	-	-	
MADISON COUNTY	COUNTY JAIL.	6	-	-	-	-	-	-	-	
MINIDOKA COUNTY	COUNTY JAIL.	9	-	-	-	-	-	-	-	
NEZ PERCE COUNTY	COUNTY JAIL.	30	-	-	-	-	-	-	-	
ONEIDA COUNTY	COUNTY JAIL.	2	-	-	-	-	-	-	-	
OWYHEE COUNTY	COUNTY JAIL.	3	-	-	-	-	-	-	-	
PAYETTE COUNTY	COUNTY JAIL.	10	-	-	-	-	-	-	-	
POWER COUNTY	COUNTY JAIL.	3	-	-	-	-	-	-	-	
SHOSHONE COUNTY	COUNTY JAIL.	24	4	-	-	4	-	-	-	
TETON COUNTY	COUNTY JAIL.	-	-	-	-	-	-	-	-	
TWIN FALLS COUNTY	COUNTY JAIL.	27	-	-	-	-	-	-	-	
	BUHL CITY JAIL.	3	-	-	-	-	-	-	-	
VALLEY COUNTY	COUNTY JAIL.	7	-	-	-	2	-	2	-	
WASHINGTON COUNTY	COUNTY JAIL.	2	-	-	-	-	-	-	-	
STATE TOTAL	498	4	-	-	4	34	25	8	1

See footnote at end of table.

Table 6. Inmates held for other authorities on February 15, 1978, by county, by local jail within county—Continued

Name of county	Name of jail	Total number of inmates on February 15, 1978	Number of inmates held as a result of over-crowding				Number of inmates held for other reasons			
			Total	Federal	State	Other local	Total	Federal	State	Other local
MONTANA (58 JAILS)										
BEAVERHEAD COUNTY	COUNTY JAIL.	4	-	-	-	-	-	-	-	-
BIG HORN COUNTY	COUNTY JAIL.	14	-	-	-	-	2	-	2	-
BLAINE COUNTY	COUNTY JAIL.	2	-	-	-	-	-	-	-	-
	HARLEM CITY JAIL.	1	-	-	-	-	-	-	-	-
BROADWATER COUNTY	COUNTY JAIL.	-	-	-	-	-	-	-	-	-
CARBON COUNTY	COUNTY JAIL.	-	-	-	-	-	-	-	-	-
CASCADE COUNTY	COUNTY JAIL.	35	-	-	-	-	8	8	-	-
	GREAT FALLS CITY JAIL.	10	-	-	-	-	-	-	-	-
CHOUTEAU COUNTY	COUNTY JAIL.	-	-	-	-	-	-	-	-	-
CUSTER COUNTY	COUNTY JAIL.	3	-	-	-	-	-	-	-	-
DANIELS COUNTY	COUNTY JAIL.	-	-	-	-	-	-	-	-	-
DAWSON COUNTY	COUNTY JAIL.	2	-	-	-	-	1	-	-	1
DEER LODGE COUNTY	COUNTY JAIL.	4	-	-	-	-	1	-	-	1
FALLON COUNTY	COUNTY JAIL.	-	-	-	-	-	-	-	-	-
FERGUS COUNTY	COUNTY JAIL.	2	-	-	-	-	1	-	1	-
FLATHEAD COUNTY	COUNTY JAIL.	17	-	-	-	-	6	1	1	4
GALLATIN COUNTY	COUNTY JAIL.	6	-	-	-	-	2	-	1	1
	BOZEMAN CITY JAIL.	-	-	-	-	-	-	-	-	-
GARFIELD COUNTY	COUNTY JAIL.	-	-	-	-	-	-	-	-	-
GLACIER COUNTY	COUNTY JAIL.	-	-	-	-	-	-	-	-	-
	CUT BANK CITY JAIL.	-	-	-	-	-	-	-	-	-
GRANITE COUNTY	COUNTY JAIL.	-	-	-	-	-	-	-	-	-
HILL COUNTY	COUNTY JAIL.	5	-	-	-	-	-	-	-	-
	HAVRE CITY JAIL.	-	-	-	-	-	-	-	-	-
JUDITH BASIN COUNTY	COUNTY JAIL.	-	-	-	-	-	-	-	-	-
LAKE COUNTY	COUNTY JAIL.	13	-	-	-	-	-	-	-	-
LEWIS AND CLARK COUNTY	COUNTY JAIL.	10	-	-	-	-	2	-	-	2
	HELENA CITY JAIL.	6	-	-	-	-	-	-	-	-
LIBERTY COUNTY	COUNTY JAIL.	-	-	-	-	-	-	-	-	-
LINCOLN COUNTY	COUNTY JAIL.	4	-	-	-	-	1	-	1	-
	LIBBY CITY JAIL.	-	-	-	-	-	-	-	-	-
MADISON COUNTY	COUNTY JAIL.	1	-	-	-	-	-	-	-	-
MEAGHER COUNTY	COUNTY JAIL.	4	-	-	-	-	-	-	-	-
MINERAL COUNTY	COUNTY JAIL.	5	-	-	-	-	-	-	-	-
MISSOULA COUNTY	COUNTY JAIL.	38	-	-	-	-	-	-	-	-
MUSSELSHELL COUNTY	COUNTY JAIL.	2	-	-	-	-	-	-	-	-
PARK COUNTY	COUNTY JAIL.	6	-	-	-	-	1	-	1	-
PHILLIPS COUNTY	COUNTY JAIL.	1	-	-	-	-	-	-	-	-
PONDERA COUNTY	COUNTY JAIL.	6	-	-	-	-	-	-	-	-
POWDER RIVER COUNTY	COUNTY JAIL.	1	-	-	-	-	-	-	-	-
POWELL COUNTY	COUNTY JAIL.	1	-	-	-	-	5	1	-	4
PRAIRIE COUNTY	COUNTY JAIL.	1	-	-	-	-	-	-	-	-
RAVALLI COUNTY	COUNTY JAIL.	4	-	-	-	-	1	-	1	-
RICHLAND COUNTY	COUNTY JAIL.	1	-	-	-	-	-	-	-	-
ROOSEVELT COUNTY	COUNTY JAIL.	4	2	2	-	-	-	-	-	-
ROSEBUD COUNTY	COUNTY JAIL.	2	-	-	-	-	-	-	-	-
SANDERS COUNTY	COUNTY JAIL.	2	1	-	-	1	-	-	-	-
SHERIDAN COUNTY	COUNTY JAIL.	2	-	-	-	-	-	-	-	-
SILVER BOW COUNTY	COUNTY JAIL.	18	-	-	-	-	-	-	-	-
STILLWATER COUNTY	COUNTY JAIL.	-	-	-	-	-	-	-	-	-
TETON COUNTY	COUNTY JAIL.	-	-	-	-	-	-	-	-	-

See footnote at end of table.

Table 6. Inmates held for other authorities on February 15, 1978, by county, by local jail within county—Continued

Name of county	Name of jail	Total number of inmates on February 15, 1978	Number of inmates held as a result of over-crowding				Number of inmates held for other reasons			
			Total	Federal	State	Other local	Total	Federal	State	Other local
MONTANA—CONTINUED										
TOOLE COUNTY	COUNTY JAIL.	2	-	-	-	-	-	-	-	-
TREASURE COUNTY	COUNTY JAIL.	1	-	-	-	-	-	-	-	-
VALLEY COUNTY	COUNTY JAIL.	5	3	3	-	-	-	-	-	-
WHEATLAND COUNTY	COUNTY JAIL.	-	-	-	-	-	-	-	-	-
WIBAUX COUNTY	COUNTY JAIL.	-	-	-	-	-	-	-	-	-
YELLOWSTONE COUNTY	COUNTY JAIL.	59	-	-	-	-	-	-	-	-
	BILLINGS CITY JAIL.	-	-	-	-	-	-	-	-	-
STATE TOTAL	304	6	5	-	1	40	19	8	13

See footnote at end of table.

Table 6. Inmates held for other authorities on February 15, 1978, by county, by local jail within county—Continued

Name of county	Name of jail	Total number of inmates on February 15, 1978	Number of inmates held as a result of over-crowding				Number of inmates held for other reasons			
			Total	Federal	State	Other local	Total	Federal	State	Other local
NEVADA (22 JAILS)										
CHURCHILL COUNTY	COUNTY JAIL.	3	-	-	-	-	-	-	-	-
	FALLON CITY JAIL.	12	-	-	-	2	-	-	-	2
CLARK COUNTY	COUNTY JAIL.	385	-	-	-	60	13	28	19	-
	COUNTY JAIL ANNEX.	90	-	-	-	-	-	-	-	-
	COUNTY REHABILITATION FARM	20	-	-	-	-	-	-	-	-
	HENDERSON CITY JAIL.	9	-	-	-	-	-	-	-	-
	LAS VEGAS CITY JAIL.	31	5	3	-	2	-	2	-	-
DOUGLAS COUNTY	COUNTY JAIL.	23	-	-	-	-	-	-	-	-
ELKO COUNTY	COUNTY JAIL.	15	-	-	-	3	1	2	-	-
EUREKA COUNTY	COUNTY JAIL.	3	-	-	-	-	-	-	-	-
HUMBOLDT COUNTY	COUNTY JAIL.	15	-	-	-	-	-	-	-	-
LANDER COUNTY	AUSTIN JAIL.	2	-	-	-	-	-	-	-	-
LYON COUNTY	COUNTY JAIL.	5	-	-	-	-	-	-	-	-
MINERAL COUNTY	HAWTHORNE TOWN JAIL.	6	-	-	-	1	-	1	-	-
NYE COUNTY	COUNTY JAIL (TONOPAH).	6	3	-	-	3	-	-	-	-
	COUNTY JAIL (BEATTY).	2	-	-	-	-	-	-	-	-
ORMSBY COUNTY	CARSON CITY JAIL.	21	1	-	-	4	-	3	1	-
PERSHING COUNTY	COUNTY JAIL.	5	-	-	-	-	-	-	-	-
WASHOE COUNTY	COUNTY JAIL.	150	-	-	-	13	13	-	-	-
	RENO CITY JAIL.	66	-	-	-	8	-	8	-	-
	SPARKS CITY JAIL.	17	-	-	-	2	-	2	-	-
WHITE PINE COUNTY	COUNTY JAIL.	10	-	-	-	-	-	-	-	-
STATE TOTAL	896	9	3	-	6	27	46	22	-

See footnote at end of table.

Table 6. Inmates held for other authorities on February 15, 1978, by county, by local jail within county—Continued

Name of county	Name of jail	Total number of inmates on February 15, 1978	Number of inmates held as a result of over-crowding				Number of inmates held for other reasons			
			Total	Federal	State	Other local	Total	Federal	State	Other local
NEW MEXICO (38 JAILS)										
BERNALILLO COUNTY	COUNTY JAIL.	94	-	-	-	-	-	-	-	-
	MONTESSA PARK DETENTION CTR.	85	-	-	-	-	-	-	-	-
CATRON COUNTY	COUNTY JAIL.	2	-	-	-	-	-	-	-	-
CHAVES COUNTY	COUNTY JAIL.	54	-	-	-	9	9	-	-	-
COLFAX COUNTY	COUNTY JAIL.	5	-	-	-	-	-	-	-	-
CURRY COUNTY	COUNTY JAIL.	29	-	-	-	1	-	-	-	1
	CLOVIS CITY JAIL.	5	-	-	-	3	2	-	1	-
DE BACA COUNTY	COUNTY JAIL.	-	-	-	-	-	-	-	-	-
DONA ANA COUNTY	COUNTY JAIL.	42	14	14	-	-	-	-	-	-
EDDY COUNTY	COUNTY JAIL.	31	-	-	-	-	-	-	-	-
	ARTESIA CITY JAIL.	6	-	-	-	-	-	-	-	-
GRANT COUNTY	COUNTY JAIL.	9	-	-	-	-	-	-	-	-
GUADALUPE COUNTY	COUNTY JAIL.	11	-	-	-	-	-	-	-	-
HIDALGO COUNTY	COUNTY JAIL.	19	-	-	-	10	10	-	-	-
LEA COUNTY	COUNTY JAIL.	58	7	1	-	5	-	5	-	-
	EUNICE CITY JAIL.	-	-	-	-	-	-	-	-	-
	HOBBS CITY JAIL.	6	-	-	-	-	-	-	-	-
LINCOLN COUNTY	COUNTY JAIL.	9	3	-	-	3	2	1	-	-
LOS ALAMOS COUNTY	COUNTY JAIL.	4	-	-	-	1	-	-	1	-
MCKINLEY COUNTY	GALLUP CITY JAIL.	57	-	-	-	-	-	-	-	-
MORA COUNTY	COUNTY JAIL.	2	-	-	-	-	-	-	-	-
OTERO COUNTY	COUNTY JAIL.	24	-	-	-	1	-	1	-	-
	TULAROSA CITY JAIL.	-	-	-	-	-	-	-	-	-
QUAY COUNTY	COUNTY JAIL.	1	-	-	-	-	-	-	-	-
RIO ARriba COUNTY	COUNTY JAIL.	4	-	-	-	-	-	-	-	-
ROOSEVELT COUNTY	COUNTY JAIL.	10	1	-	-	1	-	-	-	-
SANDOVAL COUNTY	COUNTY JAIL.	27	-	-	-	-	-	-	-	-
SAN JUAN COUNTY	COUNTY JAIL.	24	7	-	-	7	-	-	-	-
	FARMINGTON CITY JAIL.	18	-	-	-	-	-	-	-	-
SAN MIGUEL COUNTY	COUNTY JAIL.	4	-	-	-	-	-	-	-	-
SANTA FE COUNTY	SANTA FE CITY JAIL.	46	-	-	-	3	-	2	1	-
SIERRA COUNTY	COUNTY JAIL.	10	-	-	-	7	6	1	-	-
SOCORRO COUNTY	COUNTY JAIL.	7	-	-	-	-	-	-	-	-
TAOS COUNTY	COUNTY JAIL.	3	-	-	-	-	-	-	-	-
TORRANCE COUNTY	COUNTY JAIL.	8	-	-	-	6	1	3	2	-
UNION COUNTY	CLAYTON CITY JAIL.	2	-	-	-	-	-	-	-	-
VALENCIA COUNTY	COUNTY JAIL.	33	3	-	-	2	-	2	-	-
	GRANTS CITY JAIL.	6	-	-	-	5	-	1	4	-
STATE TOTAL	755	35	15	-	20	56	30	18	8

See footnote at end of table.

Table 6. Inmates held for other authorities on February 15, 1978, by county, by local jail within county—Continued

Name of county	Name of jail	Total number of inmates on February 15, 1978	Number of inmates held as a result of over-crowding				Number of inmates held for other reasons			
			Total	Federal	State	Other local	Total	Federal	State	Other local
OREGON (48 JAILS)										
BAKER COUNTY	COUNTY JAIL.	16	-	-	-	-	-	-	-	-
BENTON COUNTY	COUNTY JAIL.	19	-	-	-	-	-	-	-	-
CLACKAMAS COUNTY	COUNTY JAIL.	74	2	2	-	2	2	-	-	-
CLATSOP COUNTY	COUNTY JAIL.	15	1	-	-	1	-	-	-	-
	SEASIDE CITY JAIL.	1	-	-	-	-	-	-	-	-
COLUMBIA COUNTY	COUNTY JAIL.	18	-	-	-	10	2	2	6	-
COOS COUNTY	COUNTY JAIL.	27	-	-	-	4	-	-	4	-
	COUNTY HOLDING FACILITY, BANGON CITY JAIL.	36	-	-	-	27	27	-	-	-
CROOK COUNTY	PRINEVILLE CITY JAIL.	8	-	-	-	7	-	-	7	-
CURRY COUNTY	COUNTY JAIL.	16	-	-	-	-	-	-	-	-
	BROOKINGS CITY JAIL.	-	-	-	-	-	-	-	-	-
DESCHUTES COUNTY	COUNTY JAIL.	23	-	-	-	4	-	3	1	-
	BEND CITY JAIL.	2	-	-	-	-	-	-	-	-
DOUGLAS COUNTY	COUNTY JAIL.	86	9	-	-	9	2	2	-	-
	REEDSPORT CITY JAIL.	1	-	-	-	-	-	-	-	-
	ROSEBURG CITY JAIL.	7	-	-	-	-	-	-	-	-
GRANT COUNTY	COUNTY JAIL.	-	-	-	-	-	-	-	-	-
HARNEY COUNTY	COUNTY JAIL.	2	-	-	-	-	-	-	-	-
HOOD RIVER COUNTY	COUNTY JAIL.	8	-	-	-	-	-	-	-	-
JACKSON COUNTY	COUNTY JAIL.	114	-	-	-	-	-	-	-	-
JEFFERSON COUNTY	COUNTY JAIL.	11	-	-	-	4	1	3	-	-
JOSEPHINE COUNTY	COUNTY JAIL.	66	-	-	-	3	-	3	-	-
KLAMATH COUNTY	COUNTY JAIL.	66	-	-	-	3	1	2	-	-
LAKE COUNTY	COUNTY JAIL.	4	-	-	-	-	-	-	-	-
LANE COUNTY	COUNTY JAIL.	203	-	-	-	12	1	8	3	-
	COTTAGE GROVE CITY JAIL.	2	-	-	-	-	-	-	-	-
	OKRIDGE CITY JAIL.	5	-	-	-	1	-	-	1	-
	SPRINGFIELD CITY JAIL.	-	-	-	-	-	-	-	-	-
LINCOLN COUNTY	COUNTY JAIL.	25	-	-	-	3	-	3	-	-
LINN COUNTY	COUNTY JAIL.	35	-	-	-	4	-	2	2	-
	ALBANY CITY JAIL.	3	-	-	-	-	-	-	-	-
	LEBANON CITY JAIL.	1	-	-	-	-	-	-	-	-
MALHEUR COUNTY	COUNTY JAIL.	24	-	-	-	2	-	1	1	-
MARION COUNTY	COUNTY JAIL.	117	-	-	-	27	4	20	3	-
	SALEM CITY JAIL.	3	-	-	-	2	-	-	2	-
MULTNOMAH COUNTY	COUNTY CORRECTIONAL INST.	141	-	-	-	11	-	11	-	-
	ROCKY BUTTE JAIL.	360	-	-	-	27	21	-	6	-
	CLAIRE ARGOW WOMEN'S CTR.	45	-	-	-	2	-	2	-	-
POLK COUNTY	COUNTY JAIL.	33	7	-	-	1	-	1	-	-
TILLAMOOK COUNTY	COUNTY JAIL.	17	-	-	-	-	-	-	-	-
UMATILLA COUNTY	COUNTY JAIL.	40	-	-	-	-	-	-	-	-
	HERMISTON CITY JAIL.	7	-	-	-	5	-	-	5	-
UNION COUNTY	COUNTY JAIL.	18	5	-	-	4	-	4	-	-
WALLOWA COUNTY	COUNTY JAIL.	2	-	-	-	1	-	1	-	-
WASCO COUNTY	COUNTY JAIL.	19	-	-	-	5	-	2	3	-
WASHINGTON COUNTY	COUNTY JAIL.	79	-	-	-	4	1	1	2	-
YAMHILL COUNTY	COUNTY JAIL.	56	4	-	-	4	-	-	-	-
STATE TOTAL	1 855	28	2	-	26	177	62	69	46

See footnote at end of table.

Table 6. Inmates held for other authorities on February 15, 1978, by county, by local jail within county—Continued

Name of county	Name of jail	Total number of inmates on February 15, 1978	Number of inmates held as a result of over-crowding				Number of inmates held for other reasons			
			Total	Federal	State	Other local	Total	Federal	State	Other local
UTAH (24 JAILS)										
BEAVER COUNTY	COUNTY JAIL.	6	-	-	-	-	-	-	-	-
BOX ELDER COUNTY	COUNTY JAIL.	14	3	2	-	-	-	-	-	-
CACHE COUNTY	COUNTY JAIL.	10	-	-	-	-	-	-	-	-
CARBON COUNTY	COUNTY JAIL.	7	-	-	-	1	-	-	-	1
DAVIS COUNTY	COUNTY JAIL.	55	-	-	-	-	-	-	-	-
DUCHESNE COUNTY	COUNTY JAIL.	6	3	-	3	-	-	-	-	-
EMERY COUNTY	COUNTY JAIL.	1	-	-	-	-	-	-	-	-
GARFIELD COUNTY	COUNTY JAIL.	1	-	-	-	-	-	-	-	-
GRAND COUNTY	COUNTY JAIL.	7	-	-	-	-	-	-	-	-
JUAB COUNTY	COUNTY JAIL.	5	-	-	-	1	-	-	-	1
KANE COUNTY	COUNTY JAIL.	1	-	-	-	-	-	-	-	-
SALT LAKE COUNTY	COUNTY JAIL.	341	-	-	-	11	11	-	-	-
SAN JUAN COUNTY	COUNTY JAIL.	6	-	-	-	-	-	-	-	-
SANPETE COUNTY	COUNTY JAIL.	1	-	-	-	-	-	-	-	-
SEVIER COUNTY	COUNTY JAIL.	20	4	-	4	-	-	-	-	-
SUMMIT COUNTY	COUNTY JAIL.	5	-	-	-	-	-	-	-	-
TOOELE COUNTY	COUNTY JAIL.	24	-	-	-	-	-	-	-	-
UINTAH COUNTY	COUNTY JAIL.	7	-	-	-	-	-	-	-	-
UTAH COUNTY	COUNTY JAIL.	46	-	-	-	2	-	-	2	-
	PROVO CITY JAIL.	1	-	-	-	-	-	-	-	-
	SPRINGVILLE CITY JAIL.	-	-	-	-	-	-	-	-	-
WASATCH COUNTY	COUNTY JAIL.	1	-	-	-	-	-	-	-	-
WASHINGTON COUNTY	COUNTY JAIL.	10	-	-	-	-	-	-	-	-
WEBER COUNTY	COUNTY JAIL.	100	-	-	-	4	1	-	-	3
STATE TOTAL	675	10	2	8	-	19	12	2	5

See footnote at end of table.

Table 6. Inmates held for other authorities on February 15, 1978, by county, by local jail within county—Continued

Name of county	Name of jail	Total number of inmates on February 15, 1978	Number of inmates held as a result of over-crowding			Number of inmates held for other reasons				
			Total	Federal	State	Other local	Total	Federal	State	Other local
WASHINGTON (59 JAILS)										
ASOTIN COUNTY	CLARKSTON CITY JAIL	1	-	-	-	-	-	-	-	-
BENTON COUNTY	COUNTY JAIL	39	-	-	-	2	-	2	-	-
	RICHLAND CITY JAIL	1	-	-	-	-	-	-	-	-
CHELAM COUNTY	CHELAM CITY JAIL	3	-	-	-	-	-	-	-	-
	WENATCHEE CITY JAIL	62	25	-	-	25	-	4	-	-
CLALLAM COUNTY	PORT ANGELES CITY JAIL	23	3	2	-	1	-	-	-	-
CLARK COUNTY	COUNTY JAIL	98	-	-	-	4	-	4	-	-
COLUMBIA COUNTY	COUNTY JAIL	2	-	-	-	-	-	-	-	-
COWLITZ COUNTY	COUNTY JAIL	29	-	-	-	-	-	-	-	-
DOUGLAS COUNTY	COUNTY JAIL	8	-	-	-	-	-	-	-	-
FRANKLIN COUNTY	COUNTY JAIL	51	2	-	-	2	-	-	-	-
GRANT COUNTY	COUNTY JAIL	17	-	-	-	1	-	1	-	-
GRAYS HARBOR COUNTY	COUNTY JAIL	37	-	-	-	5	-	4	1	-
	ABERDEEN CITY JAIL	9	-	-	-	2	-	-	-	-
	HOQUIAM CITY JAIL	-	-	-	-	-	-	-	-	-
ISLAND COUNTY	COUNTY JAIL	17	-	-	-	2	-	1	1	-
	OAK HARBOR CITY JAIL	5	-	-	-	-	-	-	-	-
JEFFERSON COUNTY	COUNTY JAIL	8	-	-	-	2	-	-	2	-
KING COUNTY	COUNTY REHAB. SERVICES DEPT.	767	-	-	-	91	62	24	5	-
	AUBURN CITY JAIL	7	-	-	-	1	-	-	1	-
	ENUNCLAW CITY JAIL	2	-	-	-	-	-	-	-	-
	KENT CITY JAIL	4	-	-	-	-	-	-	-	-
	KIRKLAND CITY JAIL	2	-	-	-	-	-	-	-	-
	RENTON CITY JAIL	6	-	-	-	-	-	-	-	-
KITSAP COUNTY	COUNTY JAIL	50	-	-	-	8	-	5	3	-
	BREMERTON CITY CITY JAIL	2	-	-	-	-	-	-	-	-
KITTITAS COUNTY	COUNTY JAIL	23	-	-	-	-	-	-	-	-
KLICKITAT COUNTY	COUNTY JAIL	14	-	-	-	1	-	1	-	-
LEWIS COUNTY	COUNTY JAIL	38	-	-	-	2	-	1	1	-
LINCOLN COUNTY	COUNTY JAIL	4	-	-	-	-	-	-	-	-
MASON COUNTY	COUNTY JAIL	14	-	-	-	-	-	-	-	-
OKANOGAN COUNTY	COUNTY JAIL	29	-	-	-	3	-	2	1	-
	ORVILLE CITY JAIL	4	-	-	-	-	-	-	-	-
PACIFIC COUNTY	COUNTY JAIL	10	-	-	-	-	-	-	-	-
PEND OREILLE COUNTY	COUNTY JAIL	3	-	-	-	-	-	-	-	-
PIERCE COUNTY	COUNTY JAIL	155	-	-	-	70	-	70	-	-
	PUYALLUP CITY CITY JAIL	2	-	-	-	-	-	-	-	-
	SUMNER CITY CITY JAIL	2	-	-	-	-	-	-	-	-
	TACOMA CITY CITY JAIL	78	25	10	-	15	-	-	-	-
SKAGIT COUNTY	COUNTY JAIL	26	-	-	-	-	-	-	-	-
	ANACORTES CITY JAIL	-	-	-	-	-	-	-	-	-
	MOUNT VERNON CITY JAIL	-	-	-	-	-	-	-	-	-
SKAMANIA COUNTY	COUNTY JAIL	5	-	-	-	-	-	-	-	-
SNOHOMISH COUNTY	COUNTY JAIL	104	4	4	-	3	-	3	-	-
	MARYSVILLE CITY JAIL	1	-	-	-	-	-	-	-	-
	LYNNWOOD CITY JAIL	7	3	-	-	3	-	1	-	-
SPOKANE COUNTY	COUNTY WORK RELEASE PROGRAM.	63	-	-	-	5	-	-	5	-
	COUNTY JAIL	240	10	-	-	33	20	13	-	-
STEVENS COUNTY	COUNTY JAIL	19	3	-	-	7	-	4	3	-
THURSTON COUNTY	COUNTY JAIL	47	-	-	-	6	-	4	2	-
	OLYMPIA CITY JAIL	8	-	-	-	2	-	-	2	-
WAHIAKUM COUNTY	COUNTY JAIL	-	-	-	-	-	-	-	-	-
WALLA WALLA COUNTY	COUNTY JAIL	14	-	-	-	2	-	2	-	-
	WALLA WALLA CITY JAIL	3	-	-	-	1	-	1	-	-
WHATCOM COUNTY	COUNTY JAIL	48	-	-	-	3	-	3	-	-
	BELLINGHAM CITY JAIL	15	3	-	-	1	-	1	-	-
WHITMAN COUNTY	COUNTY JAIL	7	-	-	-	1	-	-	1	-
YAKIMA COUNTY	COUNTY JAIL	199	-	-	-	6	6	-	-	-
	TOPPENISH CITY JAIL	6	-	-	-	1	-	-	1	-
STATE TOTAL		2 437	78	16	-	62	270	91	150	29

See footnote at end of table.

Table 6. Inmates held for other authorities on February 15, 1978, by county, by local jail within county—Continued

Name of county	Name of jail	Total number of inmates on February 15, 1978	Number of inmates held as a result of over-crowding				Number of inmates held for other reasons			
			Total	Federal	State	Other local	Total	Federal	State	Other local
WYOMING (31 JAILS)										
ALBANY COUNTY	COUNTY JAIL	14	3	-	-	3	1	-	-	-
BIG HORN COUNTY	COUNTY JAIL	3	-	-	-	-	-	-	1	-
CAMPBELL COUNTY	COUNTY JAIL	19	-	-	-	-	-	-	2	-
	GILLETTE CITY JAIL	1	-	-	-	-	-	-	-	-
CARBON COUNTY	COUNTY JAIL	22	-	-	-	-	-	-	2	-
CONVERSE COUNTY	COUNTY JAIL	4	-	-	-	5	-	3	2	-
CROOK COUNTY	COUNTY JAIL	-	-	-	-	-	-	-	-	-
FREMONT COUNTY	COUNTY JAIL	25	-	-	-	-	-	-	-	-
	RIVERTON CITY JAIL	2	-	-	-	-	-	-	-	-
GOSHEN COUNTY	COUNTY JAIL	3	-	-	-	-	-	-	-	-
	TORRINGTON CITY JAIL	-	-	-	-	-	-	-	-	-
HOT SPRINGS COUNTY	COUNTY JAIL	2	-	-	-	-	-	-	-	-
	THERMOPOLIS CITY JAIL	1	-	-	-	-	-	-	-	-
JOHNSON COUNTY	COUNTY JAIL	5	-	-	-	-	-	-	-	-
LARAMIE COUNTY	COUNTY JAIL	43	-	-	-	-	-	-	-	-
	CHEYENNE CITY JAIL	18	-	-	-	17	7	10	-	-
LINCOLN COUNTY	COUNTY JAIL	6	-	-	-	1	1	-	-	-
NATRONA COUNTY	COUNTY JAIL	23	-	-	-	-	-	-	-	-
NIOBRARA COUNTY	COUNTY JAIL	1	-	-	-	1	-	1	-	-
PARK COUNTY	COUNTY JAIL	6	-	-	-	-	-	-	-	-
	POWELL CITY JAIL	-	-	-	-	-	-	-	-	-
PLATTE COUNTY	COUNTY JAIL	4	-	-	-	-	-	-	-	-
SHERIDAN COUNTY	COUNTY JAIL	9	-	-	-	1	-	1	-	-
	SHERIDAN CITY JAIL	4	-	-	-	-	-	-	-	-
SUBLETTE COUNTY	COUNTY JAIL	1	-	-	-	-	-	-	-	-
SWEETWATER COUNTY	COUNTY JAIL	16	-	-	-	-	-	-	-	-
TETON COUNTY	COUNTY JAIL	3	-	-	-	5	3	1	1	-
VINTA COUNTY	COUNTY JAIL	5	-	-	-	-	-	-	-	-
WASHAKIE COUNTY	COUNTY JAIL	3	-	-	-	-	-	-	-	-
	WORLAND CITY JAIL	1	-	-	-	-	-	-	-	-
WESTON COUNTY	COUNTY JAIL	-	-	-	-	-	-	-	-	-
STATE TOTAL		244	3	-	-	3	33	11	16	3

- Represents zero or rounds to zero.

Table 7. Institutional services, by county, by local jail within county

Name of county	Name of jail	Drug related services (Y Yes, N No)				Alcohol related services (Y Yes, N No)			
		Drug diagnostic tests are administered to inmates upon admission	Drug counseling is offered to inmates			Alcohol diagnostic tests are administered to inmates upon admission	Alcohol counseling is offered to inmates		
			Yes, run by institution	Yes, run by outside organization	No		Yes, run by institution	Yes, run by outside organization	No
ARIZONA									
COCHISE COUNTY	COUNTY JAIL.	N		Y	N		Y		
COCONINO COUNTY	COUNTY JAIL.	N		Y	N		Y		
MARICOPA COUNTY	COUNTY JAIL-MAXIMUM SECURITY COUNTY JAIL-MEDIUM SECURITY COUNTY JAIL-MINIMUM SECURITY CHANDLER CITY JAIL	N N N N		Y Y Y	N N N N		Y Y Y		N
NAVAJO COUNTY	COUNTY JAIL. WINSLOW CITY JAIL.	N N		Y Y	N N		Y Y		
PIMA COUNTY	COUNTY JAIL. COUNTY JAIL ANNEX.	N N		Y Y	N N		Y Y		
PINAL COUNTY	COUNTY JAIL.	N		Y	N		Y		N
YUMA COUNTY	COUNTY JAIL.	N			N				N
STATE TOTAL		N 12 Y 0	-	10	2	N 12 Y 0	-	10	2

See footnotes at end of table.

Table 7. Institutional services, by county, by local jail within county—Continued

Name of county	Name of jail	Drug related services (Y Yes, N No)				Alcohol related services (Y Yes, N No)			
		Drug diagnostic tests are administered to inmates upon admission	Drug counseling is offered to inmates			Alcohol diagnostic tests are administered to inmates upon admission	Alcohol counseling is offered to inmates		
			Yes, run by institution	Yes, run by outside organization	No		Yes, run by institution	Yes, run by outside organization	No
CALIFORNIA									
ALAMEDA COUNTY	SANTA RITA REHAB. CENTER . . . COUNTY JAIL. COUNTY WORK FURLOUGH--MALE . . . OAKLAND CITY JAIL.	N N N N		Y Y Y	N N N N		Y Y Y		
BUTTE COUNTY	COUNTY JAIL.	N		Y	N		Y		
CONTRA COSTA COUNTY	COUNTY JAIL. COUNTY REHABILITATION CENTER	N N			N N		Y		N N
EL DORADO COUNTY	COUNTY JAIL.	N		Y	N		Y		
FRESNO COUNTY	COUNTY JAIL. COUNTY INDUSTRIAL FARM	N N		Y Y	N N		Y Y		
HUMBOLDT COUNTY	COUNTY JAIL.	N		Y	N		Y		
IMPERIAL COUNTY	COUNTY JAIL. COUNTY MINIMUM SECURITY JAIL	Y Y			N Y		Y Y		N
KERN COUNTY	COUNTY JAIL (BAKERSFIELD). . . COUNTY JAIL (LERDO).	N N		Y Y	N N		Y Y		Y Y
KINGS COUNTY	COUNTY JAIL.	N		Y	N		Y		
LOS ANGELES COUNTY	DETENTION CAMP 15. DETENTION CAMP 18. MIRA LOMA FACILITY HALL OF JUSTICE JAIL CENTRAL COUNTY JAIL. WAYSIDE HONOR RANCH. SYDIL BRAND INSTITUTE. WAYSIDE HONOR RANCHO DETEN. ON CAMP 13. DETEN. ON CAMP 14. LONG BEACH CITY JAIL	N N N N N N N N N N N Y		Y Y Y Y Y Y Y Y Y Y	N N N N N N N N N N N N		Y Y Y Y Y Y Y Y Y Y		Y Y Y Y Y Y Y Y Y
MADERA COUNTY	COUNTY JAIL.	N			N				N
MARIN COUNTY	COUNTY JAIL.	N		Y	N		Y		
MENDOCINO COUNTY	COUNTY JAIL. COUNTY MAXIMUM SECURITY JAIL	N N		Y Y	N N		Y Y		
MERCED COUNTY	COUNTY REHABILITATION CENTER	N		Y	N		Y		
MONTEREY COUNTY	COUNTY JAIL.	N		Y	N		Y		
NAPA COUNTY	DEPT. OF CORRECTIONS	Y		Y	Y		Y		
NEVADA COUNTY	COUNTY JAIL.	N		Y	N		Y		
ORANGE COUNTY	COUNTY JAIL. THEO LACY FACILITY J. A. MUSICK FACILITY.	N N N		Y Y Y	N N N		Y Y Y		
PLACER COUNTY	COUNTY JAIL.	N		Y	N		Y		
RIVERSIDE COUNTY	COUNTY HONOR CAMP. COUNTY JAIL (RIVERSIDE). COUNTY JAIL (INDIO).	N N N		Y Y Y	N N N		Y Y Y		
SACRAMENTO COUNTY	COUNTY MAIN JAIL RIO COSUMNES CORRECTION CTR.	Y N			N Y		Y Y		N Y
SAN BERNARDINO COUNTY	COUNTY JAIL. GLEN HELEN REHAB. CENTER . . .	N N			N N		Y Y		Y Y
SAN DIEGO COUNTY	COUNTY WORK FURLOUGH CENTER. BARRETT HONOR CAMP CAMP DESCANSO. CAMP MORENA. LA CIHA CONSV. HONOR CAMP. VIEJAS CAMP. WEST FOLK HONOR CAMP COUNTY JAIL. LAS COLINAS WOMENS DET. FAC.	N N N N N N N N Y		Y Y Y Y Y Y	N N N N N N N N		Y Y Y Y Y Y		Y Y Y Y Y Y
SAN FRANCISCO CITY	COUNTY JAIL--HALL OF JUSTICE COUNTY JAIL--NOS. 1 AND 3. COUNTY JAIL--NOS. 2 AND 4. COUNTY JAIL--NO. 5	N N N Y		Y Y Y	N N N		Y Y Y		Y Y Y
SAN JOAQUIN COUNTY	COUNTY JAIL--MENS UNIT COUNTY JAIL--WOMENS UNIT COUNTY HONOR FARM.	N N N		Y Y Y	N N N		Y Y Y		Y Y Y
SAN LUIS OBISPO COUNTY	COUNTY JAIL.	Y		Y	Y		Y		Y
SAN MATEO COUNTY	COUNTY MAIN JAIL COUNTY HONOR CAMP NO. 1. COUNTY WORK FURLOUGH FACILITY	N Y N		Y Y	N N		Y Y		Y Y
SANTA BARBARA COUNTY	COUNTY DETENTION FACILITY. . . COUNTY HONOR FARM.	N N			N N		Y Y		Y Y

See footnotes at end of table.

Table 7. Institutional services, by county, by local jail within county—Continued

Name of county	Name of jail	Drug related services (Y Yes, N No)			Alcohol related services (Y Yes, N No)				
		Drug diagnostic tests are administered to inmates upon admission	Drug counseling is offered to inmates			Alcohol diagnostic tests are administered to inmates upon admission	Alcohol counseling is offered to inmates		
			Yes, run by institution	Yes, run by outside organization	No		Yes, run by institution	Yes, run by outside organization	No
CALIFORNIA--CONTINUED									
SANTA CLARA COUNTY	COUNTY MAIN JAIL	N		Y		N		Y	
	COUNTY JAIL (MILPITAS)	N		Y		N		Y	
	COUNTY JAIL (PALO ALTO)	N		Y		N		Y	
	WOMEN'S DETENTION FACILITY CO. JAIL--MINIMUM SECURITY	N	Y	Y		N	Y	Y	
SANTA CRUZ COUNTY	COUNTY JAIL	N		Y		N		Y	
	REHABILITATION FACILITY	Y				Y			
SHASTA COUNTY	COUNTY JAIL	N		Y	N	N		Y	
	COUNTY REHABILITATION CENTER	N			N	N		Y	
SOLANO COUNTY	COUNTY JAIL	N		Y		N		Y	
	REHABILITATION CENTER	N		Y		N		Y	
SONOMA COUNTY	COUNTY JAIL	N		Y		N		Y	
	COUNTY MINIMUM SECURITY JAIL	N		Y		N		Y	
STANISLAUS COUNTY	COUNTY JAIL	N		Y		N		Y	
	COUNTY HONOR FARM	Y				Y			
SUTTER COUNTY	COUNTY JAIL	N		Y		N		Y	
	COUNTY JAIL	N		Y		N		Y	
TULARE COUNTY	COUNTY JAIL	N		Y		N		Y	
	COUNTY CORRECTIONAL CENTER	N				N		Y	
	COUNTY JAIL	N		Y		N		Y	
VENTURA COUNTY	COUNTY JAIL	N		Y		N		Y	
	COUNTY HONOR FARM	N		Y		N		Y	
	COUNTY BRANCH JAIL	N		Y		N		Y	
YOLO COUNTY	COUNTY JAIL	N				Y			
YUBA COUNTY	COUNTY JAIL	N	Y				Y		
STATE TOTAL		N 80 Y 11	11	71	11	N 77 Y 14	11	84	5

See footnotes at end of table.

Table 7. Institutional services, by county, by local jail within county—Continued

Name of county	Name of jail	Drug related services (Y Yes, N No)			Alcohol related services (Y Yes, N No)				
		Drug diagnostic tests are administered to inmates upon admission	Drug counseling is offered to inmates			Alcohol diagnostic tests are administered to inmates upon admission	Alcohol counseling is offered to inmates		
			Yes, run by institution	Yes, run by outside organization	No		Yes, run by institution	Yes, run by outside organization	No
COLORADO									
ADAMS COUNTY	COUNTY JAIL	N			N	N			N
ARAPAHOE COUNTY	COUNTY JAIL	N			N	N			N
BOULDER COUNTY	COUNTY JAIL	N	Y	Y		N	Y	Y	
DENVER CITY-COUNTY	DENVER CITY JAIL	N			N	N			N
	COUNTY JAIL	N			N	N			N
EL PASO COUNTY	COUNTY JAIL	Y			Y	N		Y	
JEFFERSON COUNTY	COUNTY JAIL	N			Y	N		Y	
PUEBLO COUNTY	COUNTY JAIL	N			N	N			N
WELD COUNTY	COUNTY JAIL	N	Y			N		Y	
STATE TOTAL		N 8 Y 1	2	3	5	N 9 Y 0	1	4	5

See footnotes at end of table.

Table 7. Institutional services, by county, by local jail within county—Continued

Name of county	Name of jail	Drug related services (Y Yes, N No)			Alcohol related services (Y Yes, N No)				
		Drug diagnostic tests are administered to inmates upon admission	Drug counseling is offered to inmates		Alcohol diagnostic tests are administered to inmates upon admission	Alcohol counseling is offered to inmates			
			Yes, run by institution	Yes, run by outside organization		No	Yes, run by institution	Yes, run by outside organization	No
IDAHO									
ADA COUNTY	COUNTY JAIL.	Y		Y		Y		Y	
BANNOCK COUNTY	COUNTY JAIL.	N		Y		Y		Y	
CANYON COUNTY	COUNTY JAIL.	Y		Y		Y		Y	
STATE TOTAL	N 1 Y 2	-	3	-	N 0 Y 3	-	3	-

See footnotes at end of table.

Table 7. Institutional services, by county, by local jail within county—Continued

Name of county	Name of jail	Drug related services (Y=Yes, N=No)			Alcohol related services (Y=Yes, N=No)				
		Drug diagnostic tests are administered to inmates upon admission	Drug counseling is offered to inmates		Alcohol diagnostic tests are administered to inmates upon admission	Alcohol counseling is offered to inmates			
			Yes, run by institution	Yes, run by outside organization		No	Yes, run by institution	Yes, run by outside organization	No
MONTANA									
YELLOWSTONE COUNTY	COUNTY JAIL.	N		Y		N		Y	
STATE TOTAL	N 1 Y 0	-	1	-	N 1 Y 0	-	1	-

See footnotes at end of table.

Table 7. Institutional services, by county, by local jail within county—Continued

Name of county	Name of jail	Drug related services (Y=Yes, N=No)			Alcohol related services (Y=Yes, N=No)			
		Drug diagnostic tests are administered to inmates upon admission	Drug counseling is offered to inmates		Alcohol diagnostic tests are administered to inmates upon admission	Alcohol counseling is offered to inmates		
			Yes, run by institution	Yes, run by outside organization		No	Yes, run by institution	Yes, run by outside organization
NEVADA								
CLARK COUNTY	COUNTY JAIL	N			N			N
	COUNTY JAIL ANNEX.	N			N			N
WASHOE COUNTY	COUNTY JAIL.	N			N			N
STATE TOTAL	N 3 Y 0	-	-	3			N 3 Y 0

See footnotes at end of table.

Table 7. Institutional services, by county, by local jail within county—Continued

Name of county	Name of jail	Drug related services (Y=Yes, N=No)			Alcohol related services (Y=Yes, N=No)			
		Drug diagnostic tests are administered to inmates upon admission	Drug counseling is offered to inmates		Alcohol diagnostic tests are administered to inmates upon admission	Alcohol counseling is offered to inmates		
			Yes, run by institution	Yes, run by outside organization		No	Yes, run by institution	Yes, run by outside organization
NEW MEXICO								
BERNALILLO COUNTY	COUNTY JAIL.	Y			Y			Y
	MONTESSA PARK DETN. CENTER	Y			Y			Y
DONA ANA COUNTY	COUNTY JAIL.	N			Y			Y
MCKINLEY COUNTY	GALLUP CITY JAIL	N			Y			Y
STATE TOTAL	N 2 Y 2	-	-	4			N 2 Y 2

See footnotes at end of table.

Table 7. Institutional services, by county, by local jail within county—Continued

Name of county	Name of jail	Drug related services (Y=Yes, N=No)			Alcohol related services (Y=Yes, N=No)		
		Drug diagnostic tests are administered to inmates upon admission	Drug counseling is offered to inmates		Alcohol diagnostic tests are administered to inmates upon admission	Alcohol counseling is offered to inmates	
			Yes, run by institution	Yes, run by outside organization		No	Yes, run by institution
OREGON							
CLACKAMAS COUNTY	COUNTY JAIL.	N		Y	N		Y
DOUGLAS COUNTY	COUNTY JAIL.	N		Y	N		Y
JACKSON COUNTY	COUNTY JAIL.	N		Y	N		Y
JOSEPHINE COUNTY	COUNTY JAIL.	Y	Y	Y	Y	Y	Y
LANE COUNTY	COUNTY JAIL.	N	Y	Y	N	Y	Y
MARION COUNTY	COUNTY JAIL.	N		Y	N		Y
MULTNOMAH COUNTY	CO. CORRECTIONAL INSTITUTION	N		Y	N		Y
	ROCKY BUTTE JAIL.	N		Y	N		Y
WASHINGTON COUNTY	COUNTY JAIL.	N		Y	N		Y
STATE TOTAL	N 8 Y 1	2	9	N 8 Y 1	2	9

See footnotes at end of table.

Table 7. Institutional services, by county, by local jail within county—Continued

Name of county	Name of jail	Drug related services (Y=Yes, N=No)			Alcohol related services (Y=Yes, N=No)		
		Drug diagnostic tests are administered to inmates upon admission	Drug counseling is offered to inmates		Alcohol diagnostic tests are administered to inmates upon admission	Alcohol counseling is offered to inmates	
			Yes, run by institution	Yes, run by outside organization		No	Yes, run by institution
UTAH							
SALT LAKE COUNTY	COUNTY JAIL.	Y		Y	Y		Y
WEBER COUNTY	COUNTY JAIL.	N		Y	N		Y
STATE TOTAL	N 1 Y 1	-	2	N 1 Y 1	-	2

See footnotes at end of table.

Table 7. Institutional services, by county, by local jail within county—Continued

Name of county	Name of jail	Drug related services (Y=Yes, N=No)				Alcohol related services (Y=Yes, N=No)			
		Drug diagnostic tests are administered to inmates upon admission	Drug counseling is offered to inmates			Alcohol diagnostic tests are administered to inmates upon admission	Alcohol counseling is offered to inmates		
			Yes, run by institution	Yes, run by outside organization	No		Yes, run by institution	Yes, run by outside organization	No
WASHINGTON									
CLARK COUNTY	COUNTY JAIL.	N		Y		Y		Y	
FRANKLIN COUNTY	COUNTY JAIL.	N		Y		N		Y	
GRAYS HARBOR COUNTY	COUNTY JAIL.	N			N	N			N
KING COUNTY	COUNTY REHAB. SERVICES DEPT.	N		Y		N		Y	
KITSAP COUNTY	COUNTY JAIL.	N		Y		N		Y	
PIERCE COUNTY	COUNTY JAIL.	N		Y		N		Y	
	TACOMA CITY JAIL.	N			N	N			N
SNOHOMISH COUNTY	COUNTY JAIL.	N			N	N			N
SPOKANE COUNTY	COUNTY WORK RELEASE PROGRAM, COUNTY JAIL.	N		Y		N		Y	
THURSTON COUNTY	COUNTY JAIL.	N		Y		N		Y	
YAKIMA COUNTY	COUNTY JAIL.	N		Y		N		Y	
STATE TOTAL		N 12 Y 0	-	9	3	N 11 Y 1	-	9	3

NA Not available.

Table 8. Inmate mortality, by county, by local jail within county

Name of county	Name of jail	For 1977, the number of inmates who died while confined in this jail				Cause of death												
		Total	Adult males	Adult females	Juveniles	Illness/natural causes				Suicide								
						Total	Adult males	Adult females	Juveniles	Total	Adult males	Adult females	Juveniles					
ARIZONA																		
GREENLEE COUNTY	COUNTY JAIL.	1	1	-	-	-	-	-	-	-	-	-	-	-	-	-	-	-
MARICOPA COUNTY	COUNTY JAIL--MAXIMUM SECURITY COUNTY JAIL--MINIMUM SECURITY	6 2	6 2	- -	- -	- -	- -	- -	- -	- -	- -	- -	- -	- -	- -	- -	- -	- -
NAVAJO COUNTY	COUNTY JAIL.	1	1	-	-	-	-	-	-	-	-	-	-	-	-	-	-	-
PIMA COUNTY	COUNTY JAIL.	3	3	-	-	-	-	-	-	-	-	-	-	-	-	-	-	-
YUMA COUNTY	COUNTY JAIL.	1	1	-	-	1	1	-	-	2	2	-	-	-	-	-	-	-
STATE TOTAL		14	14	-	-	2	2	-	-	10	10	-	-	-	-	-	-	-

See footnotes at end of table.

Table 8. Inmate mortality, by county, by local jail within county—Continued

Name of county	Name of jail	Cause of death--Continued											
		Accidental injury to self				Injury by another person				Other death			
		Total	Adult males	Adult females	Juveniles	Total	Adult males	Adult females	Juveniles	Total	Adult males	Adult females	Juveniles
ARIZONA													
GREENLEE COUNTY	COUNTY JAIL.	-	-	-	-	-	-	-	-	-	-	-	-
HARICOPA COUNTY	COUNTY JAIL--MAXIMUM SECURITY COUNTY JAIL--MINIMUM SECURITY	-	-	-	-	-	-	-	-	2	-	2	-
NAVAJO COUNTY	COUNTY JAIL.	-	-	-	-	-	-	-	-	-	-	-	-
PIMA COUNTY	COUNTY JAIL.	-	-	-	-	-	-	-	-	-	-	-	-
YUMA COUNTY	COUNTY JAIL.	-	-	-	-	-	-	-	-	-	-	-	-
STATE TOTAL	-	-	-	-	-	-	-	-	2	-	2	-

Table 8. Inmate mortality, by county, by local jail within county—Continued

Name of county	Name of jail	For 1977, the number of inmates who died while confined in this jail				Cause of death								
		Total	Adult males	Adult females	Juveniles	Illness/natural causes				Suicide				
						Total	Adult males	Adult females	Juveniles	Total	Adult males	Adult females	Juveniles	
CALIFORNIA														
ALAMEDA COUNTY	SANTA RITA REHAB. CENTER . .	4	3	1	-	1	1	-	-	1	1	-	-	
AMADOR COUNTY	COUNTY JAIL.	1	1	-	-	-	-	-	-	1	1	-	-	
EL DORADO COUNTY	COUNTY JAIL.	2	2	-	-	-	-	-	-	2	2	-	-	
FRESNO COUNTY	COUNTY JAIL.	1	-	1	-	-	-	-	-	1	-	1	-	
IMPERIAL COUNTY	BRAWLEY CITY JAIL.	1	1	-	-	-	-	-	-	-	-	-	-	
KINGS COUNTY	COUNTY JAIL.	2	1	1	-	1	1	-	-	1	-	1	-	
LOS ANGELES COUNTY	DETENTION CAMP 18.	1	1	-	-	-	-	-	-	-	-	-	-	
	CENTRAL COUNTY JAIL.	4	4	-	-	1	1	-	-	3	3	-	-	
	WAYSIDE HONOR RANCHO	1	1	-	-	1	1	-	-	-	-	-	-	
	BURBANK CITY JAIL.	1	1	-	-	1	1	-	-	1	1	-	-	
	CULVER CITY CITY JAIL.	1	1	-	-	1	1	-	-	-	-	-	-	
	LONG BEACH CITY JAIL.	3	3	-	-	2	2	-	-	-	-	-	-	
MENDOCINO COUNTY	COUNTY JAIL.	1	1	-	-	-	-	-	-	1	1	-	-	
MONTEREY COUNTY	COUNTY JAIL.	3	3	-	-	-	-	-	-	1	1	-	-	
ORANGE COUNTY	COUNTY JAIL.	3	3	-	-	-	-	-	-	1	1	-	-	
RIVERSIDE COUNTY	COUNTY JAIL.	2	2	-	-	-	-	-	-	2	2	-	-	
	PERRIS CITY JAIL.	1	1	-	-	1	1	-	-	2	2	-	-	
SACRAMENTO COUNTY	COUNTY MAIN JAIL.	4	4	-	-	2	2	-	-	2	2	-	-	
SAN BERNARDINO COUNTY	GLEN HELEN REHAB. CENTER . .	1	1	-	-	-	-	-	-	1	1	-	-	
SAN DIEGO COUNTY	COUNTY JAIL.	2	2	-	-	-	-	-	-	-	-	-	-	
SAN FRANCISCO CITY	CITY JAIL (HALL OF JUSTICE). .	3	3	-	-	2	2	-	-	1	1	-	-	
SAN MATEO COUNTY	COUNTY MAIN JAIL.	1	1	-	-	-	-	-	-	1	1	-	-	
SANTA CLARA COUNTY	COUNTY JAIL--MINIMUM SECURITY	1	1	-	-	-	-	-	-	-	-	-	-	
SANTA CRUZ COUNTY	COUNTY JAIL.	1	1	-	-	-	-	-	-	1	1	-	-	
SONOMA COUNTY	COUNTY JAIL.	1	1	-	-	-	-	-	-	1	1	-	-	
STANISLAUS COUNTY	COUNTY JAIL.	2	1	1	-	-	-	-	-	2	1	1	-	
VENTURA COUNTY	COUNTY JAIL.	1	1	-	-	-	-	-	-	-	-	-	-	
YUBA COUNTY	COUNTY JAIL.	1	1	-	-	-	-	-	-	1	1	-	-	
STATE TOTAL		50	46	4	-	12	12	-	-	25	22	3	-	

See footnotes at end of table.

Table 8. Inmate mortality, by county, by local jail within county—Continued

Name of county	Name of jail	Cause of death--Continued												
		Accidental injury to self				Injury by another person				Other death				
		Total	Adult males	Adult females	Juveniles	Total	Adult males	Adult females	Juveniles	Total	Adult males	Adult females	Juveniles	
CALIFORNIA														
ALAMEDA COUNTY	SANTA RITA REHAB. CENTER . .	-	-	-	-	-	-	-	-	2	1	1	-	
AMADOR COUNTY	COUNTY JAIL.	-	-	-	-	-	-	-	-	-	-	-	-	
EL DORADO COUNTY	COUNTY JAIL.	-	-	-	-	-	-	-	-	-	-	-	-	
FRESNO COUNTY	COUNTY JAIL.	-	-	-	-	-	-	-	-	-	-	-	-	
IMPERIAL COUNTY	BRAWLEY CITY JAIL.	1	1	-	-	-	-	-	-	-	-	-	-	
KINGS COUNTY	COUNTY JAIL.	-	-	-	-	-	-	-	-	-	-	-	-	
LOS ANGELES COUNTY	DETENTION CAMP 18.	1	1	-	-	-	-	-	-	-	-	-	-	
	CENTRAL COUNTY JAIL.	-	-	-	-	-	-	-	-	-	-	-	-	
	WAYSIDE HONOR RANCHO	-	-	-	-	-	-	-	-	-	-	-	-	
	BURBANK CITY JAIL.	-	-	-	-	-	-	-	-	-	-	-	-	
	CULVER CITY CITY JAIL.	-	-	-	-	-	-	-	-	-	-	-	-	
	LONG BEACH CITY JAIL.	-	-	-	-	1	1	-	-	-	-	-	-	
MENDOCINO COUNTY	COUNTY JAIL.	-	-	-	-	-	-	-	-	-	-	-	-	
MONTEREY COUNTY	COUNTY JAIL.	-	-	-	-	2	2	-	-	-	-	-	-	
ORANGE COUNTY	COUNTY JAIL.	-	-	-	-	-	-	-	-	2	2	-	-	
RIVERSIDE COUNTY	COUNTY JAIL.	-	-	-	-	-	-	-	-	-	-	-	-	
	PERRIS CITY JAIL.	-	-	-	-	-	-	-	-	-	-	-	-	
SACRAMENTO COUNTY	COUNTY MAIN JAIL.	-	-	-	-	-	-	-	-	-	-	-	-	
SAN BERNARDINO COUNTY	GLEN HELEN REHAB. CENTER . .	-	-	-	-	-	-	-	-	-	-	-	-	
SAN DIEGO COUNTY	COUNTY JAIL.	1	1	-	-	-	-	-	-	1	1	-	-	
SAN FRANCISCO CITY	CITY JAIL (HALL OF JUSTICE). .	-	-	-	-	-	-	-	-	-	-	-	-	
SAN MATEO COUNTY	COUNTY MAIN JAIL.	-	-	-	-	-	-	-	-	-	-	-	-	
SANTA CLARA COUNTY	COUNTY JAIL--MINIMUM SECURITY	-	-	-	-	-	-	-	-	1	1	-	-	
SANTA CRUZ COUNTY	COUNTY JAIL.	-	-	-	-	-	-	-	-	-	-	-	-	
SONOMA COUNTY	COUNTY JAIL.	-	-	-	-	-	-	-	-	-	-	-	-	
STANISLAUS COUNTY	COUNTY JAIL.	-	-	-	-	-	-	-	-	-	-	-	-	
VENTURA COUNTY	COUNTY JAIL.	-	-	-	-	1	1	-	-	-	-	-	-	
YUBA COUNTY	COUNTY JAIL.	-	-	-	-	-	-	-	-	-	-	-	-	
STATE TOTAL		3	3	-	-	5	5	-	-	5	4	1	-	

Table 8. Inmate mortality, by county, by local jail within county—Continued

Name of county	Name of jail	For 1977, the number of inmates who died while confined in this jail				Cause of death							
		Total	Adult males	Adult females	Juveniles	Illness/natural causes				Suicide			
						Total	Adult males	Adult females	Juveniles	Total	Adult males	Adult females	Juveniles
COLORADO													
BACA COUNTY	COUNTY JAIL.	3	3	-	-	3	3	-	-	-	-	-	-
BOULDER COUNTY	COUNTY JAIL.	1	1	-	-	-	-	-	-	1	1	-	-
CONEJOS COUNTY	COUNTY JAIL.	1	1	-	-	-	-	-	-	-	-	-	-
DENVER CITY/COUNTY	COUNTY JAIL.	1	1	-	-	-	-	-	-	-	-	-	-
STATE TOTAL		6	6	-	-	3	3	-	-	2	2	-	-

See footnotes at end of table.

Table 8. Inmate mortality, by county, by local jail within county—Continued

Name of county	Name of jail	Cause of death—Continued											
		Accidental injury to self				Injury by another person				Other death			
		Total	Adult males	Adult females	Juveniles	Total	Adult males	Adult females	Juveniles	Total	Adult males	Adult females	Juveniles
COLORADO													
BACA COUNTY	COUNTY JAIL.	-	-	-	-	-	-	-	-	-	-	-	-
BOULDER COUNTY	COUNTY JAIL.	-	-	-	-	-	-	-	-	-	-	-	-
CONEJOS COUNTY	COUNTY JAIL.	-	-	-	-	-	-	-	-	-	-	-	-
DENVER CITY/COUNTY	COUNTY JAIL.	-	-	-	-	1	1	-	-	-	-	-	-
STATE TOTAL		-	-	-	-	1	1	-	-	-	-	-	-

Table 8. Inmate mortality, by county, by local jail within county—Continued

Name of county	Name of jail	For 1977, the number of inmates who died while confined in this jail				Cause of death							
		Total	Adult males	Adult females	Juve-niles	Illness/natural causes				Suicide			
						Total	Adult males	Adult females	Juve-niles	Total	Adult males	Adult females	Juve-niles
NEVADA													
CLARK COUNTY	COUNTY JAIL.	4	2	2	-	-	-	-	-	4	2	2	-
ELKO COUNTY	COUNTY JAIL.	2	1	-	1	2	1	-	1	-	-	-	-
HUMBOLDT COUNTY	COUNTY JAIL.	2	2	-	-	1	1	-	-	-	-	-	-
LANDER COUNTY	AUSTIN JAIL.	1	1	-	-	-	-	-	-	1	1	-	-
ORMSBY COUNTY	CARSON CITY JAIL.	1	-	-	1	-	-	-	-	1	-	-	1
WASHOE COUNTY	RENO CITY JAIL.	4	4	-	-	3	3	-	-	-	-	-	-
STATE TOTAL	14	10	2	2	6	5	-	1	6	3	2	1

See footnotes at end of table.

Table 8. Inmate mortality, by county, by local jail within county—Continued

Name of county	Name of jail	Cause of death—Continued											
		Accidental injury to self				Injury by another person				Other death			
		Total	Adult males	Adult females	Juve-niles	Total	Adult males	Adult females	Juve-niles	Total	Adult males	Adult females	Juve-niles
NEVADA													
CLARK COUNTY	COUNTY JAIL.	-	-	-	-	-	-	-	-	-	-	-	-
ELKO COUNTY	COUNTY JAIL.	-	-	-	-	-	-	-	-	-	-	-	-
HUMBOLDT COUNTY	COUNTY JAIL.	-	-	-	-	1	1	-	-	-	-	-	-
LANDER COUNTY	AUSTIN JAIL.	-	-	-	-	-	-	-	-	-	-	-	-
ORMSBY COUNTY	CARSON CITY JAIL.	-	-	-	-	-	-	-	-	-	-	-	-
WASHOE COUNTY	RENO CITY JAIL.	-	-	-	-	-	-	-	-	1	1	-	-
STATE TOTAL	-	-	-	-	1	1	-	-	1	1	-	-

CONTINUED

2 OF 3

Table 8. Inmate mortality, by county, by local jail within county—Continued

Name of county	Name of jail	For 1977, the number of inmates who died while confined in this jail				Cause of death													
		Total	Adult males	Adult females	Juveniles	Illness/natural causes				Suicide									
						Total	Adult males	Adult females	Juveniles	Total	Adult males	Adult females	Juveniles						
WASHINGTON																			
COWLITZ COUNTY	COUNTY JAIL	1	1	-	-	-	-	-	-	1	1	-	-	-	-	-	-	-	-
KITSAP COUNTY	COUNTY JAIL	1	1	-	-	-	-	-	-	1	1	-	-	-	-	-	-	-	-
KLICKITAT COUNTY	COUNTY JAIL	1	1	-	-	-	-	-	-	1	1	-	-	-	-	-	-	-	-
SNOHOMISH COUNTY	COUNTY JAIL	2	2	-	-	1	1	-	-	-	-	-	-	-	-	-	-	-	-
SPOKANE COUNTY	COUNTY JAIL	3	3	-	-	-	-	-	-	1	1	-	-	-	-	-	-	-	-
WALLA WALLA COUNTY	COUNTY JAIL	1	1	-	-	1	1	-	-	-	-	-	-	-	-	-	-	-	-
WHATCOM COUNTY	BELLINGTON CITY JAIL	1	1	-	-	-	-	-	-	1	1	-	-	-	-	-	-	-	-
WHITMAN COUNTY	COUNTY JAIL	1	1	-	-	-	-	-	-	1	1	-	-	-	-	-	-	-	-
YAKIMA COUNTY	COUNTY JAIL	1	1	-	-	-	-	-	-	1	1	-	-	-	-	-	-	-	-
STATE TOTAL	12	12	-	-	2	2	-	-	7	7	-	-	-	-	-	-	-	-

See footnotes at end of table.

Table 8. Inmate mortality, by county, by local jail within county—Continued

Name of county	Name of jail	Cause of death—Continued																		
		Accidental injury to self				Injury by another person				Other death										
		Total	Adult males	Adult females	Juveniles	Total	Adult males	Adult females	Juveniles	Total	Adult males	Adult females	Juveniles							
WASHINGTON																				
COWLITZ COUNTY	COUNTY JAIL	-	-	-	-	-	-	-	-	-	-	-	-	-	-	-	-	-	-	-
KITSAP COUNTY	COUNTY JAIL	-	-	-	-	-	-	-	-	-	-	-	-	-	-	-	-	-	-	-
KLICKITAT COUNTY	COUNTY JAIL	-	-	-	-	-	-	-	-	-	-	-	-	-	-	-	-	-	-	-
SNOHOMISH COUNTY	COUNTY JAIL	1	1	-	-	-	-	-	-	-	-	-	-	-	-	-	-	-	-	-
SPOKANE COUNTY	COUNTY JAIL	2	2	-	-	-	-	-	-	-	-	-	-	-	-	-	-	-	-	-
WALLA WALLA COUNTY	COUNTY JAIL	-	-	-	-	-	-	-	-	-	-	-	-	-	-	-	-	-	-	-
WHATCOM COUNTY	BELLINGTON CITY JAIL	-	-	-	-	-	-	-	-	-	-	-	-	-	-	-	-	-	-	-
WHITMAN COUNTY	COUNTY JAIL	-	-	-	-	-	-	-	-	-	-	-	-	-	-	-	-	-	-	-
YAKIMA COUNTY	COUNTY JAIL	-	-	-	-	-	-	-	-	-	-	-	-	-	-	-	-	-	-	-
STATE TOTAL	3	3	-	-	-	-	-	-	-	-	-	-	-	-	-	-	-	-	-

APPENDIX A

Table 1. Future jails: jails closed for renovation on February 15, 1978, but that will reopen before December 31, 1982

Name and address of jail	Type of change planned*	Anticipated year of change	Number of beds to be added/removed	Total estimated cost (omit cents)	Have funds been committed?	Capacity before renovation	Total capacity after renovation
City Jail P.O. Box 580 Fort Collins, CO 80521.....	B	1978	-4	10,000	Yes	18	14
Parke County Jail ¹ Rockville, IN 47872.....	(NA)	(NA)	(NA)	(NA)	(NA)	(NA)	(NA)
O'Brien County Jail Pringham, IA 51245.....	C	1978	-	(NA)	Yes	12	12
Comanche County Jail Goldwater, KS 67029.....	C	1978	-	20,000	Yes	10	10
Franklin Parish Jail Courthouse Winnsboro, LA 71295.....	A	1978	+4	170,000	Yes	28	32
Caldwell County Jail Kingston, MO 64650.....	C	1978	-	(NA)	Yes	4	4
Manhattan Community Residential Facility 151 West 118th Street New York, NY 10026.....	C	1978	-	270,000	Yes	69	69
Sargent County Jail P.O. Box 157 Forman, ND 58040.....	C	1978	-	80	Yes	4	4
Auglaize County Jail Wapakoneta, OH 45895.....	C	1978	-	(NA)	Yes	32	32
City Jail City Hall Drumright, OK 74030.....	B	1978	-4	20,000	Yes	14	10
Laurens County Jail P.O. Box 68 Laurens, SC 29360.....	A	1978	+49	754,000	Yes	26	75
Mills County Jail Drawer B Goldthwaite, TX 76844.....	B	1979	-4	100,000	No	14	10
Chelan County Jail P.O. Box 36 Wenatchee, WA 98801.....	A	1982	+100	4,000,000	No	40	140

*A = Renovation or addition with increase in capacity
 B = Renovation with decrease in capacity
 C = Renovation with no change in capacity
 D = Closing of part of facility with decrease in capacity
 - Represents zero.
 NA Not available.

¹On July 7, 1977 the Parke County Jail burned down. They use the Clay County Jail. Plans to renovate the jail are uncertain at this time.

APPENDIX B

Table 2. Future jails: jails closed on February 15, 1978, but have definite plans to build or acquire new jails before December 31, 1982


Name and address of jail	Anticipated year in which new jail will be opened	Number of beds planned for the new jail	Total estimated cost (omit cents)	Have funds been committed?	Name and address of jail	Anticipated year in which new jail will be opened	Number of beds planned for the new jail	Total estimated cost (omit cents)	Have funds been committed?
Biscailuz Center Adult Detention Unit 1600 N. Eastern Avenue Los Angeles, CA 90063.....	1978	400	(NA)	Yes	Lyon County Jail 501 Paul Street Marshall, MN 56258.....	1979	26	1,500,000	Yes
Pasco County Detention Center P.O. Drawer 1047 Dade City, FL 33525.....	1980	130	(NA)	Yes	Pipestone County Jail P.O. Box 149 Pipestone, MN 56164.....	1978	9	1,000,000	Yes
Jones County Jail P.O. Box 874 Gray, GA 31032.....	1978	20	400,000	Yes	Sherburne County Jail 318 Lowell Avenue Elk River, MN 55330.....	1980	20-24	2,000,000	No
Logan County Jail Courthouse Lincoln, IL 62656.....	1978	29	1,300,000	Yes	New Madrid County Jail New Madrid, MO 63869.....	1980	42	450,000	Yes
Blackford County Jail Hartford, IN 47348.....	1978	5	50,000	Yes	Platte County Jail Courthouse Platte City, MO 64079.....	1979	29	800,000	Yes
Cass County Jail Logansport, IN 46947.....	1980	60	(NA)	Yes	City Jail P.O. Box 81 Circle, MT 59215.....	1978	8	20,000	No
Haskell County Jail Sublette, KS 67877.....	1978	4	200,000	Yes	Oregon City Jail 5330 Seaman Road Oregon, OH 43616.....	1982	30	2,000,000	No
Breckenridge County Jail Hardinsburg, KY 40143.....	1978	15	273,000	Yes	Anadarko City Jail 209 E. Main Street Anadarko, OK 73005.....	1979	18	570,000	No
Knott County Jail Hendman, KY 41822.....	1978	18	500,000	Yes	Oconee County Jail P.O. Box 327 Walhalla, SC 29691.....	1978	124	1,200,000	Yes
Manifoe County Jail Frenchburg, KY 40322.....	1978	5	10,000	Yes	Union County Jail Elk Point, SD 57025.....	1978	12	(NA)	Yes
Rowan County Jail Morehead, KY 40351.....	1978	7	(NA)	Yes	Nolan County Jail P.O. Box 216 Sweetwater, TX 76556.....	1978	51	500,000	Yes
York County Jail Courthouse Alfred, ME 04072.....	1978	33	1,200,000	Yes	Witzel County Jail New Martinsville, WV 26155.....	1978	16	1,000,000	Yes
Douglas County Jail P.O. Box 56 Alexandria, MN 56308.....	1978	21	950,000	Yes					

NA Not available.

Preceding page blank

APPENDIX C: SURVEY FORMS

Form Approved: O.M.B. No. 43-S77011

FORM CJ-3 (1-5-78)		Information supplied by	
U.S. DEPARTMENT OF COMMERCE BUREAU OF THE CENSUS ACTING AS COLLECTING AGENT FOR LAW ENFORCEMENT ASSISTANCE ADMINISTRATION U.S. DEPARTMENT OF JUSTICE		Name	
		Title	
		Official address - Number and street	
		City	
RETURN TO		Bureau of the Census 1201 East Tenth Street Jeffersonville, Indiana 47132	
CENSUS USE ONLY		State	
2		ZIP code	
E		Telephone	
FROM THE DIRECTOR BUREAU OF THE CENSUS		PLEASE CORRECT ANY ERROR IN NAME AND ADDRESS INCLUDING ZIP CODE	
The Bureau of the Census is conducting a special census of the Nation's jails for the Law Enforcement Assistance Administration (LEAA) of the U.S. Department of Justice. The census of jail facilities, along with a survey of inmates in selected jails, is being undertaken at the direction of the Congress. The purpose of the census is to determine existing and future needs in correctional facilities in the Nation and the adequacy of Federal, State, and local programs to meet such needs.			
Your cooperation in completing the questionnaire will be appreciated. If there are any items on the questionnaire for which the answer cannot be obtained from available records, reasonable estimates are requested. Simply indicate these estimates with an asterisk (*). The duplicate copy of the questionnaire is for your files. The addressed copy should be returned, preferably within 3 weeks, in the enclosed preaddressed envelope. If we can be of assistance in completing the questionnaire, please call us collect at (301) 763-2896.			
This report is authorized by the Omnibus Crime Control and Safe Streets Act of 1968, as amended (42 USC 3701). While you are not legally required to respond, your participation is needed to make the results of this census comprehensive, accurate, and timely.			
Sincerely,  MANUEL D. PLOTKIN			
Enclosures			
If the agency identified in the address box is no longer in operation, mark here and return this form in the enclosed preaddressed envelope → <input type="checkbox"/>			

Preceding page blank

INSTRUCTIONS

Please answer all questions with respect to the facility identified on the mailing label. Do not include inmates in physically separate facilities which are affiliated with this facility. If there are any items on the questionnaire for which the answer cannot be obtained from available records, reasonable estimates are requested. Simply indicate these estimates with an asterisk (*).

For purposes of this survey, a juvenile is defined as a person subject to juvenile court jurisdiction based on age and offense limitations as defined by State law. Persons above the statutory age limit for juveniles who are being held under special "youth" statutes, e.g., "youthful offenders" in California, "adolescents" or "minors" in New York, etc., should be considered as adults.

1. How often do you hold people in this facility more than 48 hours?
Mark (X) one box

1 Never — Do not complete remainder of questionnaire and return in the envelope provided

2 Sometimes

3 Usually or always

2. NORMALLY, what is the maximum sentence that can be served in this jail by law?
Mark (X) one box

1 Sentenced prisoners may not serve their terms in this jail

2 Normally, the maximum sentence that may be served here is some definite period — Specify →

Number		
Years	Months	Days

3 No maximum; any length sentence may be served here

3. What types of persons are confined or held in this jail?
Mark (X) all that apply

1 Adult males

2 Adult females

3 Juveniles (See definition in "Instructions" above)

4. Is this jail structurally part of one of the following?

1 Police station

2 Sheriff's office

3 Courthouse

4 Separate structure

5 Other — Specify →

CENSUS USE

5. Year of construction
If exact year is not known, please estimate and indicate with an asterisk (*).

(a) In what year was the building constructed?

(b) In what year was the building first used as a jail?

6. Are there any definite plans to renovate the existing space in this facility or add to or close the structure between now and December 31, 1982? (Include all plans which have received final administrative approval, even though the necessary funds may not yet have been committed.)

1 Yes — Complete a through e below

2 No

3 Don't know } SKIP to Item 7

Type of change planned	Anticipated year of change	Number of beds to be added/removed	Total estimated cost (Omit cents)	Have any funds been committed?
	(a)	(b)	(c)	(d)
a. Renovation or addition with increase in capacity	19 ____		\$	1 <input type="checkbox"/> Yes 2 <input type="checkbox"/> No
b. Renovation with decrease in capacity	19 ____		\$	1 <input type="checkbox"/> Yes 2 <input type="checkbox"/> No
c. Renovation with no change in capacity	19 ____		\$	1 <input type="checkbox"/> Yes 2 <input type="checkbox"/> No
d. Closing of part of facility with decrease in capacity	19 ____		\$	
e. Closing entire facility	19 ____		\$	

7. Are there any definite plans to build or acquire a NEW jail before December 31, 1982? (Include all plans which have received final administrative approval, even though the necessary funds may not yet have been committed.)

1 Yes — Answer a through d below

2 No

3 Don't know } SKIP to Item 8

a. What is the anticipated year in which the new jail will be opened? 19 ____

b. What is the number of beds planned for the new jail? Number

c. What is the total estimated cost of the new jail? Amount (Omit cents) \$

d. Have any funds been committed? 1 Yes
2 No

	Number			
	Total	Adult males	Adult females	Juveniles
	(a)	(b)	(c)	(d)
8. What is the average one-day inmate population on a typical weekday?				
9. What is the average one-day inmate population on a typical weekend?				
CENSUS USE ONLY				

10. Admissions and releases
Do not include temporary moves such as for court appearances, psychiatric examinations, brief furloughs, etc. Estimates are acceptable and should be indicated with an asterisk (*).

a. What is the number of admissions in a typical week? Number

b. What is the number of releases in a typical week? Number

11. Inmate population at this facility on February 15, 1978
Note — If the count is not available for February 15, 1978, please provide today's count

	Number				
	Total	Adults		Juveniles	
	(a)	Males (b)	Females (c)	Males (d)	Females (e)
a. What was the total number of inmates in the facility on February 15, 1978? (Should equal the sum of b(1) through (7) below)					
b. What was the number of inmates in the facility on February 15, 1978 in each of the following categories:					
(1) Adults not yet arraigned					
(2) Adults arraigned and awaiting trial and persons being tried at this time					
(3) Convicted adults awaiting sentence					
(4) Adults serving sentences of 1 year or less (whether or not they are appealing)					
(5) Adults serving sentences of more than 1 year (whether or not they are appealing)					
(6) Adults being held on probation or parole violation charges (technical violators only; those who have been charged with another crime while on probation or parole should be reported under (1) or (2) above)					
(7) Others — Specify					
	Federal (a)	State (b)	Other counties or cities (c)		
c. Of the total number of inmates reported in Item 11a, how many were being held for other authorities? (Should equal the sum of d(1) and (2) below)					
d. Of those prisoners being held for other authorities, how many were —					
(1) Being held as a direct result of overcrowding in other institutions? (That is, inmates serving a sentence or in an indefinite status pending availability of space in another institution)?					
(2) Being held for other reasons (that is, inmates whose early transfer is anticipated)?					

12. What is the total design/rated sleeping capacity of this jail?				Number
13. For each category below, please give the number of cells, rooms, dormitories or other units where inmates spend the night. Also indicate the total number of inmates assigned to each type of unit TODAY, and the average floor space in one unit of each type. Be sure all units and inmates are accounted for.				
Type of unit	Number of units of each size (e.g., if you have 4 units designed to hold 2 inmates each, the entry on line a(2) would be "4")	Total number of inmates assigned to units of each size today (e.g., if you have 4 units designed to hold 2 inmates each, and they are filled today, the entry on line a(2) would be "8")	Average floor space of ONE unit of each size (e.g., 6 x 9 = 54 sq. ft.) Estimate if necessary	CENSUS USE ONLY
(a)	(b)	(c)	(d)	
a. Cells or rooms with beds (For cell blocks, report the number and size of the individual units within the block)				
(1) Units designed for ONE inmate			sq. ft.	
(2) Units designed for TWO inmates			sq. ft.	
(3) Units designed for THREE inmates			sq. ft.	
(4) Units designed for FOUR inmates			sq. ft.	
(5) Units designed for FIVE or MORE inmates Report cells and dormitories separately				
(a) Cells — Specify size; e.g., 5 man, 6 man, etc.				
1. _____			sq. ft.	
2. _____			sq. ft.	
(b) Dormitories — Specify size; e.g., 10-bed, 20-bed, etc.				
1. _____			sq. ft.	
2. _____			sq. ft.	
b. Other units with beds; e.g., trustees' cells, isolation cells, infirmary, etc. Specify type and size; e.g., 1-man trustee, 2-man trustee				
1. _____			sq. ft.	
2. _____			sq. ft.	
c. Units without beds such as drunk tanks, bullpens, isolation cells, etc. Specify type				
1. _____			sq. ft.	
2. _____			sq. ft.	
d. Total number of inmates →				
Remarks				

<p>14. Enter the number of employees who work at the jail, full time or part time, in each of the positions listed below.</p> <p>Include both payroll and nonpayroll personnel such as teachers, medical, or other service personnel from other departments who work full or part time at the jail.</p> <p>NOTE — Full-time personnel who work only part time at the jail should be counted as part time (e.g., the sheriff, Chief of Police, deputies, etc., who work on other duties such as law enforcement, serving court papers, etc.)</p>		<p>17. Of the persons admitted to your institution, how many are given a health interview or "screening" upon admission (i.e., during which an initial assessment of the person's health is made from observation, and medically-related questions are asked such as "are you on medication?", etc.)?</p> <p>1 <input type="checkbox"/> All 2 <input type="checkbox"/> None 3 <input type="checkbox"/> Some — Explain</p>	
Position	Number		CENSUS USE ONLY
	Full time (1)	Part time (2)	
TOTAL EMPLOYEES (Sum of a through l)			
a. Administration — Chief Jailer (or Sheriff or Chief of Police), Deputies and/or assistants who work at the jail full or part time in an administrative capacity			
b. Custodial officers (guards, jailers, etc.)			
c. Clerical and maintenance personnel (typists, secretaries, janitors, cooks, grounds keepers, etc.)			
d. Academic teachers			
e. Vocational teachers			
f. Social workers			
g. Psychologists			
h. Psychiatrists			
i. Medical doctors			
j. Nurses			
k. Paramedics			
l. Other — Specify			
CENSUS USE ONLY			
<p>15. Does your institution have a work-release program?</p> <p>1 <input type="checkbox"/> Yes — How many inmates are now participating in the work-release program?</p> <p>2 <input type="checkbox"/> No</p>		<p>20. Who administered these tests?</p> <p>Mark (X) all that apply</p> <p>1 <input type="checkbox"/> Doctor 1 <input type="checkbox"/> Nurse 1 <input type="checkbox"/> Paramedic 1 <input type="checkbox"/> Admitting officer 1 <input type="checkbox"/> Other — Specify</p>	
<p>16. Does your institution have a weekend sentence program?</p> <p>1 <input type="checkbox"/> Yes — On a typical weekend, how many persons are usually serving a weekend sentence?</p> <p>2 <input type="checkbox"/> No</p>		<p>17. Of the persons admitted to your institution, how many are given a medical physical examination upon admission (i.e., in which such things are done as taking blood pressure, blood or urine sample, chest x-ray, eye and ear examination, etc.)?</p> <p>1 <input type="checkbox"/> All 2 <input type="checkbox"/> None — SKIP to Item 21 3 <input type="checkbox"/> Some — Explain</p>	
<p>Number</p> <p>Male Female</p>		<p>Number</p> <p>Male Female</p>	

INSTRUCTIONS

Please answer all questions with respect to the facility identified on the mailing label. Do not include inmates in physically separate facilities which are affiliated with this facility. If there are any items on the questionnaire for which the answer cannot be obtained from available records, reasonable estimates are requested. Simply indicate these estimates with an asterisk (*).

For purposes of this survey, a juvenile is defined as a person subject to juvenile court jurisdiction based on age and offense limitations as defined by State law. Persons above the statutory age limit for juveniles who are being held under special "youth" statutes, e.g., "youthful offenders" in California, "adolescents" or "minors" in New York, etc., should be considered as adults.

<p>1. How often do you hold people in this facility more than 48 hours? Mark (X) one box</p> <p>1 <input type="checkbox"/> Never — Do not complete remainder of questionnaire and return in the envelope provided</p> <p>2 <input type="checkbox"/> Sometimes</p> <p>3 <input type="checkbox"/> Usually or always</p>	<p>6. Are there any definite plans to renovate the existing space in this facility or add to or close the structure between now and December 31, 1982? (Include all plans which have received final administrative approval, even though the necessary funds may not yet have been committed.)</p> <p>1 <input type="checkbox"/> Yes — Complete a through e below</p> <p>2 <input type="checkbox"/> No</p> <p>3 <input type="checkbox"/> Don't know } SKIP to Item 7</p>																																												
<p>2. NORMALLY, what is the maximum sentence that can be served in this jail by law? Mark (X) one box</p> <p>1 <input type="checkbox"/> Sentenced prisoners may not serve their terms in this jail</p> <p>2 <input type="checkbox"/> Normally, the maximum sentence that may be served here is some definite period — Specify →</p> <table border="1" style="display: inline-table; margin-left: 20px;"> <tr><th colspan="3">Number</th></tr> <tr><th>Years</th><th>Months</th><th>Days</th></tr> <tr><td> </td><td> </td><td> </td></tr> </table> <p>3 <input type="checkbox"/> No maximum; any length sentence may be served here</p>	Number			Years	Months	Days				<table border="1" style="width:100%; border-collapse: collapse;"> <tr> <th>Type of change planned</th> <th>Anticipated year of change</th> <th>Number of beds to be added/removed</th> <th>Total estimated cost (Omit cents)</th> <th>Have any funds been committed?</th> </tr> <tr> <td></td> <td>(a)</td> <td>(b)</td> <td>(c)</td> <td>(d)</td> </tr> <tr> <td>a. Renovation or addition with increase in capacity</td> <td>19 ____</td> <td></td> <td>\$</td> <td>1 <input type="checkbox"/> Yes 2 <input type="checkbox"/> No</td> </tr> <tr> <td>b. Renovation with decrease in capacity</td> <td>19 ____</td> <td></td> <td>\$</td> <td>1 <input type="checkbox"/> Yes 2 <input type="checkbox"/> No</td> </tr> <tr> <td>c. Renovation with no change in capacity</td> <td>19 ____</td> <td></td> <td>\$</td> <td>1 <input type="checkbox"/> Yes 2 <input type="checkbox"/> No</td> </tr> <tr> <td>d. Closing of part of facility with decrease in capacity</td> <td>19 ____</td> <td></td> <td></td> <td></td> </tr> <tr> <td>e. Closing entire facility</td> <td>19 ____</td> <td></td> <td></td> <td></td> </tr> </table>	Type of change planned	Anticipated year of change	Number of beds to be added/removed	Total estimated cost (Omit cents)	Have any funds been committed?		(a)	(b)	(c)	(d)	a. Renovation or addition with increase in capacity	19 ____		\$	1 <input type="checkbox"/> Yes 2 <input type="checkbox"/> No	b. Renovation with decrease in capacity	19 ____		\$	1 <input type="checkbox"/> Yes 2 <input type="checkbox"/> No	c. Renovation with no change in capacity	19 ____		\$	1 <input type="checkbox"/> Yes 2 <input type="checkbox"/> No	d. Closing of part of facility with decrease in capacity	19 ____				e. Closing entire facility	19 ____			
Number																																													
Years	Months	Days																																											
Type of change planned	Anticipated year of change	Number of beds to be added/removed	Total estimated cost (Omit cents)	Have any funds been committed?																																									
	(a)	(b)	(c)	(d)																																									
a. Renovation or addition with increase in capacity	19 ____		\$	1 <input type="checkbox"/> Yes 2 <input type="checkbox"/> No																																									
b. Renovation with decrease in capacity	19 ____		\$	1 <input type="checkbox"/> Yes 2 <input type="checkbox"/> No																																									
c. Renovation with no change in capacity	19 ____		\$	1 <input type="checkbox"/> Yes 2 <input type="checkbox"/> No																																									
d. Closing of part of facility with decrease in capacity	19 ____																																												
e. Closing entire facility	19 ____																																												
<p>3. What types of persons are confined or held in this jail? Mark (X) all that apply</p> <p>1 <input type="checkbox"/> Adult males</p> <p>2 <input type="checkbox"/> Adult females</p> <p>3 <input type="checkbox"/> Juveniles (See definition in "Instructions" above)</p>	<p>7. Are there any definite plans to build or acquire a NEW jail before December 31, 1982? (Include all plans which have received final administrative approval, even though the necessary funds may not yet have been committed.)</p> <p>1 <input type="checkbox"/> Yes — Answer a through d below</p> <p>2 <input type="checkbox"/> No</p> <p>3 <input type="checkbox"/> Don't know } SKIP to Item 8</p>																																												
<p>4. Is this jail structurally part of one of the following?</p> <p>1 <input type="checkbox"/> Police station</p> <p>2 <input type="checkbox"/> Sheriff's office</p> <p>3 <input type="checkbox"/> Courthouse</p> <p>4 <input type="checkbox"/> Separate structure</p> <p>5 <input type="checkbox"/> Other — Specify</p>	<p>a. What is the anticipated year in which the new jail will be opened? 19 ____</p> <p>b. What is the number of beds planned for the new jail? Number ____</p> <p>c. What is the total estimated cost of the new jail? Amount (Omit cents) \$ ____</p> <p>d. Have any funds been committed? 1 <input type="checkbox"/> Yes 2 <input type="checkbox"/> No</p>																																												
<p>5. Year of construction</p> <p>If exact year is not known, please estimate and indicate with an asterisk (*).</p> <p>(a) In what year was the building constructed? Year ____</p> <p>(b) In what year was the building first used as a jail? Year ____</p>	<p style="text-align: center;">CENSUS USE</p>																																												

	Number			
	Estimates are acceptable and should be indicated with an asterisk (*)			
	Total	Adult males	Adult females	Juveniles See definition in "Instructions" on page 1
	(a)	(b)	(c)	(d)
8. What is the average one-day inmate population on a typical weekday?				
9. What is the average one-day inmate population on a typical weekend?				
CENSUS USE ONLY				
10. Admissions and releases				
Do not include temporary moves such as for court appearances, psychiatric examinations, brief furloughs, etc. Estimates are acceptable and should be indicated with an asterisk (*).				
a. What is the number of admissions in a typical week?				Number
b. What is the number of releases in a typical week?				Number
11. Inmate population at this facility on February 15, 1978.				
Note — If the count is not available for February 15, 1978, please provide today's count				
	Number			
	Total	Adults		Juveniles See definition in "Instructions" on page 1
		Males	Females	
	(a)	(b)	(c)	(d) (e)
a. What was the total number of inmates in the facility on February 15, 1978? (Should equal the sum of b(1) through (7) below)				
b. What was the number of inmates in the facility on February 15, 1978 in each of the following categories:				
(1) Adults not yet arraigned				
(2) Adults arraigned and awaiting trial and persons being tried at this time				
(3) Convicted adults awaiting sentence				
(4) Adults serving sentences of 1 year or less (whether or not they are appealing)				
(5) Adults serving sentences of more than 1 year (whether or not they are appealing)				
(6) Adults being held on probation or parole violation charges (technical violators only; those who have been charged with another crime while on probation or parole should be reported under (1) or (2) above)				
(7) Others — Specify				
	Federal	State	Other counties or cities	
	(a)	(b)	(c)	
c. Of the total number of inmates reported in Item 11a, how many were being held for other authorities? (Should equal the sum of d(1) and (2) below)				
d. Of those prisoners being held for other authorities, how many were —				
(1) Being held as a direct result of overcrowding in other institutions? (That is, inmates serving a sentence or in an indefinite status pending availability of space in another institution)?				
(2) Being held for other reasons (that is, inmates whose early transfer is anticipated)?				

12. What is the total design/rated sleeping capacity of this jail?				Number
13. For each category below, please give the number of cells, rooms, dormitories, or other units where inmates spend the night. Also indicate the total number of inmates assigned to each type of unit TODAY, and the average floor space in one unit of each type. Be sure all units and inmates are accounted for.				
Type of unit (a)	Number of units of each size (e.g., if you have 4 units designed to hold 2 inmates each, the entry on line a(2) would be "4") (b)	Total number of inmates assigned to units of each size today (e.g., if you have 4 units designed to hold 2 inmates each, and they are filled today, the entry on line a(2) would be "8") (c)	Average floor space of ONE unit of each size (e.g., 6 x 9 = 54 sq. ft.) Estimate if necessary (d)	CENSUS USE ONLY
a. Cells or rooms with beds (For cell blocks report the number and size of the individual units within the block)				
(1) Units designed for ONE inmate			sq. ft.	
(2) Units designed for TWO inmates			sq. ft.	
(3) Units designed for THREE or MORE inmates (Report cells and dormitories separately)				
(a) Cells - Specify size; e.g., 3-man, 4-man, etc.				
1.			sq. ft.	
2.			sq. ft.	
(b) Dormitories - Specify size; e.g., 10-bed, 20-bed, etc.				
			sq. ft.	
b. Other units with beds, e.g., trustees' cells, isolation cells, etc. Specify type and size; e.g., 1-man trustee, 2-man trustee				
(1)			sq. ft.	
(2)			sq. ft.	
c. Units without beds such as drunk tanks, bullpens, isolation cells, etc. Specify type				
(1)			sq. ft.	
(2)			sq. ft.	
d. Total number of inmates →				
Remarks				

14. Enter the number of employees who work at the jail, full time or part time, in each of the positions listed below. Include both payroll and nonpayroll personnel such as teachers, medical, or other service personnel from other departments who work full or part time at the jail. NOTE - Full-time personnel who work only part time at the jail should be counted as part time (e.g., the sheriff, Chief of Police, deputies, etc., who work on other duties such as law enforcement, serving court papers, etc.)		19. Who administered the medical physical examination? Mark (X) all that apply	
Position		Number	
		Full time (1)	Part time (2)
TOTAL EMPLOYEES (Sum of a through e)			
a. Administration - Chief Jailer (or Sheriff or Chief of Police), Deputies and/or assistants who work at the jail full or part time in an administrative capacity			
b. Custodial officers (guards, jailers, etc.)			
c. Clerical and maintenance personnel (typists, secretaries, janitors, cooks, grounds keepers, etc.)			
d. Services (academic teachers, vocational teachers, social workers, psychologists, counselors, doctors, nurses, etc.)			
e. Other - Specify			
CENSUS USE ONLY			
15. Does your institution have a work-release program?		Number	
1 <input type="checkbox"/> Yes - How many inmates are now participating in the work-release program?		Male	Female
2 <input type="checkbox"/> No			
16. Does your institution have a weekend sentence program?		Number	
1 <input type="checkbox"/> Yes - On a typical weekend, how many persons are usually serving a weekend sentence?		Male	Female
2 <input type="checkbox"/> No			
17. Of the persons admitted to your institution, how many are given a health interview or "screening" upon admission (i.e., during which an initial assessment of the person's health is made from observation, and medically-related questions are asked such as "are you on medication," etc.)?		CENSUS USE ONLY	
1 <input type="checkbox"/> All 2 <input type="checkbox"/> None 3 <input type="checkbox"/> Some - Explain			
18. Of the persons admitted to your institution, how many are given a medical physical examination upon admission (i.e., in which such things are done as taking blood pressure, blood or urine sample, chest x-ray, eye and ear examination, etc.)?		24. For the calendar year 1977, please report the number of inmates who died while confined in this facility.	
1 <input type="checkbox"/> All 2 <input type="checkbox"/> None - SKIP to Item 20 3 <input type="checkbox"/> Some - Explain		Adult males (a)	Adult females (b)
		Juveniles (c)	
		a. Total number of inmate deaths in this facility in calendar year 1977	
		b. Cause of death Please report the number of deaths in each category listed below.	
		(1) Illness/natural causes	
		(2) Suicide	
		(3) Accidental injury to self	
		(4) Injury by another person	
		(5) Other death - Specify	
		20. How many inmates are currently receiving medication under prescription? Exclude non-prescription drugs such as aspirin, etc.	
		Number	
		21. What medical facilities are available IN THE JAIL? Mark (X) all that apply	
		1 <input type="checkbox"/> None	
		2 <input type="checkbox"/> Medical examining room	
		3 <input type="checkbox"/> Infirmary - without beds for overnight stay	
		4 <input type="checkbox"/> Infirmary - with beds for overnight stay	
		5 <input type="checkbox"/> Other - Specify	
		22. For medical emergencies requiring care which your jail cannot provide, how many miles is it to the medical facility to which the inmate is usually taken? Miles	
		23. On a typical day, how many hours a day are the following medical personnel available WITHIN the JAIL?	
		Mark (X) the appropriate box(es)	Doctor(s) (a)
			Nurse(s) (b)
			Paramedic(s) (c)
		a. Twenty four hours a day	<input type="checkbox"/>
		b. Sixteen hours a day	<input type="checkbox"/>
		c. Eight hours a day	<input type="checkbox"/>
		d. Four hours a day	<input type="checkbox"/>
		e. Daily but less than four hours	<input type="checkbox"/>
		f. On call	<input type="checkbox"/>
		g. Never	<input type="checkbox"/>
		h. Other - Explain	

NCJRS REGISTRATION

The National Criminal Justice Reference Service (NCJRS) abstracts documents published in the criminal justice field. Persons who are registered with the Reference Service receive announcements of documents in their stated fields of interest and order forms for free copies of Bureau of Justice Statistics publications. If you are not registered with the Reference Service, and wish to be, please provide your name and mailing address below and check the appropriate box.

Name		Telephone ()	<input type="checkbox"/> Please send me a NCJRS registration form. <input type="checkbox"/> Please send me the reports listed below.
Number and street			
City	State	ZIP Code	

(Fold here)

U.S. DEPARTMENT OF JUSTICE
 Bureau of Justice Statistics
 Washington, D.C. 20531

PLACE
 STAMP
 HERE

User Services Department 2
 National Criminal Justice Reference Service
 Bureau of Justice Statistics
 U.S. Department of Justice
 Box 6000
 Rockville, Maryland 20850

(Fold here)

If you wish to receive copies of any of the Bureau of Justice Statistics Reports listed on the reverse side, please list them below.

END