

Dear Reader:

The more than 50 reports and bulletins that BJS publishes each year are the most visible forms of criminal justice data. Summaries of publications in this **National Update** demonstrate our unbroken commitment to collecting and reporting accurate statistics.



DOJ photo by Craig Crawford

The proceedings from the Crime Summit of March 1991 and the report of discussions at the conference on improving criminal-history records, held in Washington in June 1991, reveal a different contribution by BJS. We are at the center of efforts to improve criminal justice data collection, analysis, and records in the States and at the local level.

Through our long experience with the Statistical Analysis Centers (SAC's), we continue to note that Federal, State, and local law enforcement agencies have valuable information to share but remain isolated without mechanisms to collect, distribute, and access that information.

Knowing how essential it is to foster data exchange, we are excited about initiatives to remove information barriers and to enable more sophisticated and effective responses to crime.

- The SAC program now encourages each State to create a system to collect data in a format that all States can use and to develop a technology to access Federal and State data electronically.

- In the next fiscal year we hope to demonstrate the usefulness of incident-based crime reporting in several local law enforcement agencies.

In future publications, through the National Archive of Criminal Justice Data, and through the National Criminal Justice Reference Service, BJS data users will benefit from major efforts that we are now planning — the examination of RICO (Racketeer-Influenced and Corrupt Organizations) laws and practices in the States, the census of probation and parole agencies, and the survey of persons on probation or parole.

Statistics and information provide a cost-effective means to plan and evaluate law enforcement. With the advent of electronic data storage and transfer, statistics and information have become crucial tools in actually enforcing the law. We at BJS are proud of the part we are playing in this new information age in criminal justice.

Steven D. Dillingham, Ph.D.
Director, Bureau of Justice Statistics

Contents

Crime Summit	
President Bush calls for new strategies	1
Improving criminal history records	
Thornburgh addresses BJS conference on criminal history data quality	2
Criminal History Record Improvement	
More States join program	3
Corrections statistics	
State executions in 1990	4
Average daily jail inmate population up	5
13% of jail inmates report drugs and crime linkage	6
National Crime Victimization Survey	
Crime affects 24% of the Nation's households in 1990; lowest level since 1975	7
Offender-Based Transaction Statistics	
Prosecution and conviction of arrestees	8
Drugs & Crime Data Center & Clearinghouse	
BJS reports on drug offenders and users	9
Justice Statistics Clearinghouse	
Toll-free number for crime data	10
Recent developments	
Events and announcements	11
Order form	12

This report was prepared by Marianne W. Zawitz, Marilyn Marbrook, Yvonne Boston, Steven K. Smith, Priscilla Middleton, Rhonda C. Keith, Carol G. Kaplan, Bernard Shipley, Richard W. Dodge, S.S. Ashton, Jr., Carey Bates, Lawrence A. Greenfeld, James J. Stephan, Louis W. Jankowski, Caroline Wolf Harlow, Michael R. Rand, Jacob Perez, Patsy A. Klaus, Tom Hester, Janet Rosenbaum, Kristina Rose, and Anita Timrots, with direction from Steven D. Dillingham, Michael W. Agopian, and Benjamin H. Renshaw III.

The Assistant Attorney General is responsible for matters of administration and management with respect to the OJP agencies: the Bureau of Justice Assistance, Bureau of Justice Statistics, National Institute of Justice, Office of Juvenile Justice and Delinquency Prevention, and Office for Victims of Crime. The Assistant Attorney General further establishes policies and priorities consistent with the statutory purposes of the OJP agencies and the priorities of the Department of Justice.

131778

**U.S. Department of Justice
National Institute of Justice**

This document has been reproduced exactly as received from the person or organization originating it. Points of view or opinions stated in this document are those of the authors and do not necessarily represent the official position or policies of the National Institute of Justice.

Permission to reproduce this copyrighted material has been granted by

Public Domain/OJP/BJS
U.S. Department of Justice

to the National Criminal Justice Reference Service (NCJRS).

Further reproduction outside of the NCJRS system requires permission of the copyright owner.

President Bush calls for new crime control effort at Attorney General's Crime Summit; BJS publishes conference summary

President George Bush outlines strategies for combating crime at Crime Summit March 5, 1991

Confirming his support for law enforcement efforts in combating violent crime, the President outlined strategies to bring safety and security back into America's neighborhoods. President Bush reiterated the importance of coordinating crime control efforts across all levels of government. His message to the States was to follow the lead of Federal crime legislation under consideration in Congress calling for enhanced penalties against weapons offenders, more resources for police, prosecutors, and prisons, and expanded use of the death penalty for offenders convicted of heinous crimes.


650 attend Crime Summit, discuss cooperative crimefighting efforts

On March 3-5, 1991, the Attorney General convened a conference of leading Federal, State, and local law enforcement officials and representatives from community organizations to discuss innovative crime control efforts. The recently published conference proceedings summarize presentations at the 2-day meeting held in Washington, D.C. Some of the major topic areas addressed at the summit included —

- innovations in policing
- drug demand reduction programs
- the victim's role in the criminal justice system
- violent street gangs
- new law enforcement technologies
- targeting the armed violent offender
- managing expanding prison and jail populations.

Copies of *Attorney General's Summit on Law Enforcement Responses to Violent Crime: Public Safety in the Nineties — Conference summary* (98pp), NCJ-130958, are available from the Justice Statistics Clearinghouse, Box 6000, Rockville, MD 20850. See order form on last page.

91 Crime Summit




Photograph by George E. Smith

Attorney General Dick Thornburgh and President George Bush at Crime Summit

BJS director discusses violent crime trends

BJS Director Steven D. Dillingham participated in the opening plenary session of the summit, chaired by Deputy Attorney General William P. Barr, focusing on violent crime trends over the past two decades. Dr. Dillingham reviewed several BJS data sources and other national indicators of crime to illustrate a generally inverse relationship between rates of imprisonment and violent crime. BJS findings show that the criminal justice system has responded to the demands of the 1980's with

various improvements and efficiencies. The director predicted that debates about the role of the Nation's prisons, especially in helping to reduce the violent crime problem, will recur in the 1990's.



BJS sponsors national conference on improving the quality of criminal history records



Attorney General Dick Thornburgh addresses conference.

At left: Steven D. Dillingham, Director, BJS.

Photograph by Philippe Jenney

National conference held June 20-21, 1991, in Washington, D.C.

More than 100 persons attended the fourth BJS National Conference on Improving the Quality of Criminal History Records. Participants included prosecutors, data managers, court administrators, correctional personnel, and the media.

Attorney General delivers keynote speech

In his keynote address Attorney General Dick Thornburgh emphasized the importance of accurate and complete criminal records. He stressed the essential place of the records in habitual offender identification, correctional determinations, and pretrial release and sentencing decisions. He said such data were also critical to the new Project Triggerlock, which focuses prosecution on violent crimes committed at gunpoint.

BJS Director Steven Dillingham discussed the commitment of the Department of Justice to improving the quality of the Nation's criminal history records at the State and Federal level and provided highlights of the BJS program.

Other Department of Justice speakers included the following:

- Jimmy Gurulé, Assistant Attorney General, Office of Justice Programs
- Jerry Regier, Acting Director, Bureau of Justice Assistance
- Steven R. Schlesinger, Ph.D., Director, Office of Policy Development (OPD)
- Paul McNulty, Deputy Director, OPD.

Three States' point-of-sale record checks on potential firearm purchasers discussed

Representatives of the three States presently conducting point-of-sale checks on potential firearm purchasers (Virginia, Florida, and Delaware) described the operation of these programs. Speakers noted that point-of-sale systems were functioning effectively. The checks have helped to identify ineligible purchasers, even resulting in the capture of persons wanted for rape and murder. The speakers said the key to an effective point-of-sale system was a complete and automated name index.

Source: *Improving the quality of criminal history records: Proceedings* (120pp), forthcoming, NCJ-131779 (see order form, last page).

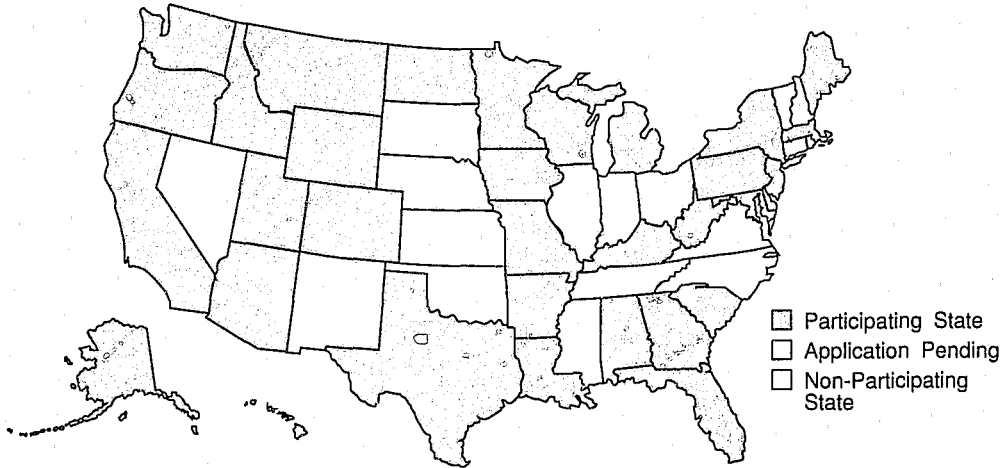
More States join Criminal History Record Improvement program

34 States now participate in the Criminal History Record Improvement (CHRI) program

These 34 States represent:

- 79% of all offender records
- 73% of the U.S. population.

\$11,097,648 had been awarded to these States for CHRI before September 1, 1991. About 41 States will soon have received funds.



Two new BJS documents released at the National Conference on Improving the Quality of Criminal History Records

- *Statutes requiring the use of criminal history record information* identifies State legislation that requires use of criminal records for prosecution, bail, sentencing, corrections, and presale gun checks.
- *Forensic DNA analysis: Issues* summarizes the issues concerning the use of DNA for forensic purposes and the development of DNA data banks.

Both reports are available through the Justice Statistics Clearinghouse (see page 10).

Sources: *Forensic DNA analysis: Issues* — *Criminal justice information policy* (32pp), June 1991, NCJ-128567.
Statutes requiring the use of criminal history records information: Criminal justice information policy (71pp), June 1991, NCJ-129896 (see order form, last page).

Criminal History Record Improvement program continues

The third year of the Attorney General's 3-year \$27 million Criminal History Record Improvement (CHRI) program, funded by the Bureau of Justice Assistance, will continue in fiscal year 1992. CHRI is designed to assist States in improving the accuracy, completeness, and timeliness of criminal history record information maintained by State central repositories.

Applications from States for initial funding may be submitted at any time after October 1, 1991. Applications for continued funding should be submitted 90 days before the end of the current grant period. Call S.S. Ashton, Jr., Assistant Director, BJS, for more information (202-307-0770).

Funding preference will be given to States that recently completed a needs assessment or requirements analysis under the program, or to States not having previously received CHRI awards.

It is possible that subsequent changes may be made to this program to ensure consistency with related legislation now pending before the Congress.

Number of executions and prisoners under sentence of death increase during 1990

2,356 prisoners were under sentence of death at yearend, a 5% rise from 1989 to 1990

- With the 23 prisoners executed in 11 States during 1990, the total number of executions rose to 143 since 1976, the year that the U.S. Supreme Court reinstated the death penalty.

- Prisoners executed during 1990 had spent an average of 7 years and 11 months awaiting execution.

- During 1990, 244 prisoners under sentence of death were received by State prison systems from the courts.

- All prisoners under sentence of death at year-end 1990 had been convicted of murder.

- During the year, 101 persons had their death sentences vacated or commuted and 7 died while under a death sentence.

- The median time since these 2,356 prisoners were sentenced was 4 years, 8 months.

About 7 out of 10 offenders under sentence of death for whom criminal-history data are available had a prior felony conviction

- About 1 in 11 had a prior homicide conviction.

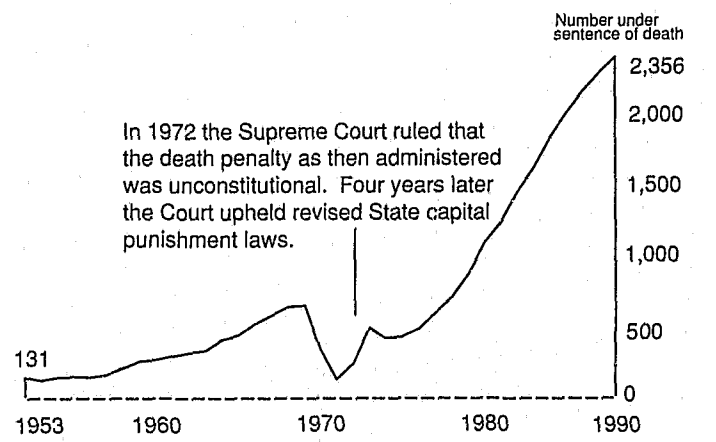
- At the time they committed the offense for which they were sentenced to death, about 1 in 5 were on parole and another 1 in 5 were in prison, on escape from prison, on probation, or had charges pending against them.

- Persons under sentence of death included —
1,375 whites (58.4%)
943 blacks (40%)
24 American Indians (1%)
14 Asians (0.6%)
and also included —
172 Hispanics (7.3%)
32 women (1.4%).

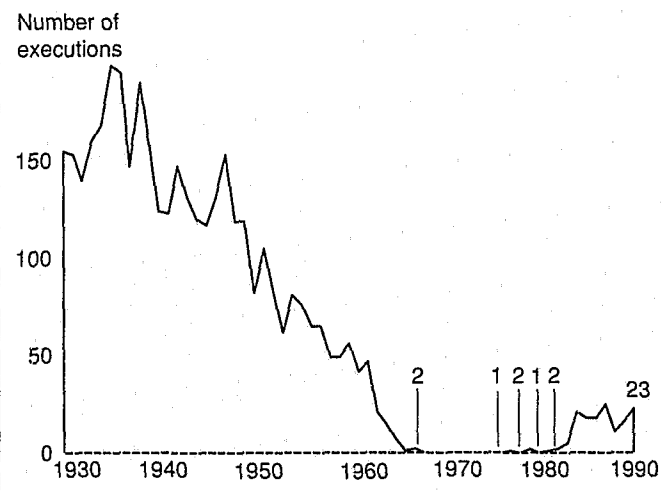
- Among those sentenced to death between 1988 and 1990, 15% had received at least two sentences to death.

- Of the 143 offenders executed between 1977 and 1990 —
78 were white males
55 were black males
9 were Hispanic males
1 was a white female.

4,177 were sentenced to death from 1973 to 1990



4,002 prisoners were executed from 1930 to 1990



- The South held a majority of those under sentence of death (58%) compared to the —
West, 21%
Midwest, 15%
Northeast, just under 6%.

- The largest numbers of condemned inmates were in —
Texas, 320
Florida, 299
California, 280
Illinois, 128
Pennsylvania, 121.

Source: *Capital punishment 1990* (15pp), BJS Bulletin, September 1991, NCJ-131648 (see order form, last page).

Local jails in 1990 hold more inmates, but large jails report slightly less crowding

At midyear 1990 local jails in the United States held an estimated 405,320 persons, a 2.5% increase from 1989

- Overall jail occupancy in 1990 was 104% of the rated capacity of the Nation's jails, down from 108% in 1989.

- The average daily jail population for the year ending June 29, 1990, was 408,075, a 5.5% increase since 1989.

- The percentage growth in both the midyear count and the average daily population was appreciably lower than the increases recorded from 1988 to 1989 (15%).

- These findings are from the 1990 Annual Survey of Jails, which obtained data from 1,135 jails in 804 jurisdictions, approximately a third of all jails. The jails surveyed are facilities administered by local officials and designed to hold both convicted and unconvicted persons. Those sentenced to jail generally serve a term of 1 year or less.

Nearly half of all jail inmates were convicted

- Of all adult jail inmates —
51% were unconvicted (on trial or awaiting arraignment or trial)
49% were convicted (awaiting or serving a sentence or returned to jail for violating probation or parole).

- Of all jail inmates —
91% were males
9% were females.

- Of those inmates reporting race or ethnicity —
51% were white
47% were black
2% were other races
14% were Hispanic.

- 508 jurisdictions had at least 100 jail inmates as an average daily population in the most recent census (1988). In 1990 these jurisdictions operated 832 jails, holding a total of 327,917 inmates, or about 81% of all U.S. jail inmates.

Both the 1-day midyear count and the average daily population of jail inmates grew from 1989 to 1990

	Number of jail inmates		
	Annual Survey of Jails		Percent change 1989-90
	1989	1990	
One-day count			
All inmates	395,553	405,320	2.5%
Adults	393,303	403,019	2.5
Male	356,050	365,821	2.7
Female	37,253	37,198	--
Juveniles*	2,250	2,301	2.3
Average daily population			
All inmates	386,845	408,075	5.5%
Adults	384,954	405,935	5.5
Males	349,180	368,091	5.4
Females	35,774	37,844	5.8
Juveniles*	1,891	2,140	13.2

Note: Data for 1-day counts are for June 30, 1989, and June 29, 1990.

--Less than 0.5%.

*Juveniles are persons defined by State statute as being under a certain age, usually 18, and subject initially to juvenile court authority even if tried as adults in criminal court. Because less than 1% of the jail population were juveniles, caution must be used in interpreting any changes over time.

Jails in large jurisdictions operated at 111% of capacity in 1990

In these jurisdictions,

- 87% of the jurisdictions held inmates for other authorities
- of the 37,965 inmates held for other authorities in 1990, 24,238 were being held because of crowding elsewhere, principally in State prisons
- 35% of the jurisdictions reported at least one jail with an inmate death during the year
- 494 inmate deaths were reported for these facilities during the year ending June 29, 1990, 42% from natural causes (other than AIDS); 17% from causes related to AIDS, up from 14% in 1989.

Source: *Jail Inmates, 1990* (8pp), BJS Bulletin, June 1991, NCJ-129756 (see order form, last page).

BJS report on a survey of jail inmates reveals that more than 75% had used illegal drugs at some time and 13% had committed their crime to get money for drugs

Money for illegal drugs was cited by 13% of convicted jail inmates as a reason for committing their offense

- Among inmates who had used drugs in the month before the offense for which they were convicted, 27% said that they had committed the crime to get money for drugs.
- Nearly 1 in 3 robbers and burglars said they had committed their crimes to obtain money for drugs.
- More than 1 in 4 convicted jail inmates said they were under the influence of drugs at the time of the crime.
- At least 4 of every 10 convicted inmates in local jails said they were using drugs during the month before the crime; 1 of 4 said they were using cocaine or crack.

Persons charged with drug offenses accounted for 23% of all persons held in local jails in 1989

- In 1983 about 9% of those held in local jails were charged with drug offenses as their most serious charge — possession, trafficking, importation, manufacturing, and other illegal drug activities.
- Between 1983 and 1989, among those in local jails charged with a drug offense, the percentage of blacks, Hispanics, and women rose:
 - from 35% to 48% for black inmates
 - from 20% to 25% for Hispanic inmates
 - from 9% to 14% for female inmates.
- Half the offenders convicted of a drug offense and sentenced to a local jail had a sentence of 9 months or less, the same as in 1983.
- Of those in jail for a drug charge,
 - more than 7 in 10 had served at least one prior sentence of probation or incarceration
 - about 1 in 6 had been previously convicted of a violent crime
 - about 1 in 3 had been previously convicted of a drug offense.

The percentage of jail inmates charged with a drug offense more than doubled from 1983 to 1989

	1989	1983
Most serious charge		
Total	23.0%	9.3%
Convicted	22.5	10.0
Unconvicted	23.8	8.3
Any charge		
Total	25.8%	11.0%
Convicted	25.5	11.4
Unconvicted	26.1	10.3

Note: Excludes an estimated 15,394 of the 395,554 inmates in 1989 and 3,979 of the 223,552 inmates in 1983 because their offenses were unknown.

- While about 3 out of 4 jail inmates in 1989 had used at least one illegal drug during their life, over half (55%) reported having used a major drug — cocaine, crack, heroin, PCP, LSD, or methadone outside a treatment program.
- About 50% of the inmates held in local jails in 1989 had used cocaine or crack, compared to 38% in 1983. Cocaine and crack were the only drugs that had a higher percentage of users in 1989 than in 1983.
- An estimated 30% of convicted offenders in local jails had been using drugs daily in the month before their offense. About 50% of these daily users had been using cocaine or crack.
- In 1989 convicted women in local jails were more likely than men to report having used a major drug every day in the month before their offense.
- Drug use in general, and use of major drugs in particular, was the most prevalent among jail inmates reporting that their parents had abused drugs. These jail inmates also reported substantially younger ages of first use of drugs.

Source: *Drugs and jail inmates, 1989* (12pp), BJS Special Report, August 1991, NCJ-130836 (see order form, last page).

Crime affects 24% of the Nation's households in 1990 — the lowest level since 1975

The percentage of the Nation's households affected by crime last year fell to an estimated 24% — the lowest percentage since the Federal Government introduced this indicator in 1975

- The percentage of the Nation's 95.5 million households victimized by crime has fallen by a fourth since 1975, when 32% of all households were affected by crime.

- In 1989, 25% of all households had been victimized or had at least one member who had been a crime victim.

The percentage of black households victimized by crime declined 15% vs. 28% for white households

- In 1975, 33% of black households and 32% of white households had been victimized by at least one crime of violence or theft. In 1990, 28% of black households and 23% of white households had been victimized by crime during the year.

The National Crime Victimization Survey (NCVS) is conducted in a nationally representative sample of nearly 50,000 households among residents who are 12 years old or older

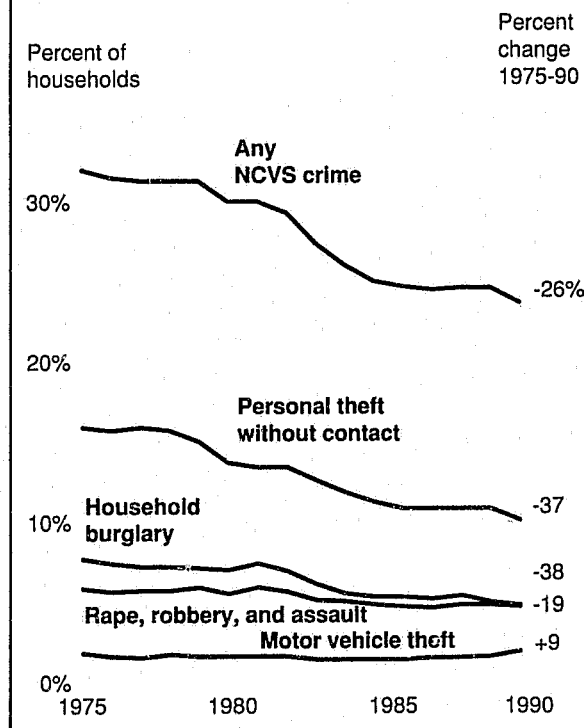
A household refers both to the dwelling unit and the people who inhabit it, and the offenses include both completed and attempted rape, robbery, assault, personal and household theft, burglary, and motor vehicle theft. The survey counts such crimes whether or not they are reported to law enforcement agencies.

Last year 5% of the Nation's households, or about 4.5 million households, had at least one member 12 years old or older who was the victim of a violent crime — about the same percentage as in 1989

- About 5% of all households experienced a burglary or an attempted burglary during the year.

- Almost 6.9 million households, or about 1 in 14, were affected by a rape, robbery, or an assault by a stranger or by a burglary during 1990.

The number of households affected by crime is down a fourth since 1975



- During 1990, 1 in 56 urban households had a member who was a robbery victim, compared to — 1 in 137 suburban households 1 in 225 rural households.

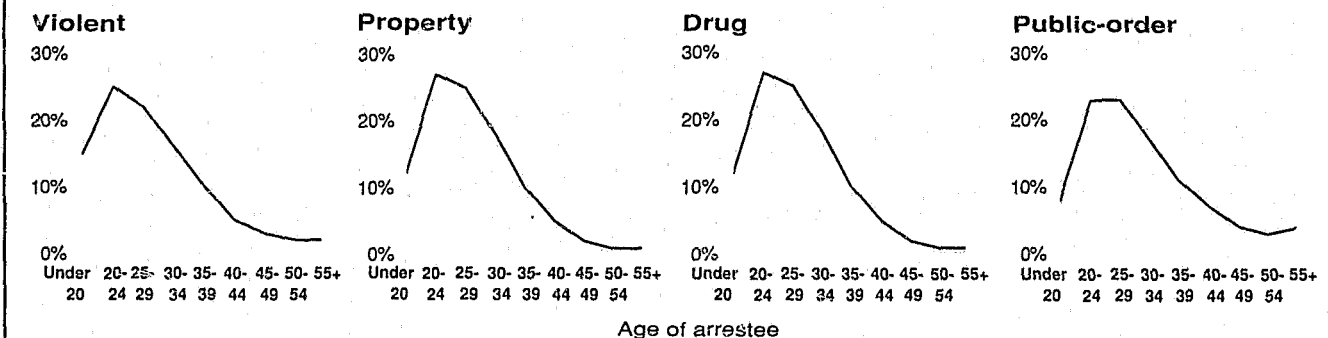
- Households in the Northeast were the least vulnerable to crime (20%) compared to — 23% in the Midwest 24% in the South 28% in the West.

Because the NCVS counts only crimes for which the victim can be interviewed, homicides are not counted, but their exclusion does not substantially alter the overall estimates of households affected by crime — they would have increased the percentage of households affected by crime by less than 5/100 of 1%.

Source: *Crime and the Nation's households, 1990* (8pp), BJS Bulletin, August 1991, NCJ-130302. Also just released from the NCVS: *Criminal victimization in the U.S., 1973-88 trends* (94pp), July 1991, NCJ-129392 (see order form, last page).

Of every 10 people arrested in 8 States, 8 were prosecuted, 6 were convicted, and 4 were sentenced to jail or prison

People in their twenties have the largest percentage of felony arrests for all crimes: As age increases, arrests decrease



In the BJS Offender-Based Transaction Statistics (OBTS) program, 14 States voluntarily provided data describing the processing and disposition during 1988 of felony arrests that arose from 648,463 incidents: Alabama, Alaska, California, Delaware, Kentucky, Minnesota, Missouri, Nebraska, New York, Oregon, Pennsylvania, Utah, Vermont, and Virginia. Eight States reported on the entire criminal justice process beginning at arrest.

- Of the more than 584,450 persons arrested in these 8 States —
81% were prosecuted
59% were convicted of a felony or misdemeanor
39% were sentenced to a State prison or a local jail.
- Of the 536,708 prosecutions reported by OBTS States in 1988 —
almost 1 in 4 resulted in a court dismissal
slightly less than 3 in 4 were convicted.
- Of all prosecutions —
1% resulted in acquittal
5% resulted in other nonconvictional dispositions.
- More than 6 in 10 of those convicted received a sentence to a State prison or local jail.
- Sentences to incarceration were given to —
88% of those convicted of homicide
79% of those convicted of rape or robbery
78% of those convicted of burglary.
- The most common charges against women were larceny (24% of all arrests for larceny) and fraud (36% of all arrests for fraud).

- Among persons arrested for all the categories of felonies, men accounted for —
90% of violent offenses
84% of drug offenses.

- Of persons arrested for a felony —
61% were white
38% were black
about 1% were Native Americans, Asians, or Pacific Islanders.

- This overall pattern also existed for drug and property offenders, but blacks were more highly represented among those arrested for violent offenses (48% of arrestees), while whites accounted for more public-order arrestees (76%).

- Persons in their twenties accounted for —
52% of those arrested for drug violations
52% of robbery arrestees
52% of arrestees for kidnapping
51% of arrestees for motor vehicle theft
47% of those arrested for all violent offenses
47% of all property arrestees.

- By contrast, arrestees of at least age 40 were overrepresented among those arrested for assault, arson, fraud, sexual assault other than rape, and public-order offenses other than weapons violations. The OBTS program includes adult felons and juveniles involved in very serious felonies and tried as adults in criminal courts.

Source: *Tracking offenders, 1988* (8pp), BJS Bulletin, June 1991, NCJ-129861 (see order form, last page).

BJS reports on drug offenders and use of illegal drugs

National Crime Victimization Survey reports on drug use by offenders

In 1989, 8% of violent crime victims reported perceiving the offender as using drugs at the time of the offense.

Another 5% reported the offender was perceived by the victim to be under the influence of drugs and alcohol.

Most drug arrests result in conviction

Six in ten felony drug arrests resulted in conviction, according to Offender-Based Transaction Statistics in eight States in 1988.

Use of illegal drugs reported by high-school seniors declines

Class of	Used within last 12 months:	
	Marijuana	Cocaine
1981	46.1%	12.4%
1982	44.3	11.5
1983	42.3	11.4
1984	40.0	11.6
1985	40.6	13.1
1986	38.8	12.7
1987	36.3	10.3
1988	33.1	7.9
1989	29.6	6.5
1990	27.0	5.3

Source: Lloyd D. Johnson et al, *Drug use among American high school seniors, college students and young adults, 1975-1990*, National Institute on Drug Abuse, reprinted in *Sourcebook of criminal justice statistics, 1990* (790pp), August 1991, NCJ-130580, p. 327.

Drugs and crime facts, 1990, available

Drugs and crime facts, 1990, summarizes drug data published by BJS in 1990, including drug use by offenders, drug law enforcement, public opinion about drugs, drug use in the general population, and pretrial release/prosecution/sentencing of drug offenders.

For a rolodex card and drugs and crime data call the Drugs & Crime Data Center & Clearinghouse at 800-666-3332.

Use of drugs, especially major drugs, was most prevalent among jail inmates who said their parents had abused drugs

	Percent of jail inmates whose parents abused			
	Drugs	Alcohol	Drugs or alcohol	Neither
All jail inmates				
Ever used —				
Any drug	93.7%	87.4%	87.2%	75.0%
A major drug	83.9	68.0	68.3	51.0
A major drug regularly	65.6	47.3	47.5	33.9
Number of inmates	15,445	100,779	105,343	282,388
Convicted jail inmates				
In the month before the offense, used —				
Any drug	71.8%	52.0%	52.1%	41.0%
A major drug	51.7	34.6	34.5	25.3
A major drug daily	35.6	24.2	24.2	14.8
Number of inmates	7,368	58,647	60,921	153,316

Note: Major drug includes cocaine, heroin, PCP, LSD, and methadone; any drug includes the major drugs, marijuana or hashish, amphetamines, barbiturates, and methaqualone.
Source: *Drugs and jail inmates, 1989*, BJS Special Report, August 1991, NCJ-130836.

Sources: *Criminal victimization in the United States, 1989* (142pp), June 1991, NCJ-129391
Tracking offenders, 1988 (8pp), BJS Bulletin, June 1991, NCJ-129861.
Drugs and crime facts, 1990 (26pp), August 1991, NCJ-128662. (See order form, last page.)

Drugs & Crime Data

1-800-666-3332

The resource for drugs-and-crime data

Drugs & Crime Data Center & Clearinghouse
1600 Research Boulevard
Rockville, MD 20850

Call the Justice Statistics Clearinghouse for the crime and justice data you need

The Justice Statistics Clearinghouse offers toll-free access to BJS data and reports

By calling **800-732-3277** you can receive:

- copies of BJS reports and BJS mailing list information
- criminal justice statistics over the phone
- custom literature searches of the National Criminal Justice Reference Service (NCJRS) Data Base
- referrals to other sources of crime data.

Information specialists at the clearinghouse are available to discuss your data needs

- Clearinghouse staff who specialize in BJS statistical resources can assist you in locating data that best meet your particular information needs. BJS specialists also have access to a variety of other criminal justice data and can direct you to these resources.

Justice Statistics Clearinghouse responds to data requests from a variety of audiences

- Federal policymakers and practitioners
- State and local criminal justice practitioners
- private organizations
- faculty and students
- the media and the public.

The clearinghouse offers products and services tailored to the needs of the criminal justice professional

Several products have been developed to assist researchers, policymakers, and other professionals with their work:

- statistical information packages
- microfiche packages of BJS publications
- topical searches
- topical bibliographies.

The NCJRS Electronic Bulletin Board provides access to BJS information on-line

The Electronic Bulletin Board contains up-to-date information about BJS publications and clearinghouse products. Once on-line, you can —

- read BJS press releases
- get new publication listings
- see the BJS conference calendar
- leave a message for BJS information specialists.

To access the Bulletin Board, use your personal computer and modem, set at 8-N-1 (rates 300 to 2400 baud), and call 301-738-8895, 24 hours a day.

Crime & Justice Data

1-800-732-3277

Justice Statistics Clearinghouse
Box 6000
Rockville, MD 20850

Callers in the Washington metropolitan area dial
301-251-5500

Sponsored by the Bureau of Justice Statistics
Staffed 8:30 a.m.—7:00 p.m. e.s.t. or leave a message anytime

Recent developments

Leadership changes at Department of Justice

• **Attorney General Dick Thornburgh** resigned in August to return to his native State of Pennsylvania to seek elective office. **William P. Barr**, Thornburgh's Deputy Attorney General, was appointed Acting Attorney General.

• **Jane Nady Burnley**, former Director of the Office for Victims of Crime, Office of Justice Programs (OJP), a longtime supporter of the BJS National Crime Victimization Survey, is now Director of Governmental Relations and Deputy Director of Operations of Childhelp USA in Washington, D.C.

• President Bush has announced the intention to nominate **Maurice T. Turner, Jr.**, as Director of the Bureau of Justice Assistance, OJP. Mr. Turner is the former Chief of Police of Washington, D.C.

New National Crime Victimization Survey questions designed

BJS gratefully acknowledges the contributions of the statisticians, victim service specialists, and government officials who helped to develop new NCVS questions about sexual attacks, including any committed by family members, friends, or acquaintances.

Charles Weifford, Ph.D., Director of the Institute of Criminal Justice and Criminology at the University of Maryland, chaired the Study Group on Estimating Rape Victimization convened by the Committee on Law and Justice Statistics, American Statistical Association. Other committee members included the following:

Jane Nady Burnley, Ph.D., former Director of the Office for Victims of Crime

David Cantor, Ph.D., of Westat, Inc.

Ann Coker, Ph.D., School of Public Health, University of South Carolina

Lorie A. Fridell, Ph.D., School of Criminology, Florida State University

Dean Kilpatrick, Ph.D., Crime Victims Research and Treatment Center, Charleston, South Carolina

Colin Loftin, Ph.D., of the Violence Research Group, Institute of Criminal Justice and Criminology, University of Maryland

Diane Saphire, Ph.D., Department of Mathematics, Trinity University

Mark Warr, Ph.D., Department of Sociology, University of Texas.

Help wanted

BJS has a statistician vacancy, GS-1530-9/11/12 (\$25,717-\$48,481). Call Dr. Steven K. Smith, 202-307-0765, for more information.

New BJS staff

Geoffrey P. Alpert, Ph.D., Visiting Research Analyst

Ronet Bachman, Ph.D., Statistician, National Crime Victimization Survey Unit

Robyn Cohen, Statistician, Corrections Unit

Darryl Gilliard, Statistician, Corrections Unit

Linda N. Ruder, Program Analyst, State Branch

Steven K. Smith, Ph.D., Special Assistant to the Director

Tracy Snell, Statistician, Corrections Unit.

New BJS releases not listed elsewhere in this issue

The following new BJS reports may be obtained using the order form on the last page:

• *Telephone contacts '91* (8pp), BJS Bulletin, 7/91, NCJ-130133.

• *Justice expenditure and employment extracts, 1984, 1985, and 1986* (196pp.), 9/91, NCJ-124139.

• *Justice expenditure and employment in the United States, 1988* (196pp.), 8/91, NCJ-125619.

• *Census of local jails, 1988—Data for individual jails: Selected findings, methodology, and summary tables, Vol. I* (36pp.), 3/91, NCJ-127992.

The Northeast, Vol. II (87pp.), 9/91, NCJ-130759.

The Midwest, Vol. III (271pp.), 9/91, NCJ-130760.

The South, Vol. IV (428pp.), 9/91, NCJ-130761.

The West, Vol. V (163pp.), 9/91, NCJ-130762.

• *Race of prisoners admitted to State and Federal institutions, 1926-86* (54pp.), 6/91, NCJ-129391.

Order form

Make corrections to label here after crossing out wrong information on label:

Name: _____

Title: _____

Agency: _____

Street/box: _____

City, State, Zip: _____

Daytime phone: _____

Organization & title or interest in criminal justice if you used home address above:

**Mall to: BJS Justice Statistics Clearinghouse
Box 6000, Rockville, MD 20850**

Please put me on the BJS mailing list for —

BJS National Update — A quarterly summary of new BJS data, programs, and information services and products.

Law enforcement reports — National data on State and local police and sheriffs' departments: operations, equipment, personnel, salaries, spending, policies, and programs.

Federal statistics — Federal case processing, from investigation through prosecution, adjudication, and corrections.

Drugs and crime data — Sentencing and time served by drug offenders, drug use at time of crime by jail inmates and State prisoners, and other quality data on drugs, crime, and criminal justice collected by BJS.

Justice expenditure and employment data — Spending and staffing by Federal/State/local governments and by function (police, courts, etc.).

White-collar crime — Processing of Federal white-collar crime cases.

Privacy and security of criminal history information and information policy — New legislation; maintenance and release of intelligence and investigative records; data quality issues.

BJS Bulletins and Special Reports — Timely reports of the most current justice data.

Prosecution/adjudication in State courts — Case processing from prosecution through court disposition; State felony laws, felony sentencing, criminal defense.

Adult corrections — Results of sample surveys and censuses of jails, prisons, parole, probation, and other corrections data.

National Crime Victimization Survey data — The only regular national survey of crime victims.

IMPORTANT
Peel off label from back cover
and put here. Make any
needed corrections at left.

Please send me 1 copy of —

- 01. **Attorney General's Summit on Law Enforcement Responses to Violent Crime: Public Safety In the 90's, Conference Summary** (98pp), 9/91, NCJ-130958 (p. 1).
 - 02. **Improving the quality of criminal history records: Proceedings** (120pp), forthcoming, NCJ-131779 (p. 2).
 - 03. **Forensic DNA analysis: Issues** (32pp), 6/91, NCJ-128567 (p. 3).
 - 04. **Statutes requiring the use of criminal history records information** (71pp), 6/91, NCJ-129896 (p. 3).
 - 05. **Capital punishment 1990** (15pp), BJS Bulletin, 9/91, NCJ-131648 (p. 4).
 - 06. **Jail inmates, 1990** (8pp), BJS Bulletin, 6/91, NCJ-129756 (p. 5).
 - 07. **Drugs and jail inmates, 1989** (12pp), BJS Special Report, 8/91, NCJ-130836 (p. 6).
 - 08. **Crime and the Nation's households, 1990** (8pp), BJS Special Report, 8/91, NCJ-130302 (p. 7).
 - 09. **Criminal victimization in the U.S., 1973-88 trends** (94pp), 7/91, NCJ-129392 (p. 7).
 - 10. **Tracking offenders, 1988** (8pp), BJS Bulletin, 6/91, NCJ-129861 (p. 8).
 - 11. **Criminal victimization in the U.S., 1989** (142pp), 6/91, NCJ-129391 (p. 9).
 - 12. **Sourcebook of criminal justice statistics, 1990** (790pp), 8/91, NCJ-130580 (p. 9).
 - 13. **Drugs and crime facts, 1990** (26pp), 8/91, NCJ-128662 (p. 9).
 - 14. **Telephone contacts '91** (8pp), BJS Bulletin, 7/91, NCJ-130139 (p. 11).
 - 15. **Justice expenditure and employment extracts, 1984, 1985, and 1986** (196pp), 9/91, NCJ-124139 (p. 11).
 - 16. **Justice expenditure and employment in the U.S. 1988** (196pp), 8/91, NCJ-125619 (p. 11).
 - 17. **Race of prisoners admitted to State and Federal institutions, 1926-86** (54pp), 6/91, NCJ-129391 (p. 11).
 - 18. **Census of local jails, 1988: Selected findings, methodology, and summary tables, Vol. I** (36pp), 3/91, NCJ-127992 (p. 11).
- Census of local jails, 1988: Data for individual jails in the —**
- 19. **Northeast, Vol. II** (87pp), 9/91, NCJ-130759 (p. 11).
 - 20. **Midwest, Vol. III** (271pp), 9/91, NCJ-130760 (p. 11).
 - 21. **South, Vol. IV** (428pp), 9/91, NCJ-130761 (p. 11).
 - 22. **West Vol. V** (163pp), 9/91, NCJ-130762 (p. 11).

Bureau of Justice Statistics reports

(Revised July 1991)

Call toll-free 800-732-3277 (local 301-251-5500) to order BJS reports, to be added to one of the BJS mailing lists, or to speak to a reference specialist in statistics at the Justice Statistics Clearinghouse, National Criminal Justice Reference Service, Box 6000, Rockville, MD 20850.

BJS maintains the following mailing lists:

- Law enforcement reports (new)
- Drugs and crime data (new)
- Justice spending & employment
- White-collar crime
- National Crime Survey (annual)
- Corrections (annual)
- Courts (annual)
- Privacy and security of criminal history information and information policy
- Federal statistics (annual)
- BJS bulletins and special reports (approximately twice a month)
- Sourcebook of Criminal Justice Statistics (annual)

Single copies of reports are free; use NCJ number to order. Postage and handling are charged for bulk orders of single reports. For single copies of multiple titles, up to 10 titles are free; 11-40 titles \$10; more than 40, \$20; libraries call for special rates.

Public-use tapes of BJS data sets and other criminal justice data are available from the National Archive of Criminal Justice Data (formerly CJAIN), P.O. Box 1248, Ann Arbor, MI 48106 (toll-free 1-800-999-0960).

National Crime Survey

The Nation's two crime measures: Uniform Crime Reports and the National Crime Survey, NCJ-122705, 4/90

Criminal victimization in the U.S.:

- 1973-88 trends, NCJ-129392, 7/91
- 1999 (final), NCJ-129391, 6/91
- 1988 (final), NCJ-122024, 10/90
- 1987 (final report), NCJ-115524, 6/89

BJS special reports

- Handgun crime victims, NCJ-123559, 7/90
- Black victims, NCJ-122562, 4/90
- Hispanic victims, NCJ-120507, 1/90
- The redesigned National Crime Survey: Selected new data, NCJ-114746, 1/89
- Motor vehicle theft, NCJ-109978, 3/88
- Elderly victims, NCJ-107676, 11/87
- Violent crime trends, NCJ-107217, 11/87
- Robbery victims, NCJ-104638, 4/87
- Violent crime by strangers and non-strangers, NCJ-103702, 1/87
- Preventing domestic violence against women, NCJ-102037, 8/86
- Crime prevention measures, NCJ-100438, 3/86
- The use of weapons in committing crimes, NCJ-99643, 1/86
- Reporting crimes to the police, NCJ-99432, 12/85
- The economic cost of crime to victims, NCJ-93450, 4/84

BJS bulletins:

- Crime and the Nation's households, 1990, NCJ-130302, 7/91
- Criminal victimization 1989, NCJ-125615, 10/90
- The crime of rape, NCJ-96777, 3/85
- Household burglary, NCJ-96021, 1/85
- Measuring crime, NCJ-75710, 2/81

BJS technical reports

- New directions for the NCS, NCJ-115571, 3/89
- Series crimes: Report of a field test, NCJ-104615, 4/87

- Teenage victims of crime, NCJ-128129, 5/91
- Female victims of violent crime, NCJ-127187, 1/91
- Redesign of the National Crime Survey, NCJ-111457, 3/89
- The seasonality of crime victimization, NCJ-111033, 6/88
- Crime and older Americans information package, NCJ-104569, \$10, 5/87
- Victimization and fear of crime: World perspectives, NCJ-93872, 1/85, \$9.15
- The National Crime Survey: Working papers, vol. I: Current and historical perspectives, NCJ-75374, 8/82
- vol. II: Methodology studies, NCJ-90307

Corrections

BJS bulletins and special reports:

- Prisoners in 1990, NCJ-129198, 5/91
- Women in prison, NCJ-127991, 4/91
- Capital punishment 1989, NCJ-124545, 10/90
- Violent State prison inmates and their victims, NCJ-124133, 7/90
- Prisoners in 1989, NCJ-122716, 5/90
- Prison rule violators, NCJ-120344, 12/89
- Capital punishment 1988, NCJ-118313, 7/89
- Recidivism of prisoners released in 1983, NCJ-116261, 4/89
- Drug use and crime: State prison inmate survey, 1986, NCJ-111940, 7/88
- Time served in prison and on parole 1984, NCJ-108544, 12/87
- Profile of State prison inmates, 1986, NCJ-109926, 1/88
- Imprisonment in four countries, NCJ-103967, 2/87
- Population density in State prisons, NCJ-103204, 12/86
- State and Federal prisoners, 1925-85, NCJ-102494, 11/86
- Prison admissions and releases, 1983, NCJ-100582, 3/86
- The prevalence of imprisonment, NCJ-93657, 7/85

- Race of prisoners admitted to State and Federal institutions, 1926-86, NCJ-125618, 6/91
- National corrections reporting program, 1985, NCJ-123522, 12/90
- Prisoners at midyear 1990 (press release), 10/90

Correctional populations in the U.S.:

- 1988, NCJ-124280, 3/91
- 1987, NCJ-118762, 12/89
- 1986, NCJ-111611, 2/89

Historical statistics on prisoners in State and Federal institutions, yearend 1925-86,

- NCJ-111098, 6/88
- 1984 census of State adult correctional facilities, NCJ-105585, 7/87

Census of jails and survey of jail inmates:

- BJS bulletins and special reports:
 - Drug use and jail inmates, NCJ-130389, 7/91
 - Jail inmates 1990, NCJ-129756, 6/91
 - Profile of jail inmates 1989, NCJ-129097, 4/91
 - Jail inmates, 1989, NCJ-123264, 6/90
 - Population density in local jails, 1988, NCJ-122299, 3/90
 - Census of local jails, 1988 (BJS bulletin), NCJ-121101, 2/90
 - Jail inmates, 1987, NCJ-114319, 12/88
 - Drunk driving, NCJ-109945, 2/88
 - Jail inmates, 1986, NCJ-107123, 10/87
- Census of local jails 1988, vol. I, Summary, NCJ-127992, 4/91
- Census of local jails, 1983: Data for individual jails, vols. I-IV, Northeast, Midwest, South, West, NCJ-112796-9; vol. V. Selected findings, methodology, summary tables, NCJ-112795, 11/88

Parole and probation

BJS bulletins

- Probation and parole: 1989, NCJ-125833, 11/90
- 1988, NCJ-119970, 11/89

BJS special reports

- Recidivism of young parolees, NCJ-104916, 5/87

Children in custody

- Census of public and private juvenile detention, correctional, and shelter facilities, 1975-85, NCJ-114065, 6/89
- Survey of youth in custody, 1987 (special report), NCJ-113365, 9/88

Law enforcement management

BJS bulletins and special reports:

- Police departments in large cities, 1987, NCJ-119220, 8/89
- Profile of state and local law enforcement agencies, NCJ-113949, 3/89

Expenditure and employment

BJS bulletins:

- Justice expenditure and employment: 1988, NCJ-123132, 7/90
- Anti-drug abuse formula grants: Justice variable pass-through data, 1988 (BJS Technical Report), NCJ-120070, 3/90
- Justice expenditure and employment: 1988 (full report), NCJ-125619, 7/91
- 1985 (full report), NCJ-106356, 8/89
- Extracts, 1984, 1985, 1986, NCJ-124139, 7/91

Courts

BJS bulletins:

- Pretrial release of felony defendants, 1988, NCJ-127202, 2/91
- Felony sentences in State courts, 1988, NCJ-126923, 12/90
- Criminal defense for the poor, 1988, NCJ-112919, 9/88
- State felony courts and felony laws, NCJ-106273, 8/87
- The growth of appeals: 1973-83 trends, NCJ-96381, 2/85
- Case filings in State courts 1983, NCJ-95111, 10/84
- BJS special reports:
 - Felony case processing in State courts, 1986, NCJ-121753, 2/90
 - Felony case-processing time, NCJ-101985, 8/86
 - Felony sentencing in 18 local jurisdictions, NCJ-97681, 6/85

- Felons sentenced to probation in State courts, 1986, NCJ-124944, 11/90
- Felony defendants in large urban counties, 1988, NCJ-122385, 4/90
- Profile of felons convicted in State courts, 1986, NCJ-120021, 1/90
- Sentencing outcomes in 28 felony courts, NCJ-105743, 8/87
- The prosecution of felony arrests: 1987, NCJ-124140, 9/90
- Felony laws of the 50 States and the District of Columbia, 1986, NCJ-105066, 2/88, \$14.60
- State court model statistical dictionary, Supplement, NCJ-98326, 9/85
- 1st edition, NCJ-62320, 9/80

Privacy and security

Compendium of State privacy and security legislation:

- 1989 overview, NCJ-121157, 5/90
- 1987 overview, NCJ-111097, 9/88
- 1989 full report (1, 500 pages, microfiche \$2, hard copy \$145), NCJ-121158, 9/90
- Criminal justice information policy: Forensic DNA analysis: Issues, NCJ-128567, 6/91
- Statutes requiring use of criminal history record information, NCJ-129896, 6/91
- Survey of criminal history information systems, NCJ-125620, 3/91
- Original records of entry, NCJ-125626, 12/90
- BJS/SEARCH conference proceedings: Criminal justice in the 1990's: The future of information management, NCJ-121697, 5/90
- Juvenile and adult records: One system, one record?, NCJ-114947, 1/90
- Open vs. confidential records, NCJ-113560, 1/88
- Strategies for improving data quality, NCJ-115339, 5/89
- Public access to criminal history record information, NCJ-111458, 11/88
- Juvenile records and recordkeeping systems, NCJ-112815, 11/88
- Automated fingerprint identification systems: Technology and policy issues, NCJ-104342, 4/87
- Criminal justice "hot" files, NCJ-101850, 12/86

Drugs & crime data:

- Drugs and crime facts, 1990, NCJ-128662, 7/91
- State drug resources: A national directory, NCJ-122582, 5/90
- Federal drug data for national policy, NCJ-122715, 4/90
- Drugs and crime facts, 1989, NCJ-121022, 1/90

Computer crime

BJS special reports:

- Electronic fund transfer fraud, NCJ-96666, 3/85
- Electronic fund transfer and crime, NCJ-92650, 2/84
- Electronic fund transfer systems fraud, NCJ-100461, 4/86
- Expert witness manual, NCJ-77927, 9/81, \$11.50

Federal justice statistics

- Federal criminal case processing, 1980-87, Addendum for 1988 and preliminary 1989, NCJ-125616, 11/90
- Compendium of Federal justice statistics 1986, NCJ-125617, 1/91
- 1985, NCJ-123560, 8/90
- 1984, NCJ-112816, 9/89
- The Federal civil justice system (BJS bulletin), NCJ-104769, 8/87
- Federal offenses and offenders
 - BJS special reports:
 - Immigration offenses, NCJ-124546, 8/90
 - Federal criminal cases, 1980-87, NCJ-118311, 7/89
 - Drug law violators, 1980-86, NCJ 111763, 6/88
 - Pretrial release and detention: The Bail Reform Act of 1984, NCJ-109929, 2/88
 - White-collar crime NCJ-106876, 9/87

General

BJS bulletins and special reports:

- BJS telephone contacts, '91, NCJ-130133, 7/91
- Tracking offenders 1988, NCJ-129861, 6/91
- Tracking offenders, 1987, NCJ-125315, 10/90
- Criminal cases in five states, 1983-86, NCJ-118798, 9/89
- International crime rates, NCJ-110776, 5/88
- BJS program application kit, fiscal 1991, NCJ-128413, 3/91
- Violent crime in the United States, NCJ-127855, 3/91
- Attorney General's program for improving the Nation's criminal history records and identifying felons who attempt to purchase firearms, NCJ-128131, 3/91
- BJS data report, 1989, NCJ-121514, 1/91
- Sourcebook of criminal justice statistics, 1989, NCJ-124224, 9/90
- Publications of BJS, 1985-89:
 - Microfiche library, PRO30014, 5/90, \$190
 - Bibliography, TBC030013, \$17.50
- Publications of BJS, 1971-84:
 - Microfiche library, PRO30012, \$203
 - Bibliography, TBC30012, \$17.50

- 1990 directory of automated criminal justice information systems, Vol. 1, Corrections; 2, Courts; 3, Law enforcement; 4, Probation and parole; 5, Prosecution; NCJ-122226-30, 5/90

- BJS annual report, fiscal 1988, NCJ-115749, 4/89
- Report to the Nation on crime and justice: Second edition, NCJ-105506, 6/88
- Technical appendix, NCJ-112011, 8/88
- Criminal justice microcomputer guide and software catalog, NCJ-112178, 8/88
- National survey of crime severity, NCJ-96017, 10/85

See order form on last page

Drug & Crime Data

Drug & Crime Data

0000000000

0000000000

0000000000

Drug & Crime Data Center
Box 6000
Roanoke VA 24060

Drug & Crime Data Center
& Reporting Office
600 Pleasant Boulevard
Roanoke VA 24060

Office Building
at the corner of the
street

0000000000

Drug & Crime Data
Office Building
at the corner of the
street

Office Building
at the corner of the
street

**BULK RATE
POSTAGE & FEES PAID
DOJ/BJA
Permit No. G-91**