


National Criminal Justice Reference Service

ncjrs

This microfiche was produced from documents received for inclusion in the NCJRS data base. Since NCJRS cannot exercise control over the physical condition of the documents submitted, the individual frame quality will vary. The resolution chart on this frame may be used to evaluate the document quality.




MICROCOPY RESOLUTION TEST CHART
NATIONAL BUREAU OF STANDARDS 1963-A

Microfilming procedures used to create this fiche comply with the standards set forth in 41CFR 101-11.504.

Points of view or opinions stated in this document are those of the author(s) and do not represent the official position or policies of the U. S. Department of Justice.

National Institute of Justice
United States Department of Justice
Washington, D. C. 20531

6/14/84



Victor Atiyeh
GOVERNOR

ANALYSIS OF CRIME IN OREGON 1982

92373

DEPARTMENT OF JUSTICE
Robert Frohnmayer
Attorney General
CRIME ANALYSIS CENTER

EXECUTIVE DEPARTMENT
Robert W. Smith
Director
LAW ENFORCEMENT
DATA SYSTEM

U.S. Department of Justice
National Institute of Justice

This document has been reproduced exactly as received from the person or organization originating it. Points of view or opinions stated in this document are those of the authors and do not necessarily represent the official position or policies of the National Institute of Justice.

Permission to reproduce this copyrighted material has been granted by
Public Domain/LEAA/Bureau of Justice
Statistics/US Dept. of Justice

to the National Criminal Justice Reference Service (NCJRS).

Further reproduction outside of the NCJRS system requires permission of the copyright owner.

ANALYSIS OF CRIME IN OREGON

January-December, 1982

Prepared by:

Crime Analysis Center
Criminal Justice Division
Department of Justice
Justice Building
Salem, OR 97310

and

Law Enforcement Data System
Data Systems Division
Executive Department
155 Cottage Street N.E.
Salem, OR 97310

ACKNOWLEDGEMENTS

This report was prepared by the staff of the Crime Analysis Center, Department of Justice in cooperation with the Law Enforcement Data System, Executive Department. The publication is the ninth annual analytical report prepared from statistics collected and compiled by the Oregon Uniform Crime Reporting program of the Law Enforcement Data System and analyzed by the Crime Analysis Center.

This document was prepared by Clinton Goff and Jeanne Bittner of the Crime Analysis Center. Mrs. Pearl Heath assisted in proofing the tables.

We would like to gratefully acknowledge the assistance of Lloyd Smith, Steve Kincaid, and staff of the Law Enforcement Data System.

Information regarding this report or copies of this report can be obtained by writing or calling:

Crime Analysis Center
Criminal Justice Division
Department of Justice
Justice Building
Salem OR 97310
(503) 378-4229

The production of this report was supported, in part, by Cooperative Agreement #83-BJ-CX-K031 from the Bureau of Justice Statistics, U.S. Department of Justice. Points of view or opinions stated in this document are those of the author and do not necessarily represent official positions or policies of the U.S. Department of Justice.

TABLE OF CONTENTS

	<u>Page</u>
Summary	v
Summary of Statistics	vii
Oregon At-A-Glance.	viii
Overview of Oregon Reporting and Criminal Justice System	
	NCJRS
Introduction.	1
Reporting Jurisdiction.	1
Degree of Reporting.	2
Use of OUCR	2
Interjurisdictional Comparisons	2
Section 1 - Statewide Offense and Arrest Data	
Introduction.	5
Overview of Offenses.	5
Index Offenses.	8
Part II Offenses.	11
Value of Stolen, Damaged, Destroyed Property.	12
Types of Property Stolen	12
Index and Part II Property Loss.	13
Arrests Statewide - Highlights.	14
Arrests of Juvenile/Adults for Index and Part II	18
Summary of Juvenile/Adult Arrest Rates	20
Murder.	23
Forcible Rape	27
Robbery	29
Aggravated Assault.	31
Burglary.	33
Residential.	34
Nonresidential	35
Larceny	36
Shoplifting.	37
Theft of Articles from Motor Vehicles.	38
Theft of Motor Vehicle Parts and Accessories	39
Theft of Bicycles.	40
Theft of Articles from Buildings	41
Motor Vehicle Theft	42
Arson	44
Other Assaults (Not Aggravated)	46
Forgery/Counterfeiting.	46
Fraud	47
Embezzlement.	48
Stolen Property Offenses.	49
Vandalism	49

TABLE OF CONTENTS (Cont'd.)

	<u>Page</u>
Weapons Offenses.	50
Prostitution.	51
Other Sex Offenses.	52
Drug Abuse.	54
Offenses Against the Family	56
Driving Under the Influence of Intoxicants.	57
Liquor Laws	57
Disorderly Conduct.	58
"All Other" Offenses.	59
Runaway Offenses.	60
Rankings of Counties by Crime Rates	60
 Section 2 - Offenses, Clearances and Arrests by District, County and Agency	 61
 Section 3 - County Arrest Data by Age Groups.	 81
 Appendix A - Offense Definitions - OUCR Program	 A-1
 Appendix B - Statistical Methods.	 B-1

TABLES AND FIGURES

	<u>Page</u>
Overview of Oregon Crime Reporting and Criminal Justice System	
 Section 1 - Statewide Offense and Arrest Data	
Index and Part II Crime Rates, 1973-1982 (Figure 1)	5
All Offenses - Percent Distribution (Figure 2).	6
Number of Offenses, 1981-1982 (Table 1)	7
Crime Rates by Category (Table 2)	8
Index Offenses - Percent Distribution (Figure 3).	9
Index Offenses, Arrests, Clearances, 1977-1982 (Table 3).	10
Index Offenses - Type of Property Stolen (Table 4).	12
Index and Part II Offenses - Property Loss (Table 5).	13
Number of Arrests - Statewide (Table 6)	15
Number of Arrests - Male (Table 7).	16
Number of Arrests - Female (Table 8).	17
Arrests of Juveniles and Adults for Index and Part II Crimes (Table 9)	19
Arrest Rates by Category (Table 10)	20
Arrests for Index Crimes by Age Groups (Figure 4)	22
Murder Rates, 1977-1982 (Figure 5).	23
Murder - Type of Weapon (Figure 6)	24
Murder Victims - Age, Sex, Race (Table 11)	25
Murder - Known Circumstances (Figure 7).	26
Forcible Rape Rate, 1977-1982 (Figure 8).	27
Forcible Rape - Offenses, Clearances (Table 12).	28
Forcible Rape - Type of Weapon (Table 13).	28
Robbery Rates, 1977-1982 (Figure 9)	29
Robbery - Location (Table 14).	30
Robbery - Type of Weapon (Table 15).	30
Aggravated Assault Rates, 1977-1982 (Figure 10)	31
Aggravated Assault - Type of Weapon (Table 16)	32
Burglary - Type of Offense, 1981-1982 (Table 17).	33
Residential Burglary Rates, 1977-1982 (Figure 11).	34
Nonresidential Burglary Rates, 1977-1982 (Figure 12)	35
Larceny - Type of Offense, 1981-1982 (Table 18)	36
Shoplifting Rates, 1977-1982 (Figure 13).	37
Rates of Theft from Motor Vehicles, 1977-1982 (Figure 14)	38
Theft of Motor Vehicle Parts & Accessory Rates, 1977-1982 (Figure 15)	39
Theft of Bicycle Rates, 1977-1982 (Figure 16)	40
Theft from Building Rates, 1977-1982 (Figure 17).	41
Motor Vehicle Theft Rates, 1977-1982 (Figure 18).	42
Motor Vehicle Theft - Type Stolen, 1981-1982 (Table 19).	43
Arson Rates, 1977-1982 (Figure 19).	44
Arson Offenses by Target (Table 20).	45
Forgery/Counterfeiting Rates, 1977-1982 (Figure 20)	46
Forgery/Counterfeiting - Type (Table 21)	47
Fraud Rates, 1977-1982 (Figure 21).	47
Fraud Offenses - Type (Table 22)	48

TABLES AND FIGURES (Cont'd.)

SUMMARY

	<u>Page</u>
Embezzlement,	
Value of Loss, 1982 (Table 23)	48
Vandalism Rates, 1977-1982 (Figure 22)	49
Offenses by Type of Property (Table 24)	50
Sex Offense Rates, 1977-1982 (Figure 23)	51
Drug Abuse Arrest Rates, 1977-1982 (Figure 24)	52
Drug Abuse Arrests - Type of Drugs (Table 25)	53
Family Offense Rates, 1977-1982 (Figure 25)	54
Family Offenses - Type (Table 26)	55
Arrests for DUII (Table 27)	56
Disorderly Conduct Rates, 1977-1982 (Figure 26)	57
"All Other" Offenses.	58
Juvenile Runaway Rates, 1977-1982 (Figure 27)	59
Rankings of Counties by Crime Rates (Table 27)	60
County Map, State of Oregon	60A
Section 2 - Offenses, Clearances and Arrests by District, County, and Agency.	61
Section 3 - County Arrest Data by Age Groups.	81

Crimes Reported

- In 1982, serious crime decreased 7.2 percent in number of offenses and by 7.0 percent in terms of rate per 100,000 population. It should be mentioned that Oregon's serious crime rate in 1981 has been the highest recorded during the past ten years. Index crime (the nationally standardized measure of serious crime) consists of murder, rape, robbery, aggravated assault, burglary, larceny, motor vehicle theft and arson.
- Index crime comprised 50.6 percent of all reported offenses in 1982.
- Part II crime (less serious offenses) decreased 2 percent in total numbers reported and by 1.6 percent in terms of rate per 100,000 population.
- Multnomah County had the highest rates of violent, property, and total Index crime in the state. Marion County had the second highest property (and total Index) and third highest violent crime rate. Lincoln County ranked second in the state in violent crime rate.

Arrests

- Arrests for Index crimes increased by 1.2 percent over 1981. This was due to a substantial increase (6.1%) in arrests of adults for Index crimes. Arrests of juveniles decreased in both categories: 6.7 percent for Index crimes and 4.1 percent for Part II crimes.
- Arrests for all offenses decreased by 1.7 percent in 1982.
- Juveniles accounted for 35 percent of the arrests for Index crimes in 1982.
- The number of juveniles arrested for Index offenses has declined each year since 1979.

Clearances

- The clearance rate for the total Index crimes was 21.1 percent in 1982. The violent crime clearance rate was 44.1 percent while the clearance rate was 19.3 percent for the property crimes.

A table of crime statistics follows this Summary.

Highlights of the report are as follows:

Murder:

Over the past six years the crime rate for murder has fluctuated year by year, i.e., up one year and down the next. It was up in 1980, down in 1981, and increased in 1982. This fluctuation in rate is due in part to the relatively small number of murders committed and, therefore, the ease with which the rate can be affected.

Rape: The rate and number of offenses reported for rape decreased approximately five percent in 1982.

Robbery: In 1982 the rate and number of robbery offenses decreased over seven percent. This follows very large increases in robbery the previous two years; 18.7 percent and 15.4 percent in 1981 and 1980, respectively.

Aggravated Assault: Aggravated assault is the only Index offense (with a sizeable number) to show an increase in 1982 from 1981 figures. The rate and number of offenses increased nearly four percent.

Burglary: A sizeable decrease of reported burglaries occurred in 1982. The number of residential burglaries decreased 11.7 percent and nonresidential (commercial) burglaries decreased 6.2 percent. The burglary rate had been increasing the previous three years.

Larceny: Larceny (theft) accounts for 60 percent of the Index offenses. The larceny rate decreased 6.1 percent from 1981 figures, after having experienced increases the previous five years.

Motor Vehicle Theft: Motor vehicle thefts decreased again in 1982, as it has the previous four years. The number of offenses decreased 12.1 percent from 1981's figures.

Arson: The arson rate decreased three percent from 1981's figures. The crime of arson was added as an Index crime in 1979.

Part II Crimes: Part II crimes as a total group showed a two percent decrease from 1981. Part II crimes that reflected sizeable rate increases in 1982 were:

- forgery/counterfeiting +18.0%
- offenses against the family +23.0%
- prostitution +29.0%
- sex offenses +13.2%

Arrests for DUII decreased 8.2 percent from 1981 figures.

SUMMARY OF STATISTICS

	1981	1982	Percent Change
<u>Index Offenses</u>			
Number	187,983	174,531	-7.2%
Rate per 100,000 population	7,066.0	6,570.7	-7.0%
<u>Part II Offenses</u>			
Number	174,069	170,532	-2.0%
Rate per 100,000 population	6,543.9	6,438.9	-1.6%
<u>Total Offenses</u>			
Number	362,052	345,063	-4.7%
Rate per 100,000 population	13,611.0	13,009.6	-4.4%
<u>Arrests for Part I Crimes</u>			
Juveniles	15,119	14,101	-6.7%
Adults	24,667	26,172	+6.1%
<u>Arrests for Part II Crimes</u>			
Juveniles	16,934	16,257	-4.0%
Adults	68,845	66,818	-2.9%
<u>Total Arrests</u>	125,576	123,343	-1.8%
<u>Total Offenses Cleared</u>	141,189	141,308	+0.1%
<u>Index Offenses Cleared</u>	36,657	36,801	+0.4%
<u>Population Statewide*</u>	2,660,435	2,656,185	-0.16%

*Population estimates provided by the Center for Population Research and Census, Portland State University.

OVERVIEW OF OREGON CRIME REPORTING
AND CRIMINAL JUSTICE SYSTEM

OREGON AT-A-GLANCE*

Oregon, central state of the Pacific group, is bounded on the north by Washington, on the east by Idaho, on the south by California and Nevada and on the west by the Pacific Ocean.

Oregon Census

State total - 1982	2,656,185
Incorporated.	56%
Unincorporated.	44%
Number of households - 1982	991,593
Persons per household - 1982	2.60
Persons per square mile of land area - 1982	36.54

Total area of Oregon	97,073 sq. mi. (ranks 10th by state)
Land area	96,184
Water area	889

Personal Income of Oregonians (1981)	U.S.	Oregon	Oregon as % of U.S.
Total (millions of dollars)	\$2,405,598	\$26,526	1.1%
Per capita (dollars)	10,491	10,008	95.4%

*Facts About Oregon from 1983-1984 Oregon Blue Book

INTRODUCTION

This is the ninth annual report of criminal offenses and arrests produced by the State of Oregon since the beginning of the Oregon Uniform Crime Reporting Program (OUCR). OUCR is an incident based reporting program, tailored to the needs and operational procedures of the police agencies in Oregon. (Reference to "police" includes both police and sheriff departments.)

Incident based reporting requires the recording of specific information about each criminal event known to the police. A criminal event may be reported to a police department by a victim or other source or discovered as a result of police operations. Any reported criminal incident that is determined to be unfounded through subsequent police investigation is deleted from the counts.

The Oregon Uniform Crime Reporting Program requires the reporting of all criminal offenses defined as "Part I and Part II crimes" and the reporting of all arrests for such offenses. Law enforcement agencies also report the clearance of such offenses by arrests of persons or other means. The number of persons reported as arrested includes all persons reported as physically arrested, summoned or cited by police agencies during 1982.

Reporting agencies submit the recorded data monthly to the Law Enforcement Data System either on provided forms or magnetic tape. The data is then processed by a computerized system and reports reflecting the monthly activity of each agency are produced and returned to the contributor for their use.

As agency reports are processed each month, data required for the FBI National UCR Program is extracted. When all agencies have been processed, a magnetic tape containing UCR data for all Oregon incident reporting agencies is mailed to the FBI.

In Oregon, the offense of Arson was reported as a Part II offense since January 1, 1975. By national decree (FBI standards), Arson became a Part I Index crime on January 1, 1979.

Definitions of the offenses, clearances, and arrests are included in Appendix A of this report.

REPORTING JURISDICTION

Reported offenses relate to the jurisdiction in which they occur. The arrest and clearance, in every case, is attributed to the jurisdiction in which the offense occurred, even though the arresting agency may not be the department originally reporting the offense. State Police and county sheriffs have concurrent jurisdiction in all counties of the state. Their reports generally apply to criminal offenses and arrests occurring in those areas outside incorporated cities which have municipal police departments.

DEGREE OF REPORTING

During 1982 offense and related supplementary information, including arrest data, was received from a total of 183 agencies--145 municipal and other police departments, 36 county sheriff departments, the Oregon State Police, and the Oregon Liquor Control Commission. In 1982, the number of agencies participating in the OUCR program represented service to 99 percent of the state's population.

USE OF OUCR

Only crimes known to the police are included as part of the official crime rate. Thus, under-reporting of crime can have a significant impact on crime rates and also on the evaluation of the effectiveness of crime reduction programs.

Substantial evidence is contained in reports on criminal victimization surveys which indicates that reporting rates are highly stable among most social groups and across different geographical areas. This suggests reported crime can be a good indicator of crime patterns and trends.

While it is apparent that crime information reported to the police does not provide a complete picture of the crime situation in our society, it is compiled and analyzed because of the following reasons:

- a. Reported crime information is used by the police agencies for resource allocation and determining appropriate agency responses to occurrences.
- b. Reported crime data, recognized as a portion of the total crime, is, in fact, a highly accurate measurement of occurrences in society that must be addressed by the criminal justice system.
- c. This system is based on definitions which are standardized (uniform) across the nation and it is unlikely that it will be appreciably altered in the foreseeable future.

INTERJURISDICTIONAL COMPARISONS

Care should be taken in drawing conclusions and making decisions about problems based solely on crime and arrest data as reported by different law enforcement jurisdictions. Factors relating to crime reporting practices, law enforcement policies, population characteristics and attitudes all contribute to variation in reported data.

Some general factors which may affect the amount of crime reported and type of crime committed are:

- Density and size of the community population and the metropolitan area of which it is a part.
- Composition of the population, with reference, particularly to age.
- Economic status, education, and recreation characteristics of the community population.

- Relative stability of the population, including commuters, seasonal, and other transient types.
- Climate, including seasonal weather conditions, and other geographical variations.
- Effective strength of the police force.
- Policies of the prosecuting officials and the courts.
- Attitude of the public toward law enforcement problems.
- The administrative and investigative follow-up of the local law enforcement agency, including the degree of adherence to crime reporting standards.

SECTION 1
STATEWIDE OFFENSE AND ARREST DATA

INTRODUCTION

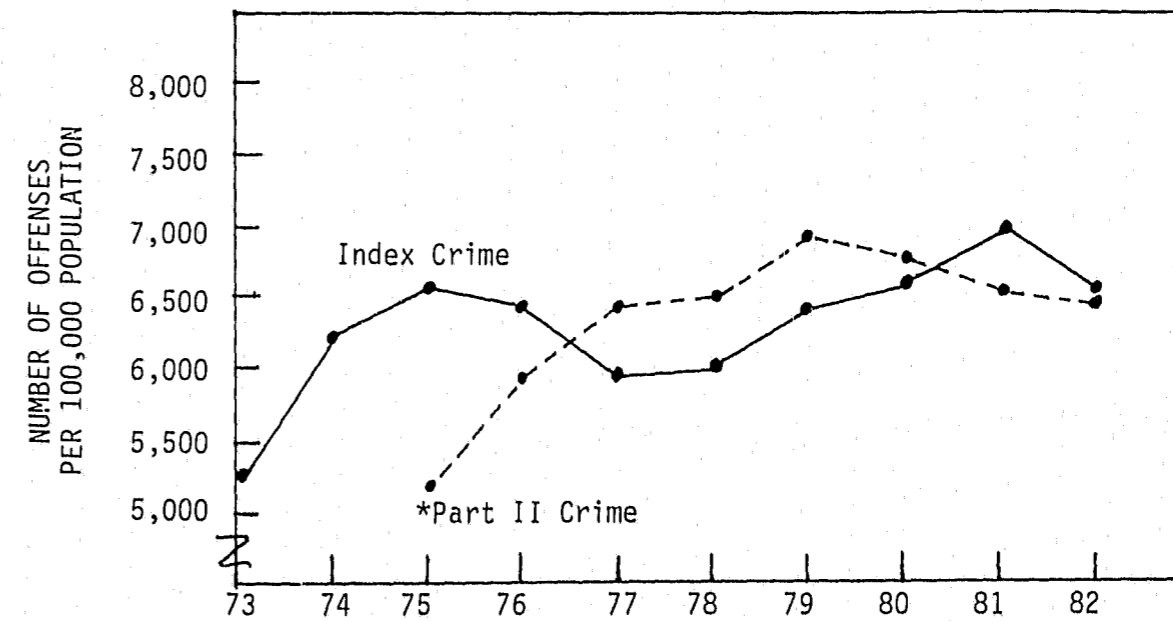
This section presents the number of criminal offenses and arrests reported by police agencies in 1982. The statistics represent the aggregate of all reporting agencies within the state, except when noted, and are arranged in the following three subsections:

1. Overview of offenses.
2. Overview of arrests.
3. Detailed information regarding Index and Part II offenses.

The statewide arrest totals in this section are not identical to those shown in Sections 2 and 3. The differences, where they exist, are small and are the result of two separate methods of compiling the data at two different time periods.

OVERVIEW OF OFFENSES

- The total crime rate in 1982 was 13,009.6 offenses reported per 100,000 population. This reflects a decrease of 4.4 percent from 1981.
- The Index crime rate (6,570.7) decreased 7.0 percent.
- The Part II crime rate (6,438.9) decreased 1.6 percent.

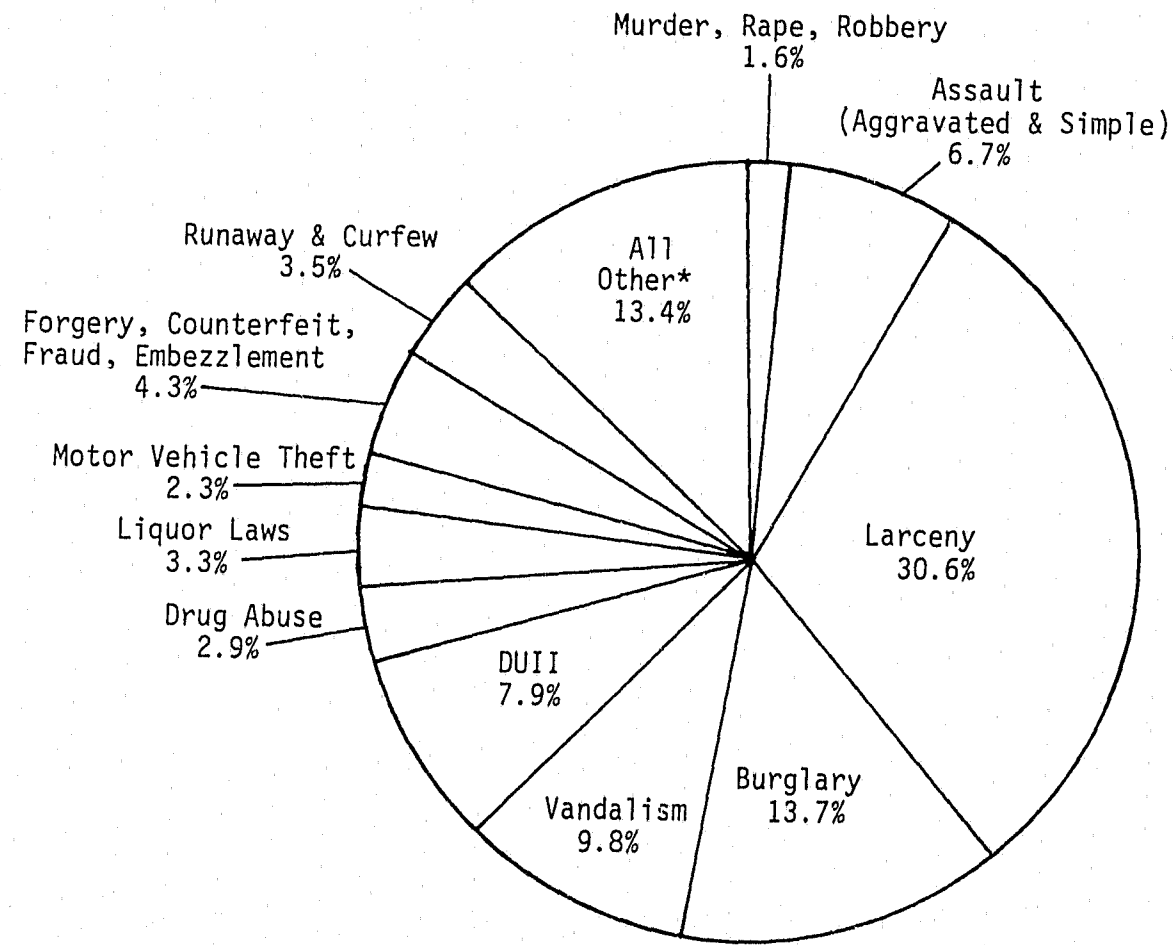


*Part II crimes not reported prior to 1975

FIGURE 1 - INDEX AND PART II CRIME RATES
1973-1982

The 1982 percentage distribution of both Index offenses and Part II (from Table 1) is depicted in the form of a pie chart in Figure 2.

- Larceny represents the largest portion of reported crime in Oregon (30.6%).
- Larceny and burglary together account for 44.3 percent of all reported crime.
- Major violent crimes (murder, rape, robbery) account for 1.6 percent.
- Assaults (aggravated and simple) account for 6.7 percent.



*Weapons, Prostitution, Other Sex Offenses, Gambling, Family Offenses, Disorderly Conduct, Arson, Stolen Property

FIGURE 2 - ALL OFFENSES - 1982
PERCENT DISTRIBUTION

TABLE 1 - NUMBER OF OFFENSES
1981-1982

CRIME INDEX OFFENSES	January Thru December 1981	January Thru December 1982	Change In Number of Offenses	RATES (No. of Offenses Per 100,000 Pop.)	Change in Rates 1981-1982
Murder	115	136	+18.3%	5.1	+18.6%
Rape	1,111	1,050	-5.5%	39.5	-5.5%
Robbery	4,773	4,422	-7.4%	166.5	-7.2%
Aggravated Assault	6,637	6,881	+3.7%	259.1	+3.8%
Burglary	52,290	47,109	-9.9%	1,773.6	-9.8%
Larceny-Theft	112,447	105,468	-6.2%	3,970.7	-6.1%
Motor Vehicle Theft	9,017	7,922	-12.1%	298.2	-12.0%
Arson	1,593	1,543	-3.1%	58.1	-3.0%
INDEX TOTAL	187,983	174,531	-7.2%	6,570.7	-7.0%
PART II OFFENSES					
Other Assaults	15,294	16,173	+5.7%	608.9	+5.9%
Forgery-Counterfeiting	3,898	4,592	+17.8%	172.9	+18.0%
Fraud	11,907	10,092	-15.2%	379.9	-15.1%
Embezzlement	168	164	-2.4%	6.2	-1.6%
Stolen Property	468	510	+9.0%	19.2	+9.1%
Vandalism	37,523	33,671	-10.3%	1,267.6	-10.1%
Weapons	2,170	1,898	-12.5%	71.5	-12.4%
Prostitution	1,156	1,491	+29.0%	56.1	+29.0%
Other Sex Offenses	4,686	5,297	+13.0%	199.4	+13.2%
Drug Abuse Total	10,378	10,023	-3.4%	377.3	-3.3%
Narcotic	731	760	+4.0%	28.6	+4.0%
Marijuana	8,380	7,822	-6.7%	294.5	-6.5%
Synthetics	184	147	-20.1%	5.5	-20.3%
Other Dangerous Drugs	1,083	1,294	+19.5%	48.7	+19.7%
Gambling	86	134	+55.8%	5.0	+56.2%
Offenses Against Family	1,458	1,790	+22.8%	67.4	+23.0%
DUII*	29,828	27,370	-8.2%	1,030.4	-8.1%
Liquor Laws	11,855	11,286	-4.8%	424.9	-4.7%
Disorderly Conduct	5,309	5,055	-4.8%	190.3	-4.7%
All Others (except traffic)	25,819	28,815	+11.6%	1,084.8	+11.8%
Curfew	2,167	2,370	+9.4%	89.2	+9.4%
Runaway	9,899	9,801	-1.0%	369.0	-0.8%
PART II TOTAL	174,069	170,532	-2.0%	6,438.9	-1.6%
GRAND TOTAL	362,052	345,063	-4.7%	13,009.6	-4.4%

*DUII - number of arrests.

The Index and Part II offenses were combined into seven general categories with their respective percent distribution, rate per 100,000 population, and rate change from 1981 to 1982 as shown in Table 2.

- Crimes involving theft account for the highest rate of reported crime (6,621 offenses per 100,000 population).
- Theft represents 51.0 percent of all crime but decreased in 1982 by 7.4 percent from 1981.

CATEGORY	1982 PERCENT DISTRIBUTION	RATE PER 100,000 POPULATION		Percent Change 1981-82
		1981	1982	
Crimes Involving Violence (Murder, Forcible Rape, Robbery, Assault)	8.3%	1,050	1,079	+2.8%
Crimes Involving Theft (Burglary, Larceny, Motor Vehicle Theft, Forgery, Fraud, Embezzlement, Buying and Receiving Stolen Property)	51.0%	7,150	6,621	-7.4%
Crimes Involving Destruction to Property (Arson, Vandalism)	10.2%	1,470	1,326	-9.8%
Sex Crimes (Prostitution, Other Sex Offenses)	2.0%	220	256	+16.4%
Drug and Liquor Violations (Drug Abuse, DUII, Liquor Laws)	14.1%	1,957	1,833	-6.3%
Disorderly Conduct	1.5%	200	190	-5.0%
Other Offenses (Weapons, Gambling, Family Offenses, Curfew, Runaway, All Other)	13.0%	1,564	1,687	+7.9%
TOTAL	100.0%	13,611	13,010	-4.4%

Index Offenses

The 1982 percentage distribution for Index offenses is displayed in Figure 3.

- 174,531 Index crimes were reported to police in 1982 representing 50.6 percent of all crimes reported.
- 7.2 percent of the Index crimes were violent crimes (murder, rape, robbery, aggravated assault).
- 92.8 percent of the Index crimes were property crimes (burglary, larceny, motor vehicle theft, arson).

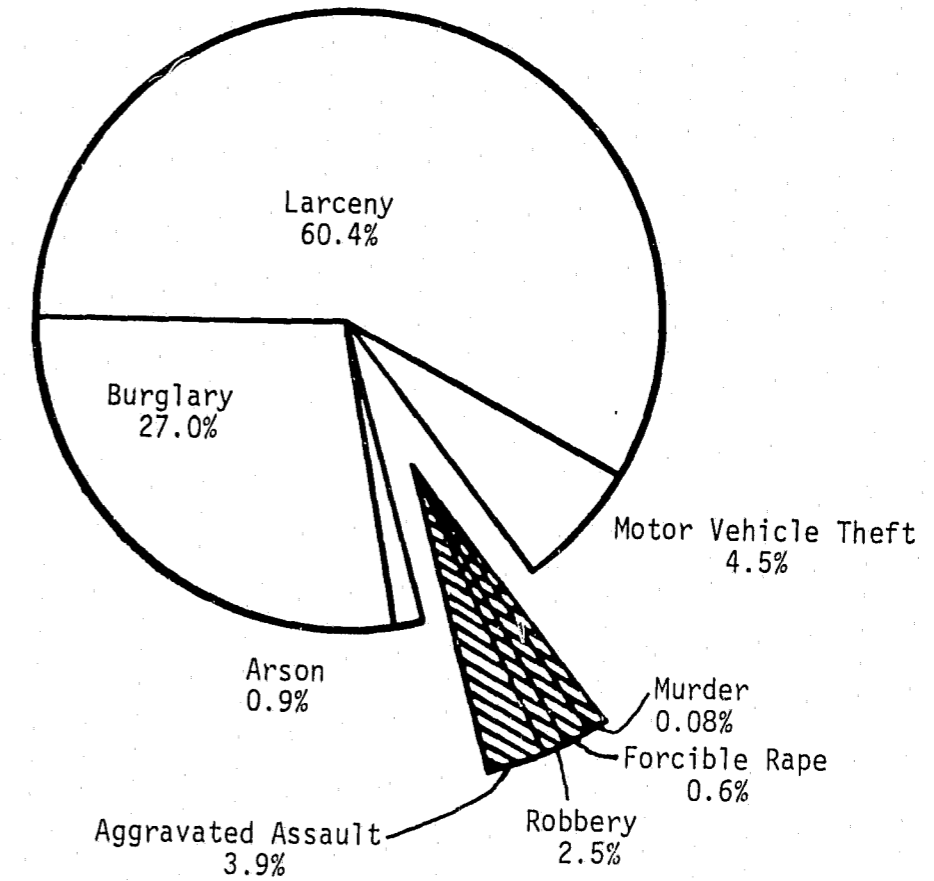


FIGURE 3 - INDEX OFFENSES - 1982 PERCENT DISTRIBUTION

- The Index crime rate (offenses per 100,000 population) was 6,570.7 per 100,000 in 1982--a decrease of 7.0 percent from 1981 (Table 3).
- Six of the eight Index offenses reflected decreases in their crime rate in 1982 from 1981 figures. Decreases were recorded for the categories of rape (5.5%), robbery (9.2%), burglary (9.8%), larceny/theft (6.1%), motor vehicle theft (12.0%) and arson (3.0%).
- The crime rate for aggravated assault increased 3.8 percent while the murder rate increased 18.6 percent (21 more murders were reported in 1982).
- 40,273 arrests were made in 1982 for Index crimes--80 percent of these were for the property crimes of burglary, larceny/theft, motor vehicle theft, and arson.
- Sixty (60) percent of the total Index arrests were for larceny/theft.

TABLE 3 - INDEX OFFENSES, ARRESTS, CLEARANCES

TYPE OF OFFENSE	YEAR	NUMBER OF OFFENSES	RATE PER 100,000 POPULATION	PERCENT CHANGE	NUMBER OF ARRESTS	RATE PER 100,000 POPULATION	PERCENT CHANGE	NO. OF CLEARANCES REPORTED	PERCENT OF OFFENSES CLEARED
MURDER	1982	136	5.1	+18.6%	120	4.5	+2.3%	89	65.4%
	1981	115	4.3	-12.2%	117	4.4	+7.3%	87	75.7%
	1980	130	4.9	+14.0%	107	4.1	+13.9%	88	67.2%
	1979	109	4.3	-10.4%	91	3.6	-18.2%	76	69.7%
	1978	120	4.8	0.0%	108	4.4	-3.6%	91	75.8%
	1977	117	4.8	+17.1%	112	4.7	-2.1%	85	72.6%
FORCIBLE RAPE	1982	1,050	39.5	-5.5%	328	12.3	+4.2%	412	39.2%
	1981	1,111	41.8	+2.0%	314	11.8	-5.6%	546	49.1%
	1980	1,078	41.0	-6.8%	330	12.5	+5.0%	492	45.6%
	1979	1,119	44.0	+7.8%	302	11.9	-4.0%	485	43.3%
	1978	1,008	40.8	+4.3%	306	12.4	+13.3%	452	44.8%
	1977	937	39.1	+11.1%	270	11.2	-2.6%	440	47.0%
ROBBERY	1982	4,422	166.5	-7.2%	1,174	44.2	+2.3%	1,102	24.9%
	1981	4,773	179.4	+18.7%	1,148	43.2	+2.9%	1,200	25.1%
	1980	3,974	151.1	+15.4%	1,106	42.0	+6.9%	1,199	30.2%
	1979	3,330	130.9	+0.5%	999	39.3	-7.5%	1,033	31.0%
	1978	3,221	130.3	+6.4%	1,051	42.5	+1.2%	1,048	32.5%
	1977	2,936	122.5	-7.3%	1,038	43.3	+9.6%	926	31.5%
AGGRAVATED ASSAULT	1982	6,881	259.1	+3.8%	6,473	243.7	+26.1%	3,908	56.8%
	1981	6,637	249.5	-13.0%	5,140	193.3	+14.6%	3,245	48.9%
	1980	7,546	286.9	-20.5%	4,439	168.7	+5.2%	3,920	51.9%
	1979	9,175	360.7	+12.9%	4,079	160.3	+9.5%	4,447	48.4%
	1978	7,894	319.3	+13.9%	3,620	146.4	+26.2%	3,970	50.3%
	1977	6,720	280.4	-0.3%	2,869	119.7	+11.7%	3,385	50.4%
VIOLENT CRIME	1982	12,489	470.2	-1.0%	8,095	304.8	+20.7%	5,511	44.1%
	1981	12,636	475.0	-1.8%	6,719	252.6	+11.1%	5,078	40.2%
	1980	12,728	483.9	-10.4%	5,982	227.4	+5.7%	5,699	44.8%
	1979	13,733	539.8	+9.0%	5,471	215.1	+4.6%	6,038	44.0%
	1978	12,243	495.3	+10.8%	5,085	205.7	+18.5%	5,561	45.4%
	1977	10,710	446.8	-1.3%	4,289	279.0	+9.8%	4,836	45.1%
BURGLARY	1982	47,109	1,773.6	-9.8%	6,097	229.5	-10.5%	6,072	12.9%
	1981	52,290	1,965.8	+13.6%	6,821	256.4	+0.9%	6,660	12.7%
	1980	45,513	1,730.1	+8.1%	6,683	254.0	+3.2%	6,770	14.9%
	1979	40,719	1,600.6	+0.4%	6,260	246.1	+0.9%	6,018	14.8%
	1978	39,415	1,594.5	-1.2%	6,033	244.0	+2.0%	6,395	16.2%
	1977	38,665	1,636.7	-4.2%	5,916	246.9	+4.5%	6,444	16.7%
LARCENY	1982	105,468	3,970.7	-6.1%	24,085	906.8	+1.0%	23,149	21.9%
	1981	112,447	4,227.3	+4.8%	23,896	898.3	+1.5%	23,340	20.8%
	1980	106,138	4,034.7	+5.9%	23,292	885.4	+12.7%	22,047	20.7%
	1979	96,958	3,811.2	+8.3%	19,986	785.6	+8.3%	19,207	19.8%
	1978	86,977	3,518.5	+1.6%	17,931	725.4	-1.4%	17,723	20.4%
	1977	82,976	3,462.9	-8.3%	18,194	759.3	+4.4%	17,650	21.3%
MOTOR VEHICLE THEFT	1982	7,922	298.2	-12.0%	1,651	62.2	-15.5%	1,791	22.6%
	1981	9,017	339.0	-5.0%	1,959	73.6	-9.9%	2,109	23.4%
	1980	9,388	356.9	-10.5%	2,150	81.7	-11.6%	2,274	24.2%
	1979	10,141	398.6	-1.4%	2,351	92.4	-9.6%	2,615	25.8%
	1978	9,989	404.1	+2.4%	2,510	101.5	+16.7%	2,615	26.2%
	1977	9,452	394.5	-2.0%	2,150	89.7	6.4%	2,091	22.1%
ARSON	1982	1,543	58.1	-3.0%	345	13.0	-13.9%	277	18.0%
	1981	1,593	59.9	-3.1%	402	15.1	+11.9%	373	24.3%
	1980	1,626	61.8	+9.0%	355	13.5	+3.1%	130	8.0%
	1979	1,443	56.7	+1.6%	334	13.1	-5.1%	167	11.6%
	1978	1,379	55.8	-3.6%	342	13.8	-0.7%	228	16.5%
	1977	1,388	57.9	+5.1%	334	13.9	+7.8%	229	16.5%
PROPERTY CRIMES	1982	162,042	6,100.5	-8.1%	32,178	1,211.4	-2.6%	31,289	19.3%
	1981	175,347	6,592.0	+6.6%	33,078	1,243.5	+0.7%	32,482	18.5%
	1980	162,665	6,183.6	+5.4%	32,480	1,234.7	+8.6%	31,221	19.2%
	1979	149,261	5,867.2	+5.3%	28,931	1,137.2	+4.8%	28,007	18.8%
	1978	137,760	5,572.8	+0.8%	26,816	1,084.8	-2.3%	26,961	19.6%
	1977	132,481	5,529.3	-6.5%	26,594	1,109.9	+3.5%	26,414	19.9%
TOTALS	1982	174,531	6,570.7	-7.0%	40,273	1,516.2	+1.3%	36,800	21.1%
	1981	187,983	7,066.0	+6.0%	39,797	1,496.1	+2.3%	37,560	20.0%
	1980	175,393	6,667.5	+4.1%	38,462	1,462.1	+8.1%	36,920	21.0%
	1979	162,994	6,407.0	+5.6%	34,402	1,352.3	+4.7%	34,045	20.9%
	1978	150,003	6,068.1	+1.5%	31,931	1,291.7	+0.2%	32,522	21.7%
	1977	143,191	5,976.3	-6.2%	30,883	1,288.9	+4.3%	31,250	21.8%

- 21.1 percent of the total Index crimes were cleared by the police.
- The clearance rate for violent crimes was 44 percent. The clearance rate for property crimes was 19.3 percent.
- The lowest clearance rate was for burglary (12.9%); the highest was for murder (65.4%).

Part II Offenses

- 170,532 Part II crimes were reported by police in 1982--this represents 49.4 percent of all crime reported. (Numbers and rates are presented in Table 1.)
- There was a slight decrease (2%) in the total number of offenses, and a decrease in the overall rate per population.
- The highest volume of Part II crime included: vandalism, DUII, "Other Assaults," and "all other." DUII accounts for 16 percent of the Part II crime.
- Of the Part II crimes that have a substantial volume, the rate for other (simple) assaults increased 5.9 percent; forgery/counterfeiting increased 18 percent; and offenses against the family increased 23 percent.
- The number of arrests for DUII decreased by 8.2 percent.

VALUE OF STOLEN, DAMAGED, DESTROYED PROPERTY

Types of Property Stolen - 1982
Index and Part II Offenses

- The total value of property stolen, damaged, or destroyed in 1982 was over \$116 million.
- 23.1 percent of the value was recovered by police agencies.
- Stolen or damaged motor vehicles account for the highest percentage of value of stolen property (approximately \$24 million).
- Most frequently stolen items are: currency; jewelry/watches; TV's, radios, stereos, and tools.

TABLE 4 - TYPE OF PROPERTY STOLEN - 1982
INDEX AND PART II OFFENSES

TYPE	LOSS VALUE	PERCENT DISTRIBUTION	RECOVERED VALUE	PERCENT RECOVERED
Currency, Securities, Stamps, etc.	\$ 12,990,750	11.1%	\$ 887,009	6.8%
Jewelry, Precious Metals, Watches, etc.	14,875,298	12.8%	1,044,236	7.0%
Clothing, Furs and Related Accessories	2,611,316	2.2%	314,533	12.0%
Consumable Goods (food, liquor, gas, etc.)	1,163,136	1.0%	156,669	13.5%
Furniture, Household and Appliances	4,701,937	4.0%	501,963	10.7%
Television, Radios, Stereos, etc.	8,747,553	7.5%	646,478	7.4%
Office Equipment	888,854	0.8%	224,903	25.3%
Motor Vehicles (theft, arson, vandalism)	24,537,329	21.0%	18,546,602	75.6%
Bicycles	2,233,936	1.9%	404,321	18.1%
Boats and Marine Equipment	1,422,320	1.2%	377,614	26.5%
Aircraft and Related Accessories	183,993	0.2%	81,436	44.3%
Trailers, Campers, and Misc. Vehicles	820,270	0.7%	273,683	33.4%
Vehicle Parts & Accessories	4,516,698	3.9%	265,164	5.9%
Tools	5,609,570	4.8%	384,585	6.9%
Farm & Garden	1,372,541	1.2%	153,442	11.2%
Logging Equipment (blocks, cables, etc.)	191,616	0.2%	9,253	4.8%
Heavy Construction Equipment	1,203,198	1.0%	467,828	38.9%
Buildings (damaged by arson/vandalism)	10,643,780	9.1%	15,262	0.1%
Building Materials	265,363	0.2%	27,334	10.3%
Timber & Raw Wood Products	468,243	0.4%	18,181	3.9%
Sports Equipment	1,177,970	1.0%	85,182	7.2%
Firearms	2,659,984	2.3%	457,628	17.2%
Cameras & Related Accessories	2,680,773	2.3%	226,298	8.4%
Musical Instruments	753,828	0.6%	99,645	13.2%
Saddles & Tack	245,510	0.2%	17,998	7.3%
Livestock	746,516	0.6%	120,795	16.2%
Miscellaneous	8,859,972	7.6%	1,165,669	13.2%
TOTALS	\$116,571,993	99.8%*	\$26,973,711	23.1%

*Does not equal 100% due to rounding error.

Index and Part II Property Loss

Index and Part II offenses involving property loss (stolen, damaged, or destroyed) are presented in Table 5. Index offenses accounted for 90.8 percent of the total property loss; Part II offenses accounted for 9.2 percent of the total.

- The highest value in stolen property was for burglary (nearly \$39 million) followed by larceny and motor vehicle theft.
- Destruction to property (arson, vandalism) accounted for a loss of over \$15 million.
- Losses reported in 1982 for forgery/counterfeiting, fraud, and embezzlement exceed the 1981 amount by 42 percent.

TABLE 5 - PART I (Index) AND II OFFENSES INVOLVING
PROPERTY LOSS - 1982

CATEGORY	STOLEN OR LOSS VALUE	PERCENT DISTRIBUTION
Part I (Index)		
Robbery	\$ 2,713,295	2.3%
Burglary	38,740,867	33.2%
Larceny	30,563,039	26.2%
Motor Vehicle Theft	23,581,252	20.2%
Arson	10,275,040	8.8%
Total	\$105,873,493	90.8%
Part II		
Forgery/Counterfeiting	\$ 873,443	0.7%
Fraud	3,823,249	3.3%
Embezzlement	1,192,247	1.0%
Vandalism	4,779,649	4.1%
All Other	29,912	0.03%
Total	\$ 10,698,500	9.2%
GRAND TOTAL	\$116,571,993	100.0%

ARRESTS STATEWIDE - HIGHLIGHTS (TABLES 6, 7, 8)

- 123,342 arrests were made in 1982--down 1.8 percent from 1981.
- Arrests for Index crimes accounted for 32.6 percent of the total arrests; Part II arrests accounted for the remaining 67.4 percent.
- In 1982, 30,355 juveniles were arrested. This represents a 5.3 percent decrease from 1981. Juveniles (persons under 18 years of age) accounted for 35.0 percent of arrests for Part I crimes and 24.6 percent of total arrests. Juveniles were most often arrested for larceny/theft, liquor laws, runaway, burglary, vandalism, and curfew.
- 92,988 adults were arrested in 1982--a slight decrease from 1981. Adults accounted for 65.0 percent of arrests for Part I crimes and 75.4 percent of total arrests. Adults were most often arrested for DUII, larceny/theft, liquor laws, drug abuse, and assault.
- 98,667 arrests were males, representing 80.0 percent of the total.
- Male arrests were down 2.5 percent.
- 24,676 females were arrested representing 20.0 percent of the total.
- Female arrests were up 1.2 percent from 1981.

TABLE 6 - NUMBER OF ARRESTS STATEWIDE - 1982

TOTAL ARRESTS	ADULT ARRESTS	JUVE-NILE ARRESTS	OFFENSE	10 and Under	11 to 12	13 to 14	15	16	17	18	19	20	21	22	23	24	25 to 29	30 to 34	35 to 39	40 to 44	45 to 49	50 to 54	55 to 59	60 to 64	65 and Over
120	110	10	MURDER			1		4	5	5	6	5	5	7	4	3	29	19	8	8	2	3	1	3	2
323	270	58	FORCIBLE RAPE	4	3	21	14	7	9	6	17	16	14	15	12	16	54	38	27	24	16	7	2	1	5
1174	895	279	ROBBERY		15	50	47	93	74	83	78	80	75	55	49	40	187	123	64	38	8	9	4		2
6470	5767	703	AGGRAV. ASSAULT	6	77	180	119	155	166	190	220	251	278	313	286	286	1326	959	673	368	222	177	110	46	62
6096	3033	3063	BURGLARY	79	408	754	588	642	592	566	398	346	251	220	161	123	494	246	113	52	28	18	19		7
24084	15095	8989	LARCENY	382	1402	2453	1498	1592	1662	1628	1305	957	863	770	649	609	2513	1775	1157	722	517	465	424	303	438
1651	844	807	M.V. THEFT	3	32	187	181	220	184	134	93	83	85	72	42	24	145	69	48	24	6	6	6	5	2
345	156	189	ARSON	33	43	55	31	12	15	13	8	1	11	5	7	8	20	29	18	11	9	11	3		2
40268	26170	14098	PART I TOTAL	507	1980	3701	2478	2725	2707	2625	2125	1739	1582	1457	1210	1109	4768	3258	2108	1247	808	696	560	358	520
4916	4159	757	OTHER ASSAULT	14	92	178	143	166	164	184	175	186	220	216	207	210	901	668	448	257	206	115	79	43	44
1039	812	227	FORG/COUNTERFEIT	1	5	40	39	59	83	66	75	86	56	58	37	39	153	123	57	28	16	7	7	1	3
1536	1442	94	FRAUD	1	2	15	9	18	49	68	60	78	63	76	57	63	276	245	185	109	54	43	19	23	23
2	2		EMBEZZLEMENT															1			1				
563	358	205	STOLEN PROPERTY	1	13	57	35	50	49	51	32	37	33	24	16	24	57	41	23	8	6	5		1	
4396	2484	1912	VANDALISM	159	381	474	283	318	297	267	238	210	191	154	141	118	441	314	175	86	47	43	21	10	18
1283	1090	193	WEAPONS	1	13	45	32	39	63	67	66	62	53	49	48	54	200	187	117	78	40	31	13	12	13
1424	1361	63	PROSTITUTION			5	10	23	25	147	144	133	161	113	95	75	210	104	79	48	20	18	7	4	3
1334	1116	218	SEX OFFENSE	2	26	56	56	42	36	34	39	66	44	34	55	30	186	193	131	108	64	44	35	24	29
7799	6831	968	DRUG ABUSE	1	19	139	148	287	374	617	541	540	532	499	445	382	1521	996	423	178	82	41	15	8	12
75	73	2	GAMBLING				1	1			1						8	11	7	6	14	11	5	6	4
217	200	17	FAMILY OFFENSE		2	3	7	1	4	4	3	4	3	12	6	11	58	39	28	14	7	2	5	4	
27365	26909	456	DUII			4	9	115	328	616	770	899	1245	1188	1126	1067	5110	4191	2940	2328	1644	1382	1058	714	631
12958	9291	3667	LIQUOR LAWS	2	26	292	472	1132	1743	2322	2026	1430	397	288	167	134	570	489	358	283	268	231	127	118	83
3238	2792	446	DISORDERLY CONDUCT	3	33	116	68	97	129	175	169	158	226	194	185	165	595	377	214	114	53	51	46	33	37
22	21	1	MANSLAUGHTER					1			2	1		3	1	1	6	2		2	1				2
9474	7877	1597	ALL OTHER	40	187	341	250	368	411	560	550	481	491	464	407	342	1507	1134	681	450	305	197	132	78	98
1970		1970	CURFEW	4	110	499	413	495	449																
3464		3464	RUNAWAY	16	327	1264	841	681	335																
83075	66818	16257	PART II TOTAL	245	1236	3528	2815	3893	4540	5177	4891	4371	3715	3372	3003	2715	11799	9115	5866	4097	2828	2221	1569	1079	1000
123343	92988	30355	TOTAL ARRESTS	752	3216	7229	5293	6618	7247	7802	7016	6110	5297	4829	4213	3824	16567	12373	7974	5344	3636	2917	2129	1437	1520

TABLE 7 - NUMBER OF MALES ARRESTED STATEWIDE - 1982

TOTAL ARRESTS	ADULT ARRESTS	JUVE-NILE ARRESTS	OFFENSE	10 and Under	11 to 12	13 to 14	15	16	17	18	19	20	21	22	23	24	25 to 29	30 to 34	35 to 39	40 to 44	45 to 49	50 to 54	55 to 59	60 to 64	65 and Over
102	97	5	MURDER					2	3	5	5	5	4	6	3	3	26	19	7	6	2	3		2	1
327	269	58	FORCIBLE RAPE	4	3	21	14	7	9	6	17	16	14	15	12	16	53	38	27	24	16	7	2	1	5
1057	811	246	ROBBERY		13	44	41	82	66	75	69	73	68	47	48	36	168	112	60	35	6	8	4		2
5672	5139	533	AGGRAV. ASSAULT	5	64	131	78	112	143	157	185	216	235	279	251	246	1202	868	600	331	202	159	105	44	59
5684	2867	2817	BURGLARY	65	365	682	546	607	552	542	380	325	240	211	158	115	461	223	106	49	25	17	8		7
17290	10786	6504	LARCENY	313	1005	1657	1083	1179	1267	1282	1019	739	638	579	486	426	1788	1204	793	481	341	288	262	171	289
1452	764	688	M.V. THEFT	3	28	141	157	188	171	126	86	78	69	62	41	23	134	65	36	21	5	6	5	5	2
295	130	165	ARSON	31	38	46	27	11	12	12	5	1	11	2	7	7	19	17	16	10	8	11	3		1
31879	20863	11016	PART I TOTAL	421	1516	2722	1946	2188	2223	2205	1766	1453	1279	1201	1006	872	3851	2546	1645	957	605	499	389	223	366
4258	3660	598	OTHER ASSAULT	14	78	130	112	135	129	155	150	159	198	178	183	181	820	586	382	230	183	101	72	41	41
684	533	151	FORG/COUNTERFEIT	1	3	24	19	43	61	48	44	48	38	35	24	29	106	73	41	18	12	7	7	1	2
988	931	57	FRAUD		1	9	5	13	29	46	35	54	33	47	38	38	180	147	117	69	42	36	13	20	16
1	1		EMBEZZLEMENT														1								
468	292	176	STOLEN PROPERTY	1	12	46	31	45	41	45	29	28	28	21	12	17	45	32	20	6	5	3		1	
3961	2238	1723	VANDALISM	144	351	416	251	295	266	246	215	193	182	146	132	106	403	276	152	70	41	35	21	7	13
1165	997	168	WEAPONS	1	10	40	30	32	55	61	59	57	47	47	44	51	183	170	107	69	39	29	12	10	12
374	366	8	PROSTITUTION					4	4	8	11	17	15	16	13	12	70	53	54	45	20	18	7	4	3
1288	1081	207	SEX OFFENSE	1	25	52	52	42	35	34	37	62	41	32	51	30	179	189	127	107	61	43	35	24	29
6587	5799	788	DRUG ABUSE	1	15	104	118	233	317	542	481	453	457	426	388	325	1272	831	348	145	69	32	13	6	11
52	50	2	GAMBLING					1	1		1						2	7	5	3	10	8	4	6	4
122	113	9	FAMILY OFFENSE		1	3	3		2	1			1	7	5	4	25	25	17	13	5	1	5	4	
22952	22571	381	DUII			3	6	90	282	522	654	770	1046	1005	946	868	4271	3511	2423	1905	1366	1179	920	630	555
10752	8112	2640	LIQUOR LAWS	1	20	167	311	783	1358	1966	1707	1240	360	262	153	114	523	446	304	249	251	219	121	115	82
2757	2412	345	DISORDERLY CONDUCT	2	26	80	56	71	110	152	145	148	195	167	161	141	506	327	183	96	45	40	43	31	32
20	19	1	MANSLAUGHTER					1			1	1		3	1	1	5	2		2	1				2
7595	6296	1299	ALL OTHER	34	155	263	199	306	342	463	446	400	415	370	341	283	1209	886	518	327	227	167	105	63	76
1355		1355	CURFEW	3	79	318	278	330	347																
1409		1409	RUNAWAY	12	179	508	287	267	156																
66788	55471	11317	PART II TOTAL	215	955	2163	1758	2691	3535	4289	4015	3630	3056	2762	2492	2200	9799	7562	4798	3354	2377	1918	1378	963	878
98667	76334	22333	TOTAL ARRESTS	636	2471	4885	3704	4879	5758	6494	5781	5083	4335	3963	3498	3072	13650	10108	6443	4311	2982	2417	1767	1186	1244

TABLE 8 - NUMBER OF FEMALES ARRESTED STATEWIDE - 1982

TOTAL ARRESTS	ADULT ARRESTS	JUVE-NILE ARRESTS	OFFENSE	10 and Under	11 to 12	13 to 14	15	16	17	18	19	20	21	22	23	24	25 to 29	30 to 34	35 to 39	40 to 44	45 to 49	50 to 54	55 to 59	60 to 64	65 and Over
18	13	5	MURDER			1		2	2		1		1	1	1		3		1	2			1	1	1
1	1		FORCIBLE RAPE														1								
117	84	33	ROBBERY		2	6	6	11	8	8	9	7	7	8	1	4	19	11	4	3	2	1			
798	628	170	AGGRAV. ASSAULT	1	13	49	41	43	23	33	35	35	43	34	35	40	124	91	73	37	20	18	5	2	3
412	166	246	BURGLARY	14	43	72	42	35	40	24	18	21	11	9	3	8	33	23	7	3	3	1	2		
6794	4309	2485	LARCENY	69	397	796	415	413	395	346	286	218	225	191	163	183	725	571	364	241	176	177	162	132	149
199	80	119	M.V. THEFT		4	46	24	32	13	8	7	5	16	10	1	1	11	4	12	3	1		1		
50	26	24	ARSON	2	5	9	4	1	3	1	3			3		1	1	12	2	1	1				1
8389	5307	3082	PART I TOTAL	86	464	979	532	537	484	420	359	286	303	256	204	237	917	712	463	290	203	197	171	135	154
658	499	159	OTHER ASSAULT		14	48	31	31	35	29	25	27	22	38	24	29	81	82	66	27	23	14	7	2	3
355	279	76	FORG/COUNTERFEIT		2	16	20	16	22	18	31	38	18	23	13	10	47	50	16	10	4				1
548	511	37	FRAUD	1	1	6	4	5	20	22	25	24	30	29	19	25	96	98	68	40	12	7	6	3	7
1	1		EMBEZZLEMENT																		1				
95	66	29	STOLEN PROPERTY		1	11	4	5	8	6	3	9	5	3	4	7	12	9	3	2	1	2			
435	246	189	VANDALISM	15	30	58	32	23	31	21	23	17	9	8	19	12	38	38	23	16	6	8		3	5
118	93	25	WEAPONS		3	5	2	7	8	6	7	5	6	2	4	3	17	17	10	9	1	2	1	2	1
1050	995	55	PROSTITUTION			5	10	19	21	139	133	116	146	97	82	63	140	51	25	3					
46	35	11	SEX OFFENSE	1	1	4	4		1		2	4	3	2	4		7	4	4	1	3	1			
1212	1032	180	DRUG ABUSE		4	35	30	54	57	74	60	87	75	73	57	57	249	165	75	33	13	9	2	2	1
23	23		GAMBLING														6	4	2	3	4	3	1		
95	87	8	FAMILY OFFENSE		1		4	1	2	3	3	4	2	5	1	7	33	14	11	1	2	1			
4413	4338	75	DUII			1	3	25	46	94	116	129	199	183	180	199	839	680	517	423	278	203	138	84	76
2206	1179	1027	LIQUOR LAWS	1	6	125	161	349	385	356	319	190	37	26	14	20	47	43	54	34	17	12	6	3	1
481	380	101	DISORDERLY CONDUCT	1	7	36	12	26	19	23	24	10	31	27	24	24	89	50	31	18	8	11	3	2	5
2	2		MANSLAUGHTER								1						1								
1879	1581	298	ALL OTHER	6	32	78	51	62	69	97	104	81	76	94	66	59	298	248	163	123	78	30	27	15	22
615		615	CURFEW	1	31	181	135	165	102																
2055		2055	RUNAWAY	4	148	756	554	414	179																
16287	11347	4940	PART II TOTAL	30	281	1365	1057	1202	1005	888	876	741	659	610	511	515	2000	1553	1068	743	451	303	191	116	122
24676	16654	8022	TOTAL ARRESTS	116	745	2344	1589	1739	1489	1308	1235	1027	962	866	715	752	2917	2265	1531	1033	654	500	362	251	276

Arrests of Juveniles and Adults for Part I (Index)
and Part II Crimes

1978 - 1982

- Arrests of Juveniles and Adults for Part I (Index) and Part II crimes are shown in Table 9 for the years 1978 through 1982.
- The proportion of juveniles (under 18 years of age) arrested for Total Part I Index and Part II crimes has been declining each year--from 32.2 percent in 1978 to 24.6 percent in 1982. In terms of absolute numbers, there has been a decline in juveniles arrested--36,683 in 1978 to 30,355, a decrease of 17.5 percent.
- The number of adults arrested for Part I and Part II crimes has increased by 20.2 percent in five years--from 77,357 in 1978 to 92,988 in 1982 (an additional 15,631 arrests).
- Within the category of Part I Index crimes, total arrests have increased 26.2 percent, but the proportion who are juveniles has been declining from approximately 50 percent in 1978 to 35 percent in 1982. The absolute number of adults arrested has increased 60.8 percent (16,296 to 26,170), while the number of juveniles arrested has decreased 9.7 percent (15,605 to 14,098).
- Over the last five years, the number of adults arrested for Part I Violent Crimes has increased from 4,179 to 7,042--an increase of 68.5 percent. Juvenile arrests for Violent Crimes increased from 906 to 1,050, an increase of 15.9 percent. Prior to 1982 the number of juveniles arrested for violent crimes had been decreasing the previous two years.
- The number of adults arrested for Part I Property Crimes the past five years increased from 12,117 to 19,128, an increase of 57.9 percent. Juvenile arrests decreased 11.2 percent (from 14,699 to 13,048).

TABLE 9 - ARRESTS OF JUVENILES AND ADULTS FOR
PART I (INDEX) AND PART II CRIMES

1978 - 1982

	1978	1979	1980	1981	1982
Part I Crimes	31,901	34,392	38,462	39,797	40,268
Total Adult	16,296	18,259	22,337	24,679	26,170
Total Juvenile	15,605	16,134	16,125	15,118	14,098
% Juvenile	48.9%	46.9%	41.9%	38.0%	35.0%

Part I Violent Crimes¹	5,085	5,471	5,982	6,719	8,092
Total Adult	4,179	4,516	5,091	5,836	7,042
Total Juvenile	906	955	891	883	1,050
% Juvenile	17.8%	17.4%	14.9%	13.1%	13.0%

Part I Property Crimes²	26,816	28,921	32,480	33,078	32,176
Total Adult	12,117	13,742	17,246	18,843	19,128
Total Juvenile	14,699	15,179	15,234	14,235	13,048
% Juvenile	54.8%	52.5%	46.9%	43.0%	40.6%

Part II Crimes	82,139	86,037	88,806	85,779	83,075
Total Adult	61,061	65,380	70,009	68,845	66,818
Total Juvenile	21,078	20,657	18,797	16,934	16,257
% Juvenile	25.7%	24.0%	21.2%	19.7%	19.6%

Total Part I & II Crimes	114,040	120,429	127,268	125,576	123,343
Total Adult	77,357	83,638	92,346	93,524	92,988
Total Juvenile	36,683	36,791	34,922	32,052	30,355
% Juvenile	32.2%	30.5%	27.4%	25.5%	24.6%

¹Violent Crimes include Murder, Rape, Robbery and Aggravated Assault.

²Property Crimes include Burglary, Larceny, Motor Vehicle Theft and Arson.

Summary - Juvenile/Adult Arrest Rates (Table 10)

A summary of the 1982 arrest rates (computed per 1,000 juveniles or adults in the general population) is presented by general offense categories in Table 10.

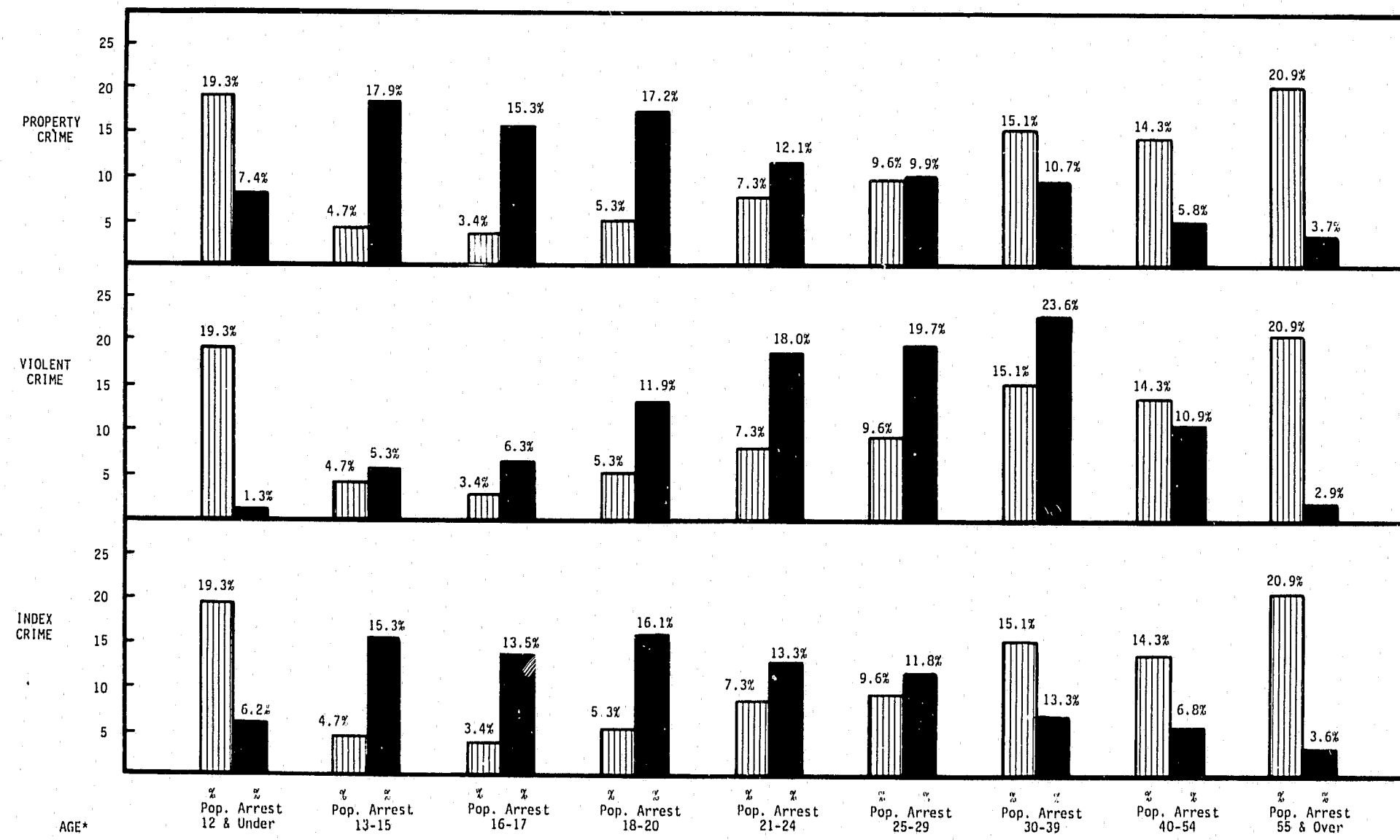
As was observed in 1981, adults were arrested for violent offenses at a rate of over two times that of juveniles. Conversely, the property crime arrest rate for juveniles was approximately twice as high as for adults.

TABLE 10 - ARREST RATES BY OFFENSE CATEGORY
(1982)

OFFENSE CATEGORY	NUMBER OF ARRESTS	
	Per 1,000 Juveniles	Per 1,000 Adults
<u>Crimes Involving Violence</u> (Murder, Forcible Rape, Robbery, Aggravated Assault)	2.5	5.8
<u>Crimes Involving Theft</u> (Burglary, Larceny, Motor Vehicle Theft, Receiving and Buying Stolen Property, Forgery, Fraud, Embezzlement)	18.8	11.1
<u>Crimes Involving Destruction of Property</u> (Arson, Vandalism)	2.9	1.4
<u>Drug and Liquor Violations</u> (Drug Abuse, Liquor Laws)	6.5	8.3
<u>DUII</u>	0.6	13.8
<u>Disorderly Conduct</u>	0.6	1.4
<u>Sex Crimes</u> (Prostitution, Other Sex Offenses)	0.4	1.3
<u>Other Offenses</u> (Weapons, Gambling, Family Offenses, All Other)	2.5	4.8

Figure 4 compares the percentages of arrests for Index crime--further broken down into violent and property crime categories--by age groupings with their respective percentages of population.

- As shown, the age groups from 13 to 20 comprised a disproportionately high 44.9 percent of total Index arrests, yet accounted for only 13.4 percent of the total population.
- 61.3 percent of the individuals arrested for violent crimes were between the ages of 21-39. This age group represents only 32.0 percent of the population. Persons in their twenties accounted for the most disproportionate share of violent crime arrests.
- The ratio of arrests to population for property crime peaked at 16 to 17 years of age (15.3 percent of arrests and 3.4 percent of the population). Of the total arrests for property crime, 50.4 percent were of individuals between the ages of 13 to 20--again representing only 13.4 percent of the population.



*Based on 1980 Census Data

MURDER

- 136 offenses of murder were reported in 1982--up 18.3 percent from 1981.
- Murder accounted for 0.04 percent of all crimes reported and 0.08 percent of Index crime reported in 1982.
- The murder rate (5.1 per 100,000 population) was up from 4.3 in 1981.

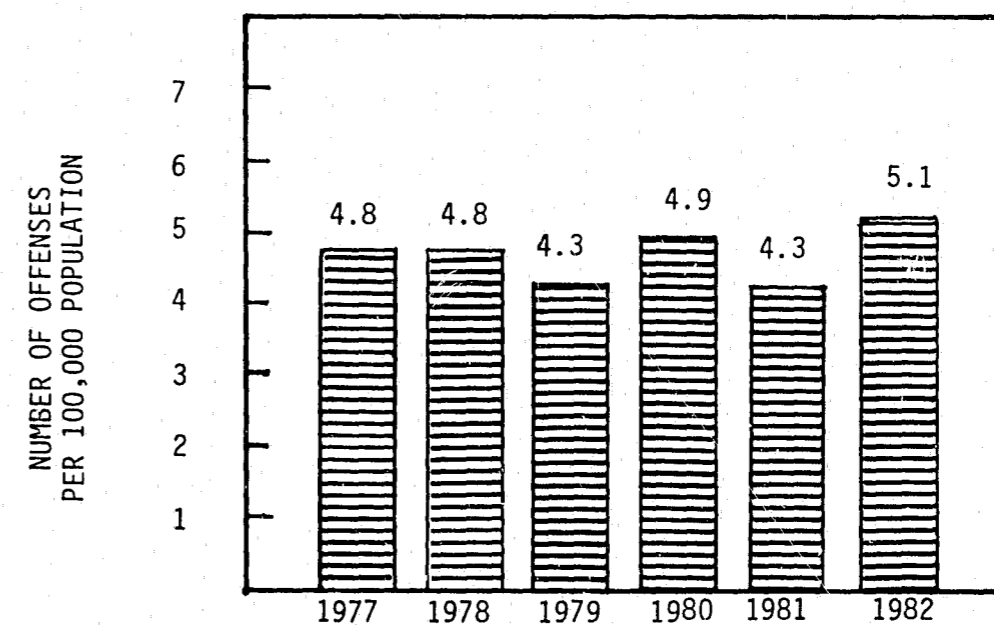


FIGURE 5 - MURDER RATES

Murder--Weapon (Figure 6)

The percentage of murders by type of weapon used is shown in Figure 6.

- Of the 136 murders committed in 1982, all were reported by type of weapon.
- Of these 136 murders, 54.4 percent involved a firearm.
- The percentage of murders involving a handgun increased from 30.8 percent in 1979 to 36.8 percent in 1982.

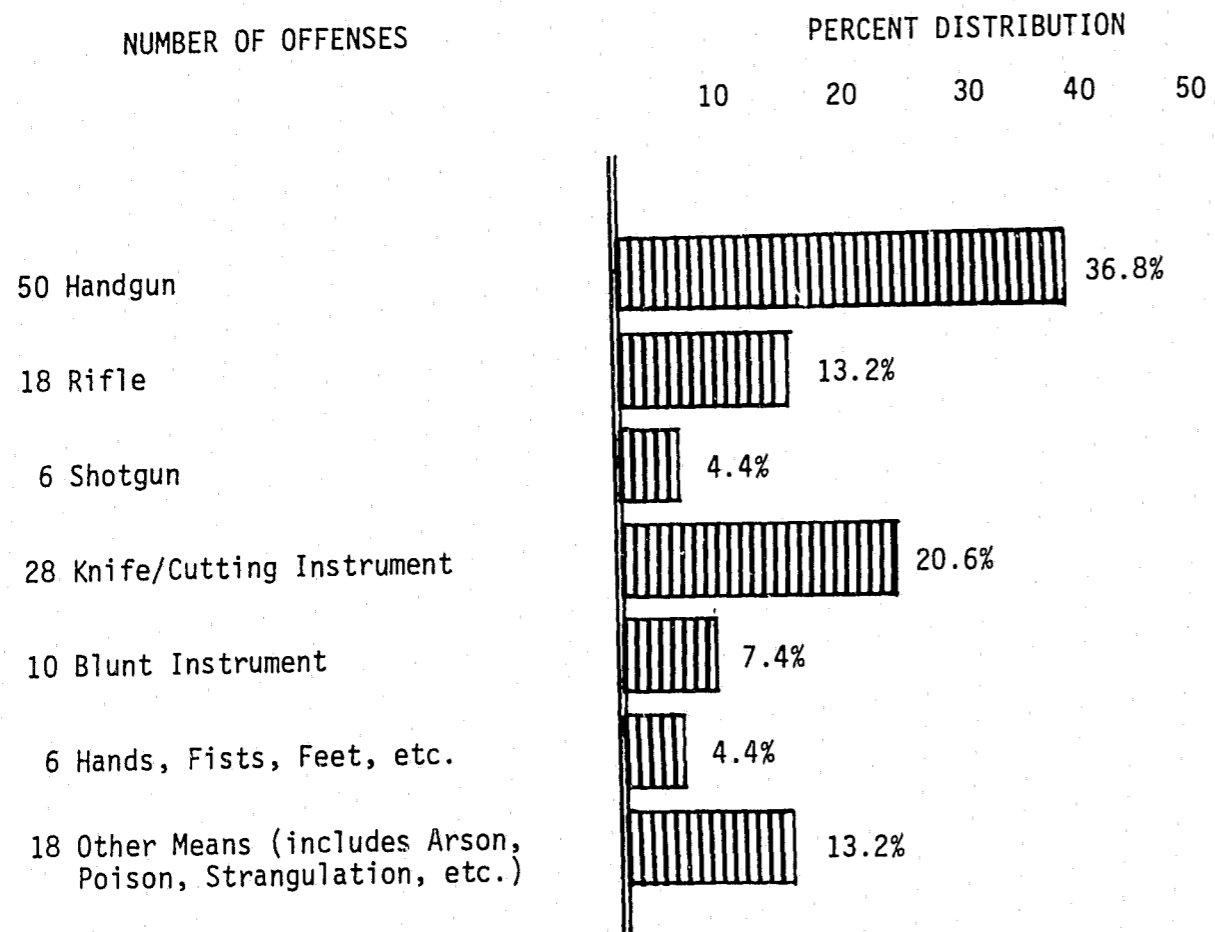


FIGURE 6 - MURDER - TYPE OF WEAPON (1982)

Murder--Victims (Table 11)

The number of murder victims by various age, sex, and race groupings are presented in Table 11.

- 7.4 percent of the victims were under 18; 16.9 percent were 18-24; and 75.7 percent were age 25 and older.
- Male victims accounted for 64.0 percent; females accounted for 36.0 percent.
- 83.1 percent were White; 11.0 percent were Negro; 2.9 percent were Indian; and 2.9 percent were Asian.

TABLE 11 - MURDER VICTIMS - AGE, SEX, RACE (1982)

AGE	NO. OF VICTIMS	PERCENT DISTRIBUTION	SEX		RACE			
			MALE	FEMALE	WHITE	NEGRO	INDIAN	ASIAN
10 & Under	5	3.7%	3	2	4		1	
11-12	1	0.7%		1	1			
13-14								
15	1	0.7%		1	1			
16	1	0.7%	1		1			
17	2	1.5%		2	2			
18	3	2.2%	1	2	3			
19	6	4.4%	4	2	6			
20	1	0.7%	1		1			
21	2	1.5%	2		2			
22	1	0.7%		1	1			
23	3	2.2%	1	2	2			1
24	7	5.1%	7		5	2		
25-29	31	22.8%	18	13	24	4	2	1
30-34	17	12.5%	16	1	11	5	1	
35-39	12	8.8%	7	5	11	1		
40-44	9	6.6%	5	4	7			2
45-49	6	4.4%	4	2	5	1		
50-54	7	5.1%	6	1	6	1		
55-59	5	3.7%	4	1	5			
60-64	6	4.4%	1	5	6			
65 & Over	10	7.4%	6	4	9	1		
Total	136	99.8%	87	49	113	15	4	4

Murder--Circumstances (Figure 7)

The 136 murders are depicted in Figure 7 by the type of circumstance surrounding the incidents.

- 22.1 percent involved family relations (spouse, parent/child, other family).

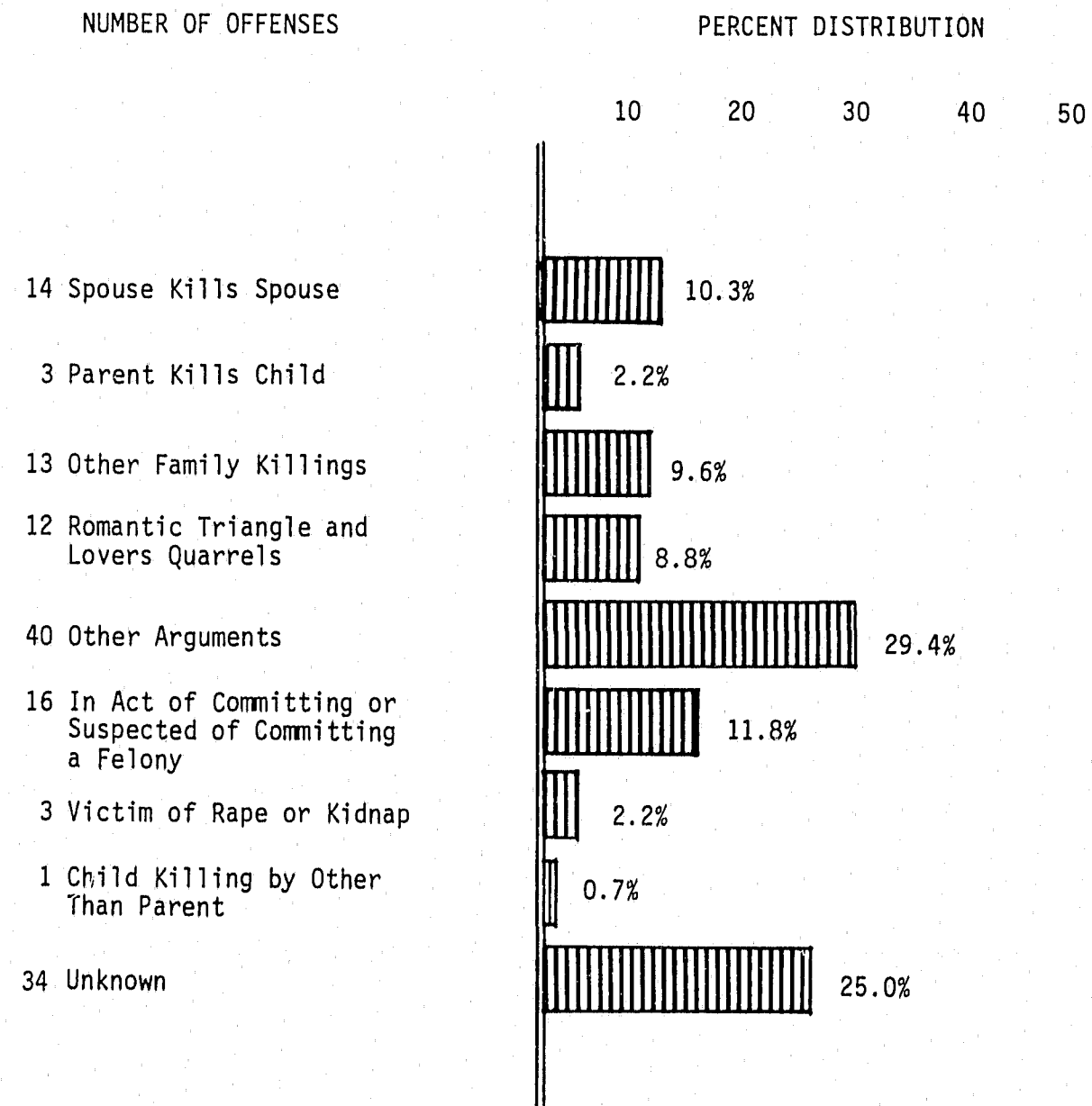


FIGURE 7 - MURDER - KNOWN CIRCUMSTANCES (1982)

FORCIBLE RAPE

- There were 1,050 reported forcible rape offenses in 1982--down 5.5 percent from 1981.
- Forcible rape accounted for 0.3 percent of all crime reported and 0.6 percent of Index crime.
- 39.2 percent of all rape cases were cleared.
- The rate of rape per 100,000 female population was 77.9--down 5.2 percent over 1981.

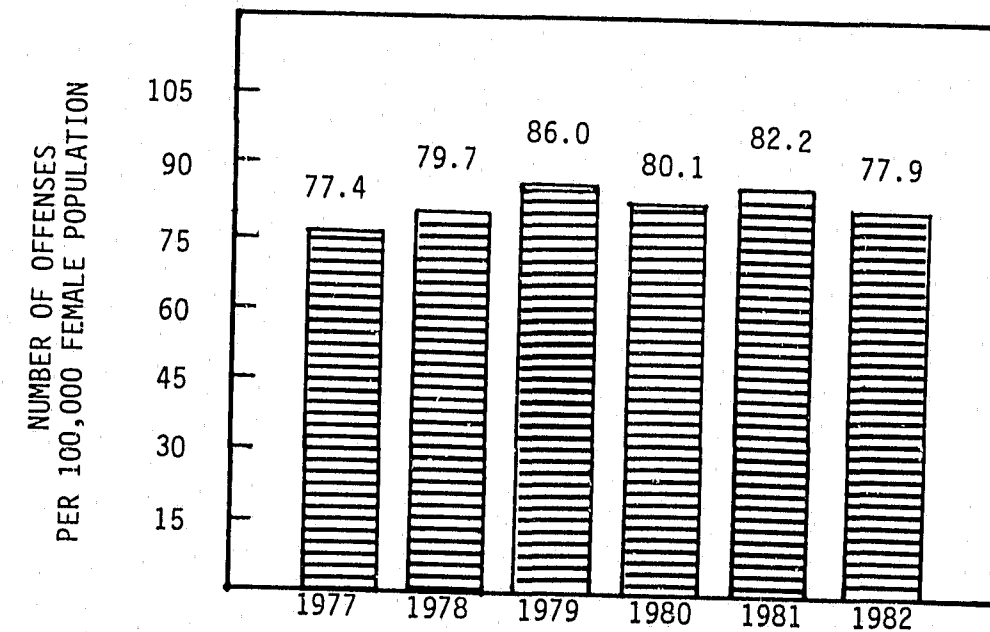


FIGURE 8 - FORCIBLE RAPE RATE

Rape--Type of Offense (Table 12)

- Of the 1,050 rape offenses in 1982, 77.2 percent were by force and 22.8 percent were attempts.
- The total percentage of cases cleared decreased from 43.8 percent in 1981 to 39.2 percent in 1982.

TABLE 12 - FORCIBLE RAPE - OFFENSES, CLEARANCES

TYPE	NUMBER OF OFFENSES 1982	PERCENT DISTRIBUTION	NUMBER OF CLEARANCES	RATE PER 100,000 FEMALE POPULATION	CHANGE 1981-82
Rape by Force	811	77.2%			
Attempted Forcible Rape	239	22.8%			
TOTALS	1,050	100.0%	412	77.9	-5.2%

Rape--Type of Weapon (Table 13)

The 1,050 forcible rape offenses in 1982 are reported by the type of weapon used as shown in Table 13.

- 18.7 percent of the forcible rape offenses involved the use of or threat to use a dangerous weapon.
- 81.3 percent involved physical violence by use of hands or fists.

TABLE 13 - FORCIBLE RAPE - TYPE OF WEAPON (1982)

WEAPON	NUMBER OF OFFENSES	PERCENT DISTRIBUTION
Firearm	47	4.5%
Knife	126	12.0%
Other Dangerous Weapons	23	2.2%
Hands, Fists, Feet, etc.	854	81.3%
Type of Force not Reported	--	
TOTAL	1,050	100.0%

ROBBERY

- There were 4,422 reported robbery offenses in 1982--down 7.4 percent from 1981.
- Robbery accounted for 1.3 percent of all crime reported and 2.5 percent of Index crime.
- 24.9 percent of all cases were cleared in 1982.
- The rate per 100,000 population was 166.5 in 1982 - down 7.2 percent from 1981, but 36.4 percent higher than the rate in 1977.

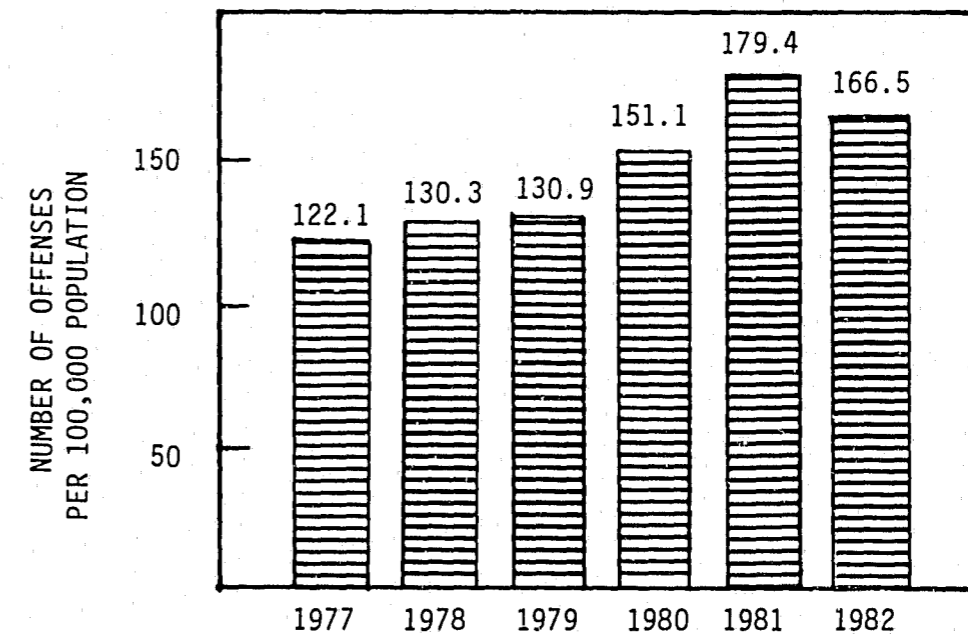


FIGURE 9 - ROBBERY RATES

Robbery - Location (Table 14)

In 1981 the robbery category of "chain store" was changed nationally and in OUCR to "convenience store." In Oregon, convenience stores are typified by 7-11 and Circle K, etc.

- The largest percentage of reported robberies in 1982 occurred in the highway category (streets, alley, etc.)
- Robberies decreased in four of the seven location categories--highway (street), commercial business, service station, and all other locations. The most notable decrease occurred in the service stations category, -34.8 percent, but banks had an increase of 28.4 percent.
- The mean value of property stolen per robbery incident was \$570. Robberies of residences and banks showed the highest mean value; \$1,865 and \$1,536, respectively.

TABLE 14 - ROBBERY - LOCATION

LOCATION OF OFFENSES	NO. OF OFFENSES		PERCENT CHANGE 1981-82	1982 PERCENT DISTRIBUTION	TOTAL VALUE OF PROPERTY STOLEN	MEAN VALUE LOSS PER OFFENSE
	1981	1982				
Highway, (street alley, etc.)	1,253	1,233	-1.6%	27.9%	\$ 300,711	\$ 244
Commercial Business	1,051	935	-11.0%	21.1%	532,188	569
Service Station	250	163	-34.8%	3.7%	61,324	376
Convenience Store (7-11, etc.)	354	365	+3.1%	8.3%	35,588	98
Residence	524	604	+15.3%	13.7%	1,126,174	1,865
Bank	134	172	+28.4%	3.9%	264,128	1,536
All Other Locations	1,207	950	-21.3%	21.5%	200,304	211
TOTALS	4,773	4,422	-7.4%	100.1%	\$2,520,417	\$ 570

Robbery--Type of Weapon (Table 15)

- 46.4 percent of reported robberies involved did not involve use of a weapon, but were strong-arm robberies (hands, fists, feet, etc.)
- 36.1 percent involved use of firearms, virtually the same percent as in 1981.
- 24.9 percent of the cases in 1982 were cleared by police compared to 25.1 percent cleared in 1981.

TABLE 15 - ROBBERY - TYPE OF WEAPON (1982)

WEAPON	NUMBER OF OFFENSES	PERCENT DISTRIBUTION
Firearms	1,596	36.1%
Knife or Cutting Instrument	531	12.0%
Other Dangerous Weapons (club, explosives, etc.)	245	5.5%
Strong Arm (hands, feet, fists, etc.)	2,050	46.4%
TOTALS	4,422	100.0%

AGGRAVATED ASSAULT

- There were 6,881 offenses of aggravated assault reported in 1982--up 3.7 percent from 1981.
- Part of the change in the aggravated assault rate from 1979 forward is due to a change in classification of some minor assaults to "Other Assaults" category (a Part II offense).
- Aggravated assault accounted for 2.0 percent of all crime reported and 3.9 percent of Index crime.
- The rate per 100,000 population was 259.1--up 3.8 percent from 1981.

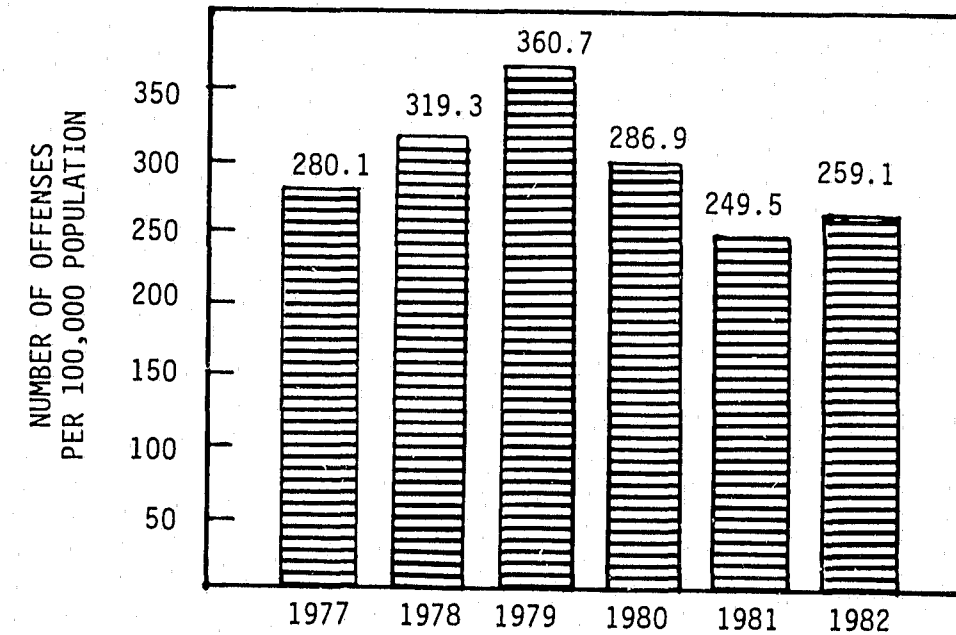


FIGURE 10 - AGGRAVATED ASSAULT RATES

Aggravated Assault--Type of Weapon Used (Table 16)

- 35.5 percent of the aggravated assault offenses were committed by strong arm only.
- The categories of knife or cutting instrument, other dangerous weapons, and strong arm showed increases of 5.2, 5.0, and 5.2 percent respectively over 1981.

TABLE 16 - AGGRAVATED ASSAULT - TYPE OF WEAPON

WEAPON	1981	1982	CHANGE	1982 PERCENT DISTRIBUTION
Firearm	1,408	1,384	-1.7%	20.1%
Knife or Cutting Instrument	1,168	1,229	+5.2%	17.9%
Other Dangerous Weapons (clubs, blunt instruments, etc.)	1,737	1,823	+5.0%	26.5%
Strong Arm (hands, feet, fists, etc.)	2,324	2,445	+5.2%	35.5%
TOTALS	6,637	6,881	+3.7%	100.0%

BURGLARY

- 47,109 burglary offenses were reported in 1982--down 9.9 percent from 1981.
- Burglary accounted for 13.7 percent of all reported crime and 27.0 percent of Index crime.
- Residential burglary represented 66.0 percent of total; nonresidential represented 34.0 percent.
- Residential burglaries decreased by 11.7 percent; nonresidential offenses were down 6.2 percent.
- The total value of property stolen was nearly \$39 million with a mean value per offense of \$822.
- About one-third of all burglaries occurred without the use of force; i.e., through an unlocked door or window. This proportion was the same the previous year.

TABLE 17 - BURGLARY - TYPE OF OFFENSE

CLASSIFICATION	NUMBER OF OFFENSES		CHANGE	1982 PERCENT DISTRIBUTION	TOTAL VALUE OF PROPERTY STOLEN	MEAN VALUE PER OFFENSE
	1981	1982				
Residential	(35,197)	(31,078)	-11.7%	(66.0%)	(\$28,535,464)	\$918
Night (6 pm-6am)	10,418	10,386	-0.3%	22.0%		
Day (6 am-6pm)	12,002	13,447	+12.0%	28.5%		
Unknown	12,777	7,245	-43.3%	15.4%		
Non-residential	(17,093)	(16,031)	-6.2%	(34.0%)	(\$10,205,221)	\$637
Night (6 pm-6am)	8,872	8,457	-4.7%	18.0%		
Day (6 am-6pm)	1,299	3,349	+157.8%	7.1%		
Unknown	6,922	4,225	-39.0%	9.0%		
TOTAL	52,290	47,109	-9.9%	100.0%	\$38,740,867	\$822
Forcible Entry	31,008	27,664	-10.8%	58.7%		
Unlawful Entry (no force used)	17,099	15,356	-10.2%	32.6%		
Attempted Forcible Entry	4,183	4,089	-2.2%	8.7%		

Residential Burglary

- The residential burglary rate was approximately 31.3 per 1,000 household units.*
- The residential burglary rate, based on 100,000 population, was 1,170.0; this rate is 11.6 percent below the 1981 rate per 100,000 population.

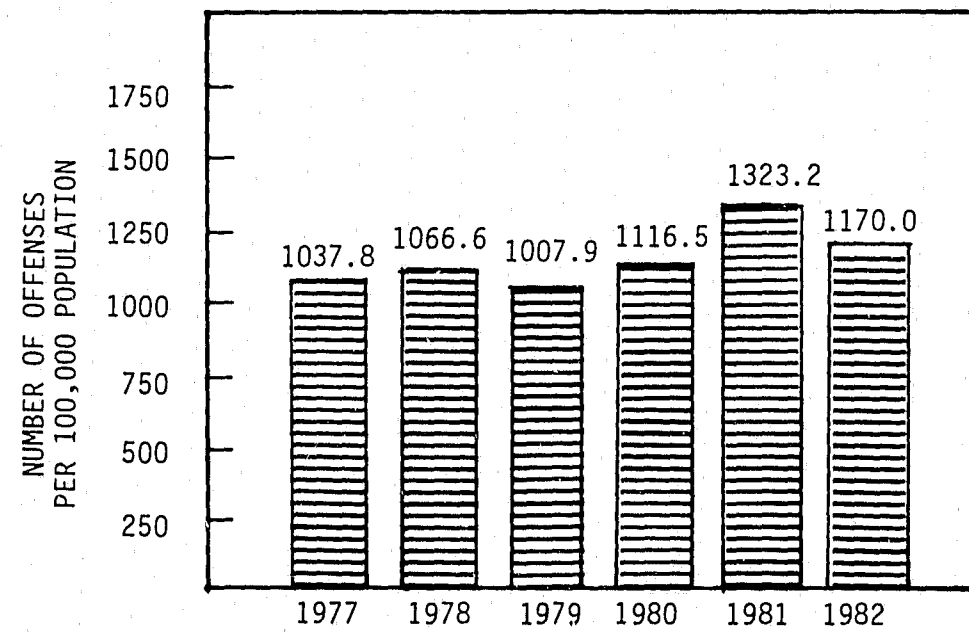


FIGURE 11 - RESIDENTIAL BURGLARY RATES

*The rate per household unit uses information from the 1980 Census. Since comparable figures on residential units are not available for the years 1975-79, comparison with previous years was done on the basis of offenses per 100,000 population.

Nonresidential Burglary

- The nonresidential burglary rate, based on 100,000 population, was 603.5--6.1 percent below the comparable 1981 rate.

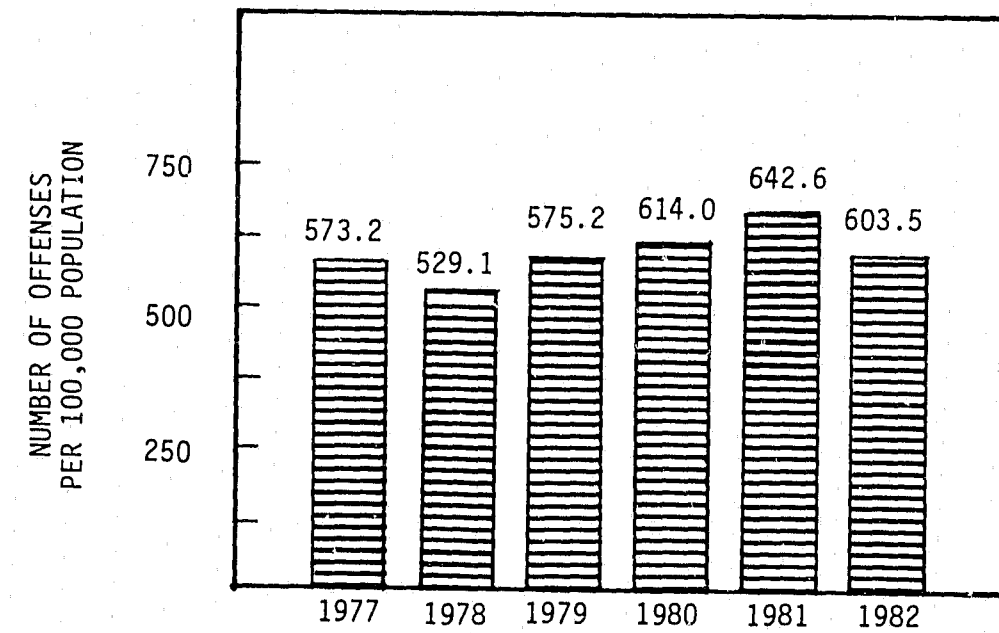


FIGURE 12 - NONRESIDENTIAL BURGLARY RATES

LARCENY

- 105,468 offenses of larceny were reported by the police in 1982--down 6.2 percent from 1981.
- Larceny accounted for 30.6 percent of all reported crime and 60.4 percent of Index crime.
- Theft of articles from motor vehicles represents the highest percentage of larcenies followed by theft of articles from buildings, "All Other" thefts, shoplifting, theft of motor vehicle parts, and bicycle theft.
- Over \$30 million in property was reported stolen for larceny offenses with an average value of \$292.

TABLE 18 - LARCENY - TYPE OF OFFENSE

CLASSIFICATION	NUMBER OF OFFENSES		CHANGE	PERCENT DISTRIBUTION 1982	TOTAL VALUE OF PROPERTY STOLEN	MEAN VALUE PER OFFENSE
	1981	1982				
Pocket Picking	554	527	-4.9%	0.5%	\$ 106,851	\$203
Purse Snatching	854	738	-13.6%	0.7%	192,878	261
Shoplifting	14,705	16,136	+9.7%	15.3%	770,614	48
Theft of Articles from Motor Vehicles	28,108	26,472	-5.8%	25.1%	7,766,712	293
Motor Vehicle Parts and Accessories	14,704	12,867	-12.5%	12.2%	2,855,210	222
Bicycles	12,551	11,285	-10.1%	10.7%	1,815,947	161
Theft of Articles from Buildings	18,963	18,984	+0.1%	18.0%	8,040,792	424
Theft from Coin-Operated Machines	595	632	+6.2%	0.6%	46,499	74
All Other	21,413	17,827	-16.7%	16.9%	9,160,414	514
TOTALS	112,447	105,468	-6.2%	100.0%	\$30,755,917	\$292

SHOPLIFTING

- The rate of reported shoplifting was 1,061 per 1,000 retail business units* in 1982--up 13.5 percent over 1981.
- The rate of shoplifting per 100,000 population was 607.5 in 1982.
- Shoplifting accounted for 15.3 percent of the larcenies reported and 4.7 percent of all crimes.

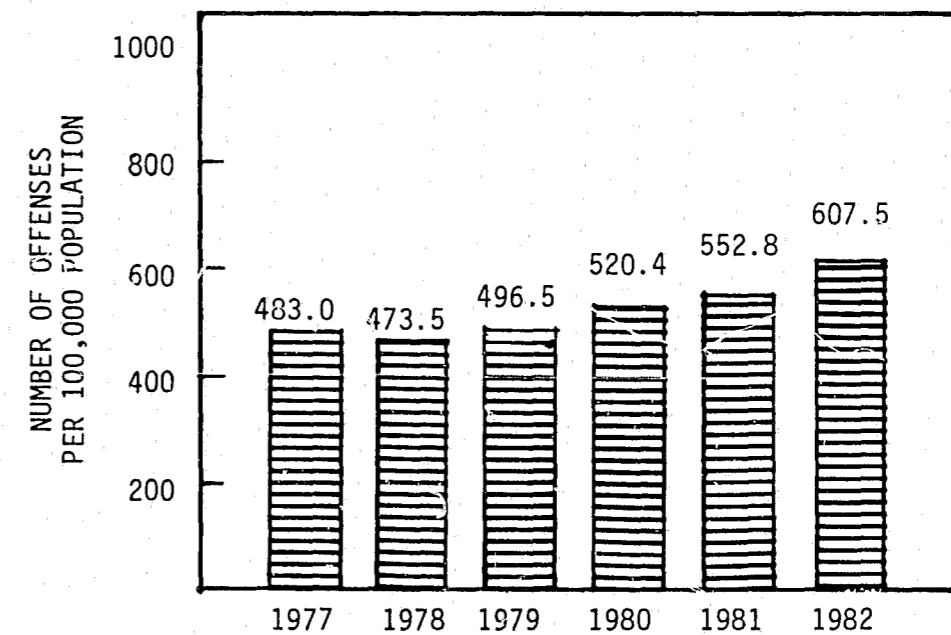


FIGURE 13 - SHOPLIFTING RATES

*The rate per retail business unit is based upon information from the report Oregon Covered Employment and Payroll by Industry and County, produced by the Employment Division of the Department of Human Resources.

THEFT OF ARTICLES FROM MOTOR VEHICLES

- The rate of theft of articles from motor vehicles was 107.6 per 10,000 registered motor vehicles in 1982--down 14.2 percent from 1981.
- Theft from motor vehicles accounted for 25.1 percent of larcenies and 7.7 percent of all crimes.

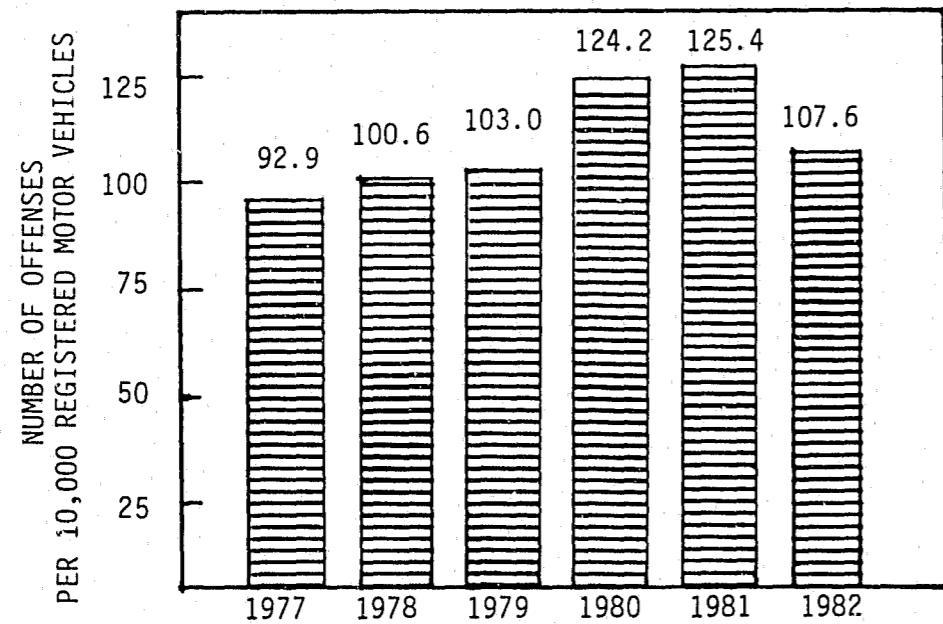


FIGURE 14 - RATES OF THEFT FROM MOTOR VEHICLES

THEFT OF MOTOR VEHICLE PARTS AND ACCESSORIES

- The rate of theft of motor vehicle parts and accessories was 52.3 per 10,000 registered motor vehicles in 1982--down 20.3 percent from 1981.
- This category accounts for 12.2 percent of all larcenies and 3.7 percent of all crimes.

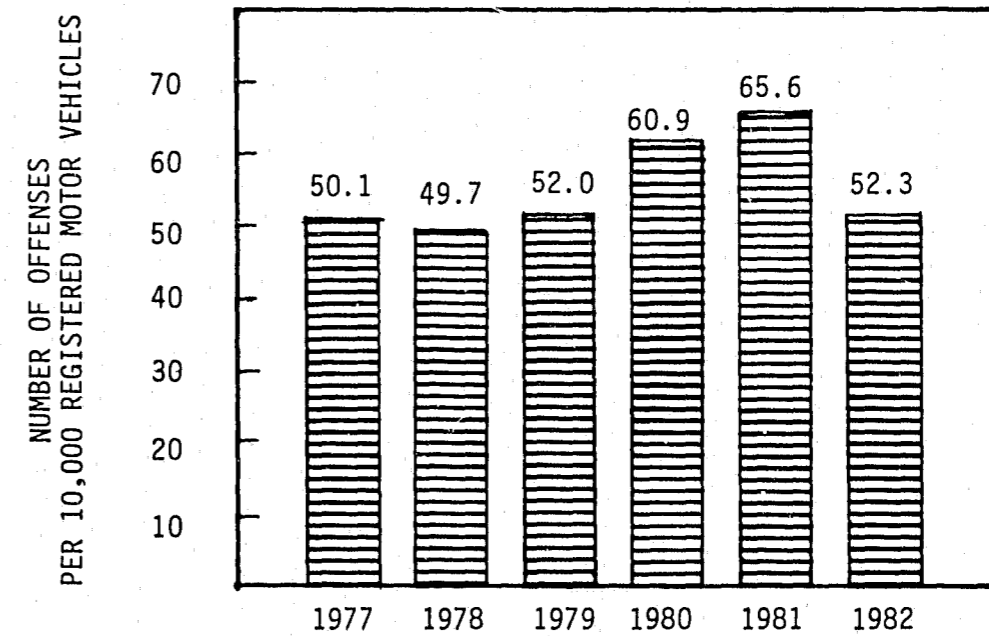


FIGURE 15 - THEFT OF MOTOR VEHICLE PARTS AND ACCESSORIES RATES

THEFT OF BICYCLES

- The rate of bicycle theft was 424.9 per 100,000 population in 1982--down 10.0 percent from 1981.
- This category accounts for 10.7 percent of all larcenies and 3.3 percent of all crimes.

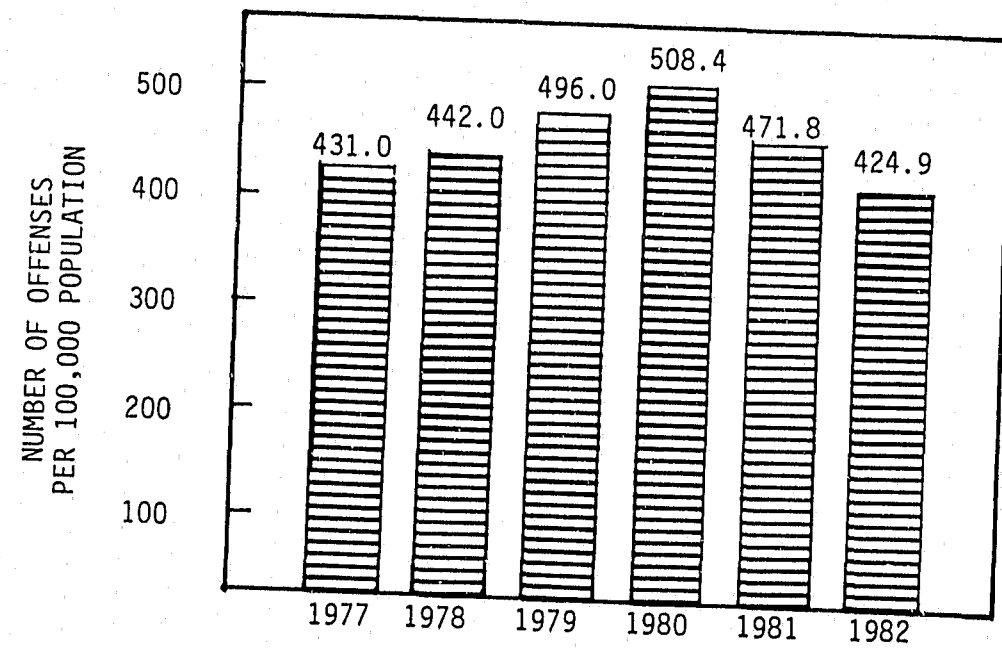


FIGURE 16 - THEFT OF BICYCLES RATES

THEFT OF ARTICLES FROM BUILDINGS

- The rate per 100,000 population was 714.7--up 0.3 percent from 1981.
- This category represents 18.0 percent of all larcenies and 5.5 percent of all crimes.

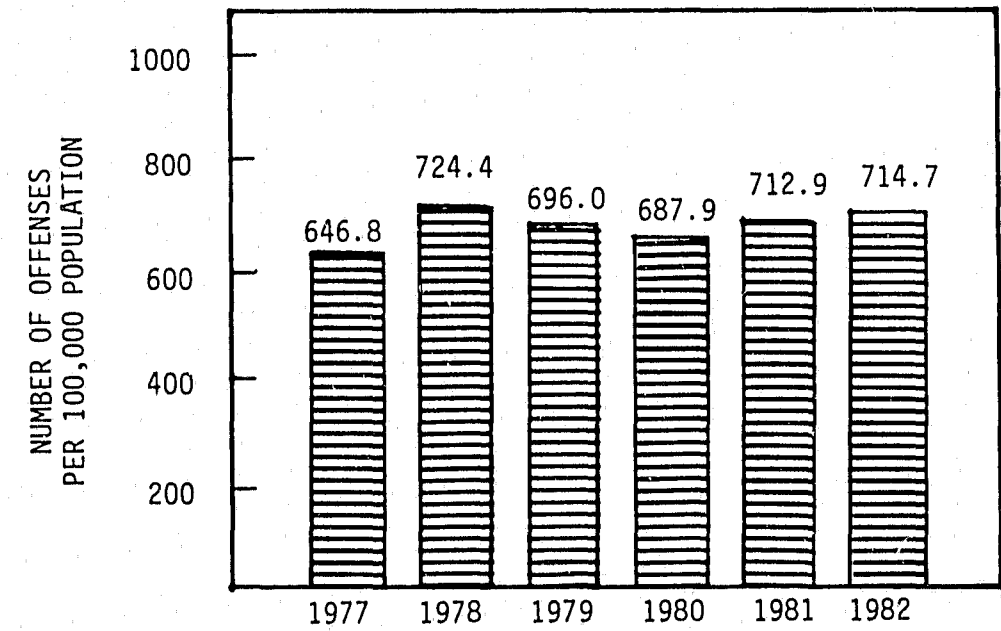


FIGURE 17 - THEFT FROM BUILDINGS RATES

MOTOR VEHICLE THEFT

- 7,922 offenses of motor vehicle theft were reported in 1982.
- The rate per 10,000 registered motor vehicles was 32.2--down 19.9 percent from 1981.
- Motor vehicle theft accounted for 2.3 percent of all crimes and 4.5 percent of Index crime.

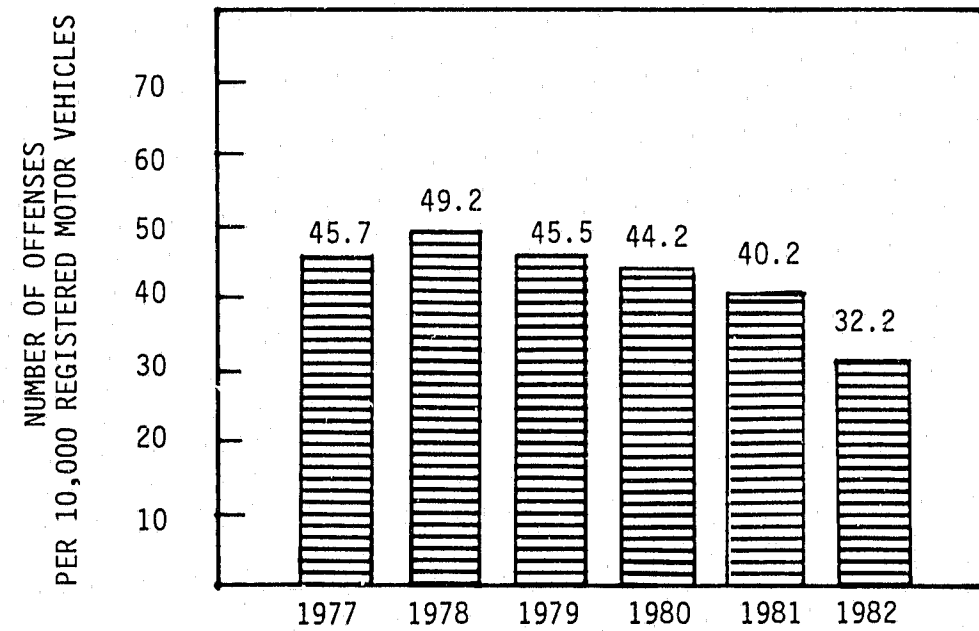


FIGURE 18 - MOTOR VEHICLE THEFT RATES

Motor Vehicle Theft--Rates By Type (Table 19)

The rates (number of offenses per 10,000 registered vehicles) are presented in Table 19 by various groupings of vehicles for the period 1981-1982.

- The rates show that proportionately more trucks, buses, and motor homes, as well as motorcycles are stolen than automobiles--almost six times higher than automobiles.
- The rates for theft of autos decreased 14.8 percent in 1982; theft of motorcycles, trucks, and buses decreased over 7.0 percent.

TABLE 19 - MOTOR VEHICLE THEFT - TYPE STOLEN (1982)

TYPE	Number of Offenses			Rates per 10,000 Registered Vehicles		
	1981	1982	Change in No. of Offenses	1981	1982	Change in Rates 1981-82
Automobile	5,506	4,698	-14.7%	28.3	24.1	-14.8%
Motorcycles	1,546	1,434	-7.2%	171.3	158.9	-7.2%
Trucks, Buses and Motor Homes	1,798	1,671	-7.1%	186.9	173.7	-7.1%
Snowmobiles	8	16	+100.0%	10.1	20.1	+99.0%
All Others	159	103	-35.2%	5.0	3.2	-36.0%

ARSON

- 1,543 offenses of arson were reported in 1982.
- The rate per 100,000 population was 58.1--down 3.0 percent from 1981.
- Arson accounted for 0.4 percent of all crimes and 0.9 percent of Index crime.
- The value of property destroyed was nearly \$10 million.

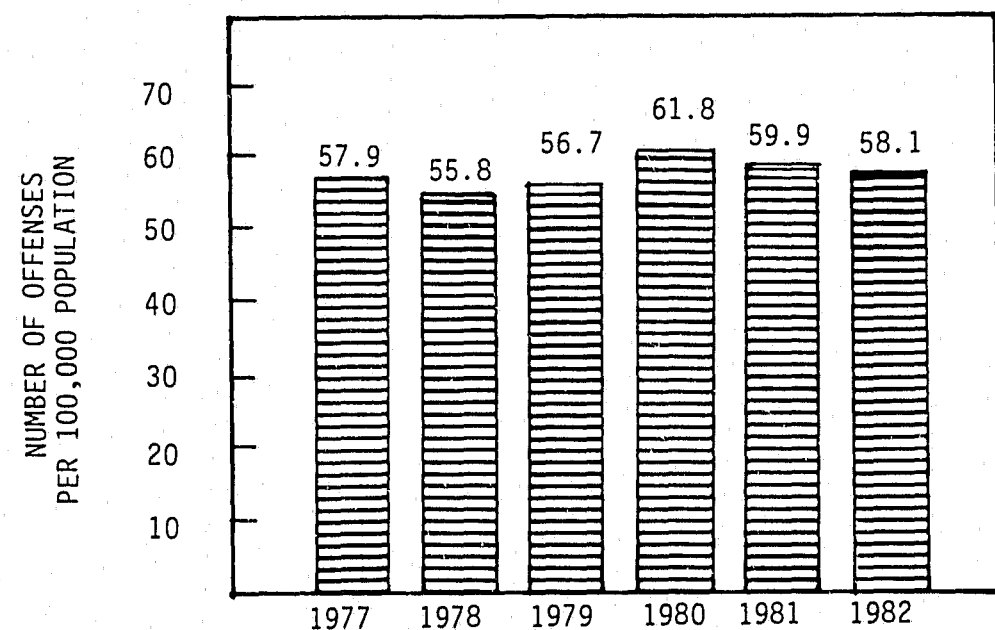


FIGURE 19 - ARSON RATES

Arson Offenses by Target (Table 20)

- In 1982, 61.4 percent of the reported arson offenses involved a structure of some kind--the majority being single and multi-family residences.
- 13.7 percent involved mobile units--the majority being motor vehicles.
- The remaining 24.9 percent involved such things as crops, timber, and fences.

TABLE 20 - ARSON OFFENSES BY TARGET
(1982)

PROPERTY CLASSIFICATION		Number of Offenses	Percent Distribution	Property Loss Value
S T R U C T U R A L	A. Single Occupancy Residential: Houses, Townhouses, Duplexes, etc.	375	24.3%	\$ 3,833,564
	B. Other Residential: Apartments, Tenements, Flats, Hotels, Motels, Inns, Dormitories, Boarding Houses, etc.	142	9.2%	523,053
	C. Storage: Barns, Garages, Warehouses, etc.	51	3.3%	359,626
	D. Industrial/Manufacturing	17	1.1%	318,526
	E. Other Commercial: Stores, Restaurants, Offices, etc.	149	9.7%	2,846,186
	F. Community/Public: Churches, Jails, Schools, Colleges, Hospitals, etc.	130	8.4%	1,315,205
	G. All Other Structure: Out Buildings, Monuments, Buildings Under Construction	84	5.4%	195,226
TOTAL STRUCTURE		(948)	(61.4%)	\$(9,391,386)
M O B I L E	H. Motor Vehicles: Automobiles, Trucks, Buses, Motorcycles, etc.	190	12.3%	318,526
	I. Other Mobile Property: Trailers, Recreational Vehicles, Airplanes, Boats, etc.	21	1.4%	61,650
TOTAL MOBILE		(211)	(13.7%)	\$ (380,176)
J. TOTAL OTHER Crops, Timber, Fences, Signs, etc.		384	24.9%	\$ 503,478
GRAND TOTAL		1,543	100.0%	\$10,275,040

OTHER ASSAULTS (NOT AGGRAVATED)

- 16,173 offenses of assaults (other than aggravated) were reported in 1982--up 5.7 percent over 1981.
- This category represents 4.7 percent of all crimes reported and 9.3 percent of Part II crime.

FORGERY/COUNTERFEITING

- 4,592 offenses of forgery/counterfeiting were reported in 1982.
- The rate was 172.9 (per 100,000 population)--up 18.0 percent over 1981.
- Forgery/counterfeiting accounted for 1.3 percent of all crimes and 2.7 percent of Part II crime.
- The value of losses reported was \$873,443.

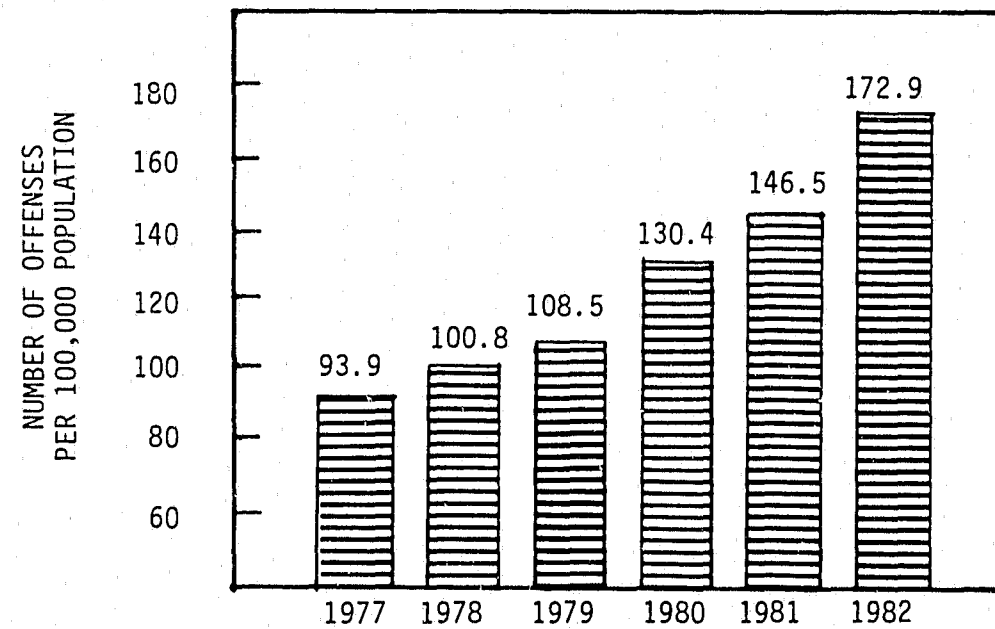


FIGURE 20 - FORGERY/COUNTERFEITING RATES

Forgery/Counterfeiting--Type of Offense (Table 21)

- 70 percent of forgery/counterfeiting offenses involve checks.

TABLE 21 - FORGERY/COUNTERFEITING - TYPE

TYPE	NUMBER OF OFFENSES 1982	PERCENT DISTRIBUTION
Checks	3,213	70.0%
Credit Cards	726	15.8%
Currency	137	3.0%
Securities	20	0.4%
Other	496	10.8%
TOTAL	4,592	100.0%

FRAUD

- 10,092 offenses of fraud were reported in 1982.
- The rate of fraud was 386.1 per 100,000 population--down 13.7 percent from 1981.
- Fraud represents 2.9 percent of all reported crimes and 5.9 percent of Part II crime.
- Total loss value was over \$3.8 million.

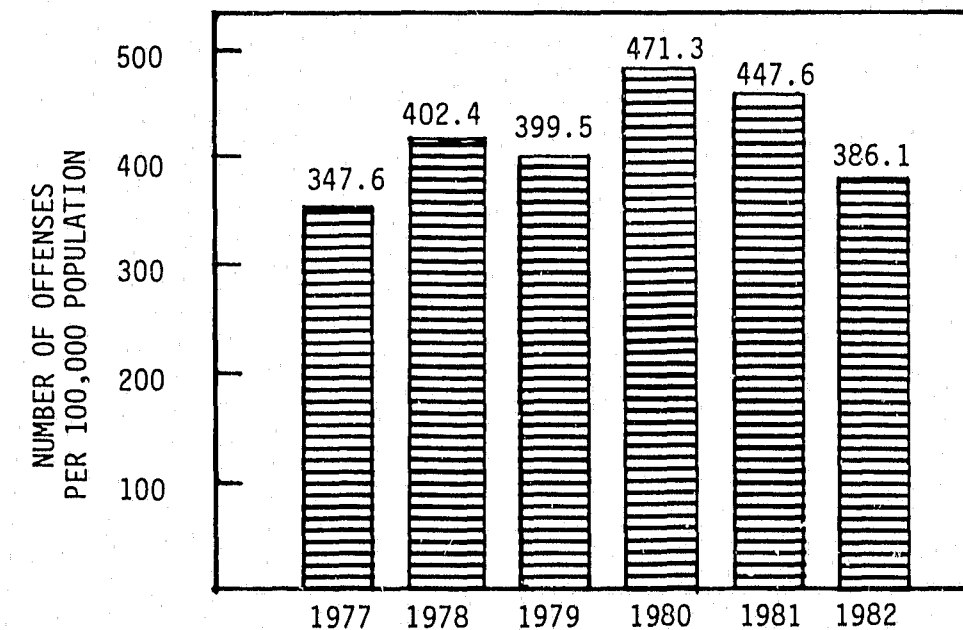


FIGURE 21 - FRAUD RATES

Fraud--Type of Offense (Table 22)

- 56.2 percent of fraud offenses involve bad checks.
- The next highest category involves theft of services (24.0%) which includes obtaining compensable services and intentionally not paying for them.
- The typical "bunco" incident (theft by deception) represented 13.1 percent of the total and averaged a loss of \$1,666.
- Losses due to fraud were approximately \$1 million greater than in 1981.

TABLE 22 - FRAUD OFFENSES - TYPE

TYPE	NUMBER OFFENSES 1982	PERCENT DISTRIBUTION	VALUE OF LOSS OF PROPERTY	MEAN VALUE PER OFFENSE
Checks	5,669	56.2%	\$1,179,332	\$ 208
Credit Cards	457	4.5%	51,778	113
Theft by Deception	1,327	13.1%	2,211,223	1,666
Theft of Services	2,422	24.0%	102,785	42
Other	217	2.2%	278,131	1,282
TOTAL	10,092	100.0%	\$3,823,249	\$ 379

Embezzlement--Type of Offense (Table 23)

- There was nearly the same number of embezzlement offenses reported in 1982 as in 1981.
- Losses from embezzlement were over three times greater in 1982 than in 1981.

TABLE 23 - EMBEZZLEMENT

	No. Offenses 1982	Value of Loss	Mean Value Per Offense
Embezzlement	164	\$1,192,247	\$7,270

STOLEN PROPERTY OFFENSES

The offense category of Stolen Property includes buying, receiving, and possessing as well as all attempts to commit any of these offenses.

- There were 510 offenses of stolen property in 1982.
- The rate for stolen property was 19.2--up 9.0 percent over 1981.
- Stolen property accounts for 0.1 percent of all crime and 0.3 percent of Part II crime.

VANDALISM

- 33,671 offenses of vandalism were reported in 1982.
- The rate was 1,267.6 per 100,000 population--down 10.8 percent from 1981.
- Vandalism accounts for 9.8 percent of all reported crimes and 19.7 percent of Part II crime.

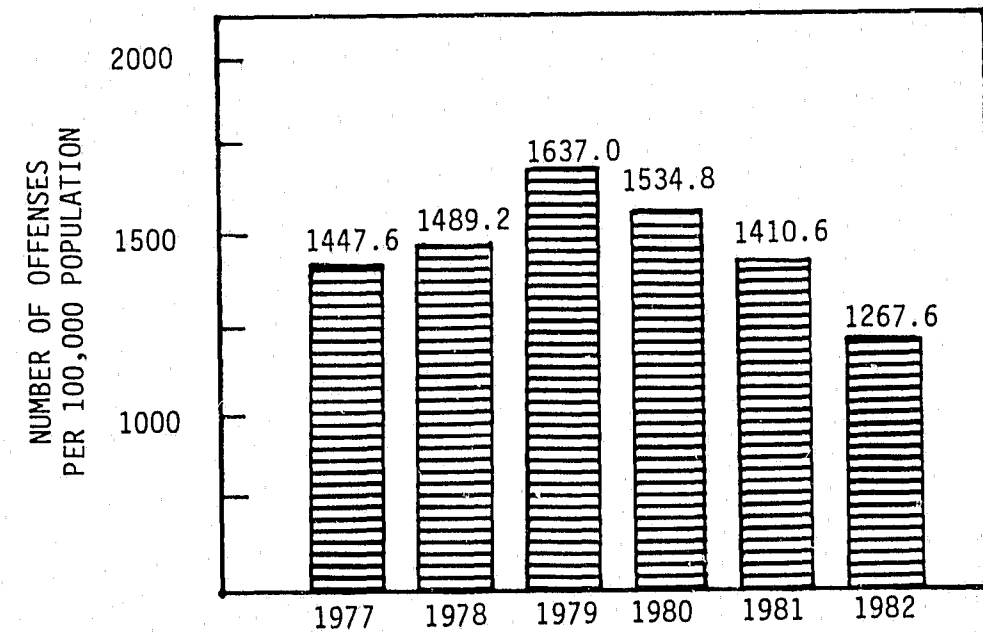


FIGURE 22 - VANDALISM RATES

Vandalism--Type of Property Involved (Table 23)

- 40.5 percent of the vandalism offenses involved damage or destruction to vehicles; 19.4 percent involved residential units; and 17.8 percent were of non-residential buildings.
- Loss value of property was nearly \$4.8 million.

TABLE 24 - OFFENSES BY TYPE OF PROPERTY

TYPE	NUMBER OF OFFENSES 1982	PERCENT DISTRIBUTION
Residences	6,494	19.4%
Non-Residence Buildings and Property	6,007	17.8%
Vehicles	13,651	40.5%
All Other	7,519	22.3%
TOTAL	33,671	100.0%

WEAPONS OFFENSES

This category deals with weapons offenses, regulatory in nature, and includes manufacturing, selling, furnishing, and illegal possession of deadly weapons.

- There were 1,898 weapons offenses in 1982; the rate per 100,000 population was 71.5--down 12.4 percent from 1981.
- Weapons offenses account for 0.5 percent of all crime and 1.1 percent of Part II crime.

PROSTITUTION

In 1982, 1,491 offenses of prostitution were reported; the rate for prostitution per 100,000 population was 56.1--an increase of 29.0 percent over 1981. Prostitution represented 0.9 percent of Part II offenses and 0.4 percent of all offenses reported in 1982.

OTHER SEX OFFENSES

This category includes all other sex offenses (other than forcible rape, prostitution, and commercialized vice) such as incest, indecent exposure, sodomy, and statutory rape.

- 5,297 "other" sex offenses were reported to police in 1982.
- The rate was 199.4 per 100,000 population--up 13.2 percent over 1981.
- Other sex offenses account for 1.5 percent of all reported crimes and 3.1 percent of Part II crime.

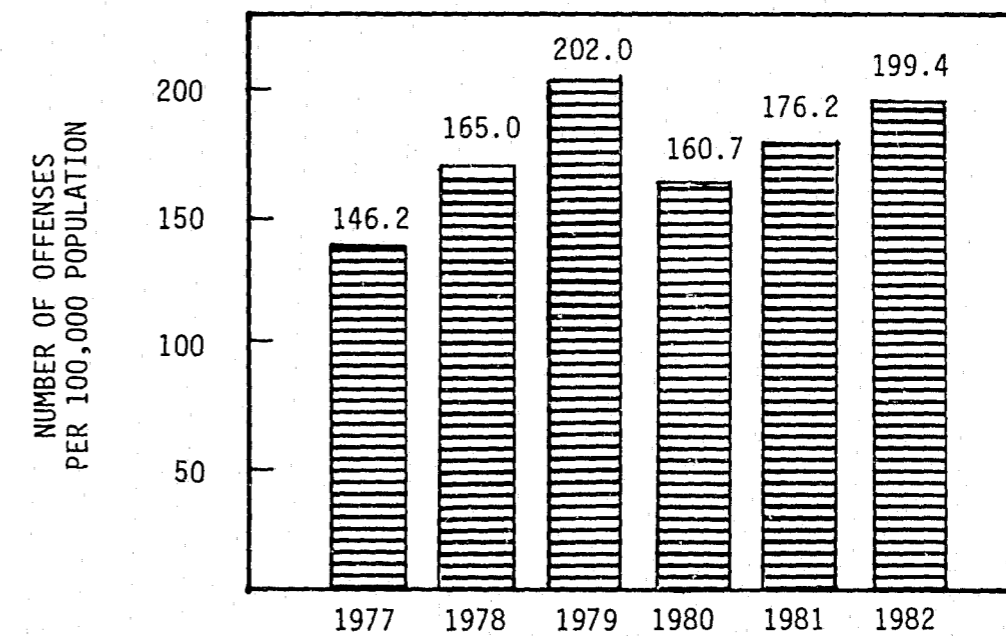


FIGURE 23 - SEX OFFENSE RATES

DRUG ABUSE

Due to the nature of this offense and the fact that an arrest is usually made at the time an offense is reported or discovered, only arrest data is presented in this section.

The rate of arrests for drug abuse (arrest per 100,000 population) in 1982 was 293.7 compared to 314.7 in 1981--a decrease of 6.7 percent (Figure 24).

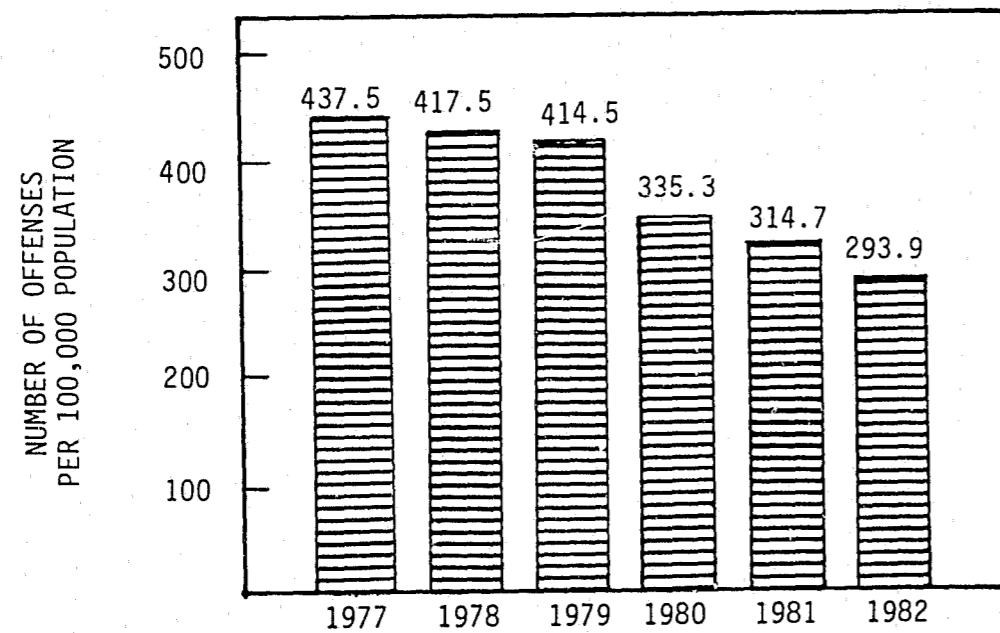


FIGURE 24 - DRUG ABUSE ARREST RATES

Type of Drugs Involved (Table 25)

- 12.4 percent of the arrests were of juveniles; 87.6 percent were of adults.
- 84.4 percent of the arrests were of males; 15.6 percent were of females.
- The majority (81.5 percent) of arrests for drug abuse were for marijuana, with 7.5 percent for hard drugs such as heroin and cocaine.

TABLE 25 - DRUG ABUSE ARRESTS - TYPE OF DRUGS
(1982)

TYPE	TOTAL	PERCENT DISTRIBUTION	JUVENILE		ADULT		TOTAL MALE	TOTAL FEMALE	TOTAL JUV.	TOTAL ADULT
			MALE	FEMALE	MALE	FEMALE				
Narcotics (Opium, Cocaine, Heroin)	585	7.5%	15	8	475	87	490	95	23	562
Marijuana	6,363	81.5%	712	134	4,764	753	5,476	887	846	5,517
Synthetics (Demerol, etc.)	91	1.2%	10	3	60	18	70	21	13	78
Other Drugs (Barbituates, etc.)	763	9.8%	52	35	500	176	552	211	87	676
TOTALS	7,802	100.0%	789	180	5,799	1,034	6,588	1,214	969	6,833
PERCENTAGES			10.1%	2.3%	74.3%	13.3%	84.4%	15.6%	12.4%	87.6%

OFFENSES AGAINST THE FAMILY

- 1,790 offenses against the family were reported in 1982.
- The rate was 67.4 per 100,000 population--up 23.0 percent over 1981, and 64.0 percent above the rate in 1977.
- Family offenses accounted for 0.5 percent of all reported crimes and 1.0 percent of Part II crime.

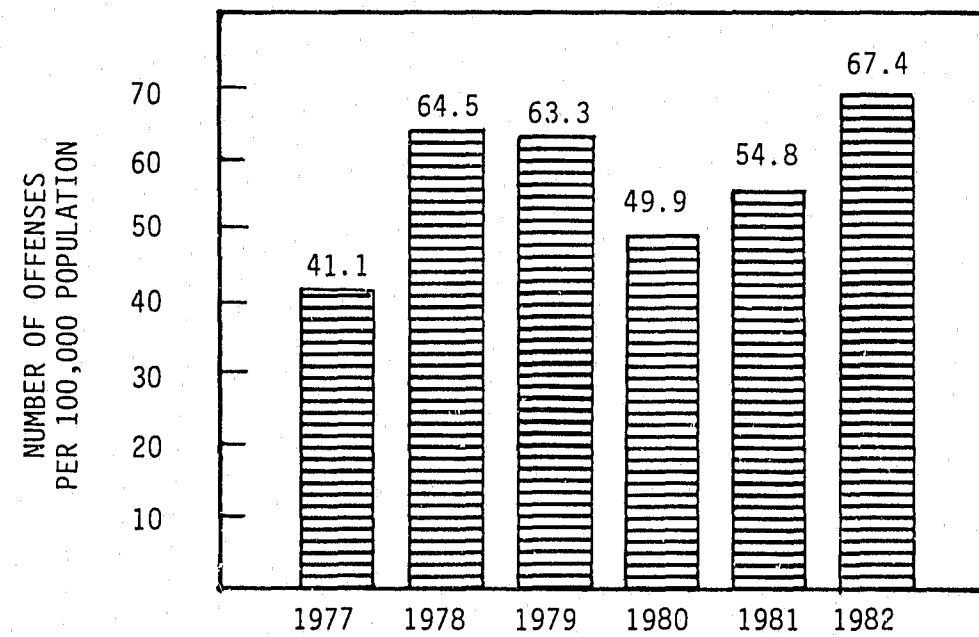


FIGURE 25 - FAMILY OFFENSE RATES

Family Offenses (cont'd.)

Of the 1,790 family offenses, all were reported by specific type of offense in 1982 (Table 26).

- 36.5 percent of the offenses involved child abuse.
- 35.6 percent involved child neglect.

TABLE 26 - FAMILY OFFENSES - TYPE (1982)

TYPE OF OFFENSE	NUMBER OF OFFENSES	PERCENT DISTRIBUTION
Child Abandonment	45	2.5%
Child Neglect	637	35.6%
Child Abuse*	654	36.5%
Nonsupport	3	0.2%
Custodial Interference**	247	13.8%
Other	204	11.4%
TOTAL	1,790	100.0%

*Attacks resulting in injury to children may be reported as assault rather than child abuse.

**Included with All Other-Kidnap in 1981 and prior years.

DRIVING UNDER THE INFLUENCE OF INTOXICANTS (DUII)

Due to the nature of the offense and the fact that an arrest is made at the time an offense is known, data regarding DUII is presented in the following arrest section.

- 27,370 arrests were made for DUII in 1982.
- The arrest rate was 1030.4 per 100,000 population, down 8.1 percent from 1981.
- DUII accounted for 7.9 percent of all crimes in Oregon and 16.0 percent of Part II crime.
- Arrests for DUII accounted for 22.2 percent of all arrests.

Of the 27,370 arrests, all were reported by age and sex.

- 1.7 percent were of juveniles and 98.3 percent were adults.
- 89.3 percent were male and 16.1 percent were female.

The arrests were reported by specific blood alcohol test levels at the time of arrest (Table 27). The largest percentage (38.7%) of persons tested recorded a level of .15 to .20. 28.2 percent had a recorded level of .20 or greater. The entire distribution, including those who refused the test, did not change notably from 1981 figures.

TABLE 27 - ARRESTS FOR DUII (1982)

TYPE OF OFFENSE	TOTAL	PERCENT OF TOTAL ARRESTS	PERCENT OF TOTAL* TESTED	JUVENILE	ADULT	MALE	FEMALE
Driving Under the Influence of Intoxicants							
Under .10	2,000	7.3%	10.7%	77	1,923	1,692	308
.10 to .15	4,174	15.2%	22.4%	140	4,034	3,527	647
.15 to .20	7,226	26.4%	38.7%	138	7,088	5,935	1,291
.20 and Above	5,272	19.3%	28.2%	51	5,221	4,362	910
BA Refused	8,145	29.8%		33	8,112	6,973	1,152
BA Not Given	553	2.0%		17	536	448	105
TOTAL	27,370	100.0%	100.0%	456	26,914	22,957	4,413
PERCENTAGES				1.7%	98.3%	83.9%	16.1%

*Percent based on the total of 18,672 tested.

BA = Blood Alcohol Test

LIQUOR LAWS

- There were 11,286 liquor law offenses in 1982; the rate was 424.9 per 100,000 population--a 4.7 percent decrease from 1981.
- Liquor laws accounted for 3.3 percent of all crime and 6.6 percent of Part II crime.

DISORDERLY CONDUCT

- 5,055 offenses of disorderly conduct were reported in 1982.
- The rate was 190.3 per 100,000 population--down 4.7 percent from 1981.
- Disorderly conduct accounts for 1.5 percent of all reported crimes and 3.0 percent of Part II crime.

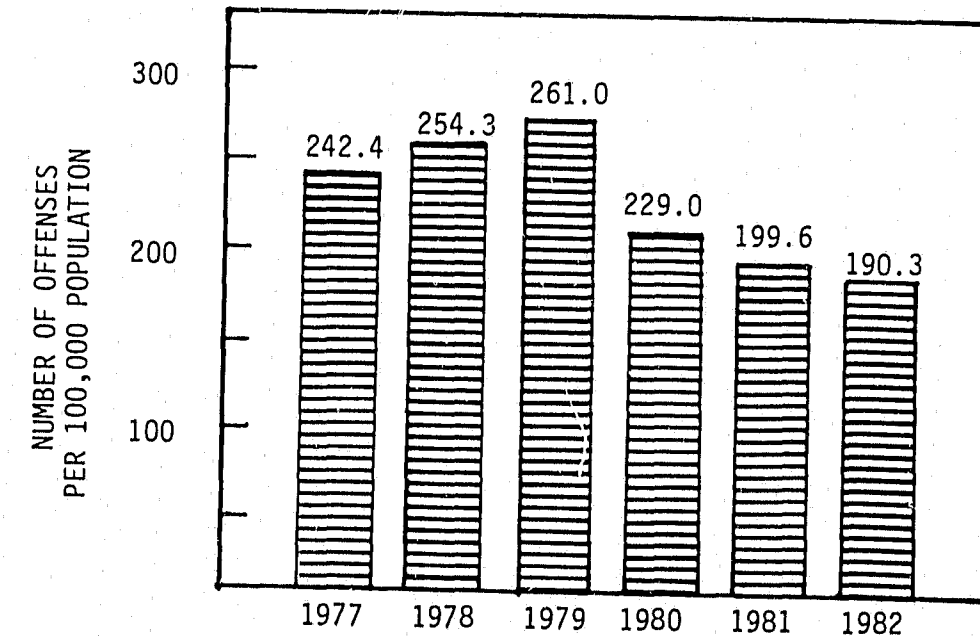


FIGURE 26 - DISORDERLY CONDUCT RATES

"ALL OTHER" OFFENSES

"All Other" is the category of Part II offenses included as offense category number 26 of the F.B.I. and Oregon UCR classifications.

Of the 28,820 offenses in 1982, all were reported by the specific type of offense as shown below.

- 28.9 percent of this category involved harassment; 31.2 percent involved trespassing.
- Kidnapping, a major offense, accounts for 1.5 percent of the "All Other" category.

TABLE 28 - ALL OTHER

ALL OTHER OFFENSES	NUMBER OF OFFENSES 1982	PERCENT DISTRIBUTION
Manslaughter	5	0.0%
Kidnapping/Custody Interference*	424	1.5%
Trespassing	8,978	31.2%
Escape (Including AWOL)	445	1.5%
Garbage/Littering	896	3.1%
Obscene Materials or Display	25	0.1%
Threat	1,963	6.8%
Harrassment/Nuisance	8,341	28.9%
Blackmail/Extortion	64	0.2%
Other	7,679	26.6%
TOTALS	28,820	100.0%

*Custodial Interference, formerly included with Kidnapping in 1981 and prior years, is now a subcategory of Offenses Against Family.

RUNAWAY OFFENSES

- 9,801 juvenile runaways were reported in 1982.
- The rate was 1,375.9 per 100,000 juvenile population--up 1.7 percent over 1981.

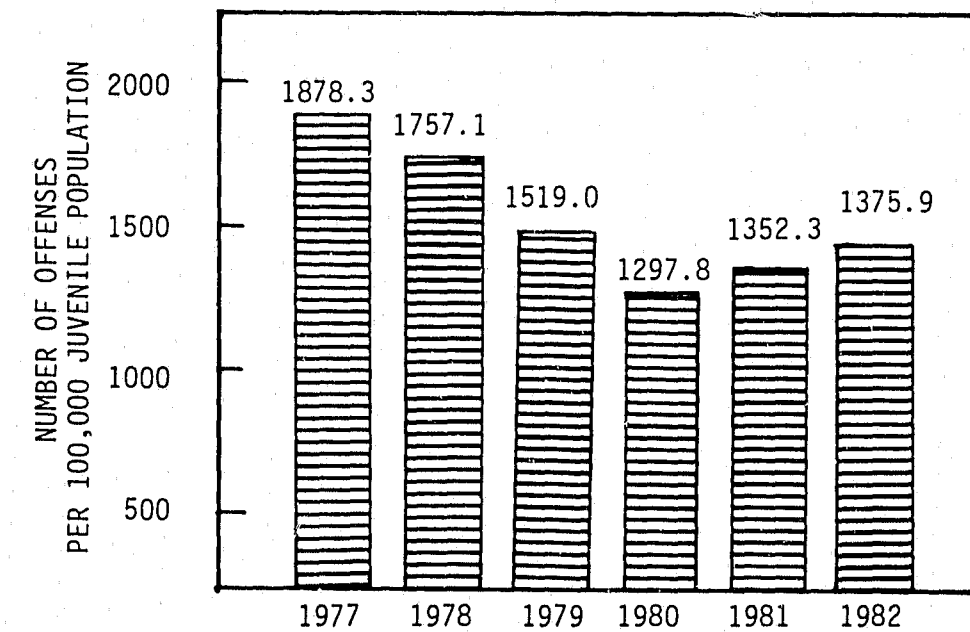
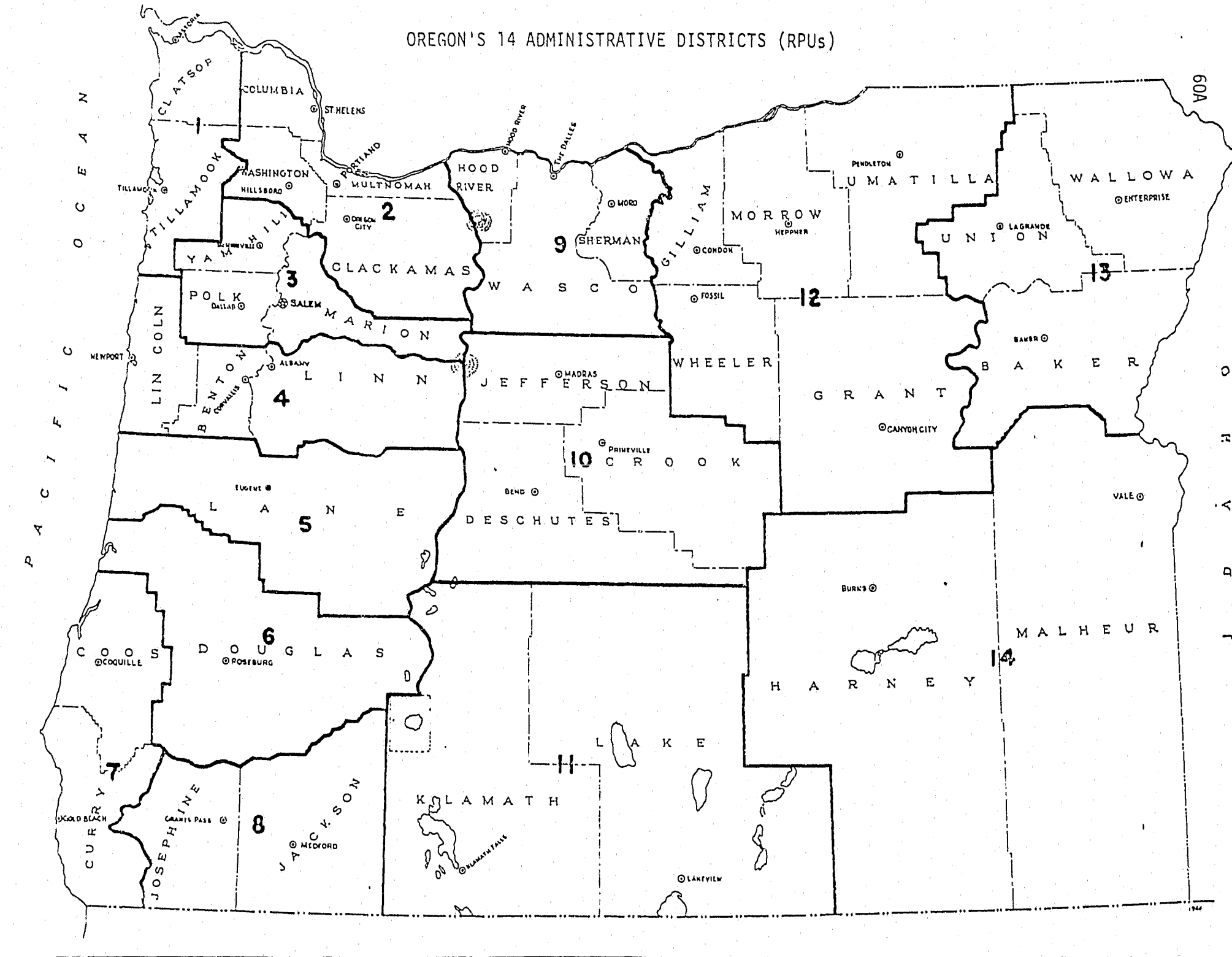


FIGURE 27 - JUVENILE RUNAWAY RATES

TABLE 27 - RANKINGS OF COUNTIES BY CRIME RATES
1982 - Crime Analysis Center

Rank	County	Index Crime Rate	County	Violent Crime Rate	County	Property Crime Rate	Rank
1	Multnomah	11,430	Multnomah	1,293	Multnomah	10,136	1
2	Marion	6,918	Lincoln	432	Marion	6,490	2
3	Lane	6,647	Marion	428	Lane	6,394	3
4	Josephine	5,832	Josephine	383	Josephine	5,449	4
5	Wasco	5,652	Coos	353	Wasco	5,357	5
6	Lincoln	5,500	Morrow	331	Clackamas	5,121	6
7	Coos	5,412	Klamath	316	Lincoln	5,068	7
8	Umatilla	5,357	Umatilla	302	Coos	5,059	8
9	Clackamas	5,336	Wasco	295	Umatilla	5,055	9
10	Jackson	5,247	Polk	269	Jackson	5,024	10
11	Polk	4,962	Malheur	254	Deschutes	4,772	11
12	Benton	4,957	Jefferson	254	Benton	4,764	12
13	Deschutes	4,942	Lane	253	Linn	4,698	13
14	Linn	4,885	Yamhill	242	Polk	4,694	14
15	Hood River	4,814	Hood River	239	Curry	4,593	15
16	Curry	4,802	Grant	226	Hood River	4,575	16
17	Washington	4,688	Jackson	223	Washington	4,522	17
18	Malheur	4,685	Union	221	Malheur	4,431	18
19	Yamhill	4,469	Clackamas	215	Clatsop	4,269	19
20	Klamath	4,449	Curry	209	Yamhill	4,227	20
21	Clatsop	4,437	Douglas	201	Klamath	4,133	21
22	Union	4,269	Benton	193	Union	4,048	22
23	Douglas	4,212	Linn	187	Douglas	4,011	23
24	Crook	4,031	Deschutes	169	Crook	3,872	24
25	Tillamook	3,967	Clatsop	168	Tillamook	3,872	25
26	Baker	3,590	Washington	166	Baker	3,485	26
27	Jefferson	3,421	Columbia	160	Jefferson	3,167	27
28	Columbia	3,279	Crook	155	Columbia	3,119	28
29	Morrow	3,058	Wheeler	141	Wheeler	2,887	29
30	Wheeler	3,028	Harney	120	Harney	2,756	30
31	Harney	2,876	Lake	105	Morrow	2,727	31
32	Gilliam	2,602	Baker	105	Gilliam	2,500	32
33	Wallowa	1,976	Gilliam	102	Wallowa	1,881	33
34	Grant	1,694	Wallowa	95	Grant	1,468	34
35	Lake	1,207	Tillamook	95	Lake	1,102	35
36	Sherman	299	Sherman	14	Sherman	285	36

OREGON'S 14 ADMINISTRATIVE DISTRICTS (RPU's)



SECTION 2
OFFENSES, CLEARANCES AND ARRESTS
BY
DISTRICT, COUNTY, AND AGENCY

The agency statistics concerning Part I and II offenses contained in the following tables were reported to the Oregon UCR program by the individual participating agencies for 1982 and include totals for each administrative district and county including a total for the Oregon State Police in each county.

The following key is included as an explanation of the abbreviations used throughout the tables:

KEY TO FORMAT ABBREVIATIONS

Months of Reporting	The number of months reported by each individual agency.
Officer Assaults	The number of reported assaults on police officers during the reporting period.
OFF	The number of actual verified offenses or attempts as set forth by UCR guidelines and definitions.
ARR	The number of arrests made during the reporting period. (Includes any arrests made during this period for offenses reported prior to 1/1/82. Includes persons cited, summoned, and notified as well as those taken into physical custody.)
CLR	The number of offenses cleared by arrest or cleared exceptionally during the reporting period. (Includes any clearances made during this time for offenses reported prior to 1/1/82.)

These are counts of offenses cleared, not persons arrested.

NOTE: When counting arrests, only those arrests which are made for an agency's "own" cases are counted for UCR purposes. For example, if Agency A makes an arrest on a warrant for Agency B, Agency B counts the arrest for UCR purposes. Agency A does not count it. For this reason, the number of arrests shown in this report will not necessarily agree with the statistics within a department which may show all arrest activity.

District 1		PART I - INDEX OFFENSES, CLEARANCES & ARRESTS 1982										PART II OFFENSES, CLEARANCES & ARRESTS DRUG ABUSE																						
MONTHS OF REPORTING	AGENCY	OFFICER	ASSAULT	011	02	03	04	05	06	07	09	042	10	11	12	13	14	15	16	17	18	181	182	183	184	19	20	21	22	24	26	28	29	
				MURDER	FORCIBLE RAPE	ROBBERY	AGGRAVATED ASSAULT	BURGLARY	LARCENY	MOTOR VEHICLE THEFT	ARSON	OTHER ASSAULTS	FORGERY & COUNTERFEIT	FRAUD	EMBEZZLEMENT	STOLEN PROPERTY	VANDALISM	WEAPONS	PROSTITUTION	OTHER SEX OFFENSES	DRUG TOTAL	NAUCOTIC	MARIJUANA	SYN. NAUCOTIC	DANG. DRUGS	GAMBLING	FAMILY OFFENSES	DUII	LIQUOR LAWS	DISORDERLY CONDUCT	ALL OTHER (Except Traffic)	CURFEW & LOITERING	RUNAWAY JUVENILE	
12	CLATSOP CO SO (12,360)		off		1	2	6	70	112	5	2	32	1	6			50	2	2	6	20		20					2	68	28		23	2	18
			arr				24	11	11	8		4					13	2	4	4	12		12					67	40		7	2	4	
			clr				6	17	18	5	1	25	1	2			14	2	2	2	14		14					68	18		14	2	5	
12	Astoria PD (9,950)		off		7	8	148	270	31	7	109	14	40	1	4	240				26	32	6	20			6	1	15	73	153	24	160	48	18
			arr	2	1	1	23	24	70	11	7	26	4	5	3	39				6	6	31	14	16			1	2	72	217	37	43	29	6
			clr			2	7	36	75	7	1	84	6	19	1	3	52			6	10	26	6	18			11	73	150	21	94	48	16	
12	Cannon Beach PD (1,205)		off				15	23				9		10	1	13					12	1	11					14	13	4	8			
			arr				4	7				3		1	1	5					11	1	10					14	17	6	5			
			clr				5	10				9		1	1	9					12	1	11					14	13	4	7			
12	Gearhart PD (980)		off			2	20	24		1		1		1		24												1			9			
			arr				2	2	1							4													1		4			
			clr				2	1	3	1						4													1		3			
12	Seaside PD (5,235)		off		5	3	81	302	21	2	80	9	16		1	182				9	32	3	28					63	75	24	54	7	15	
			arr				54	9	36	4	15	2	6		1	24				7	20	3	17					59	84	33	58	5	4	
			clr				3	28	73	15	73	5	11		1	41				9	6	32	3	28				63	74	23	45	7	13	
12	Warrenton PD (2,460)		off		2	13	31	98	5		6	5	2		1	26				1	3	1	4					5	38	9	2	13	2	
			arr				12	14	45		4	1	1		1	11					3	1	2					2	37	23	6	11	1	
			clr				1	11	49		5	5	1		1	13					5	1	4					1	38	9	1	12	2	
12	State Police		off		2	3	37	71	15	5	15	6	6		10					2	20	3	15					348	21	1	8		2	
			arr				10	15	25	6	3	3	5		9					2	15	1	14					348	21	2	6			
			clr				4	11	4		4		5		5				3		18	3	13					348	21	1	5		1	
12	O.L.C.C.		off																									5			29			
			arr																									4			3			
			clr																									3						
	CLATSOP COUNTY TOTAL (32,700)	25	off	2	4	16	35	402	900	78	16	252	29	81	1	7	545			22	41	121	14	98				605	304	55	304	57	55	
			arr		1	8	128	79	195	29	7	55	7	20	7	105				19	17	92	20	71				598	406	86	134	36	15	
			clr		2	3	29	102	239	36	2	206	17	40	1	6	137			22	18	107	14	88				605	288	50	183	57	37	
12	TILLAMOOK CO SO (15,095)		off		1	9	153	261	20	4	33	17	9		2	91				3	40	1	36	2	1		6	119	124	12	74	1	27	
			arr			1	22	38	52	7	2	9	2	5		19				1	6	48	2	44	1	1		115	178	7	46	1	6	
			clr			1	7	31	50	8	1	23	2	3		16				2	9	35	1	31	2	1		119	123	7	33	1	21	
4	Garibaldi PD* (1,065)		off			1	1	12	1			2				3												2		1	2			
			arr					2	2							1												2		1	1			
			clr				2	3	3			1				1												2		1	2			
4	Rockaway PD* (1,070)		off				1	6			1					3												4		2	2			
			arr				1	1				1				1												4		1	1			
			clr				1	1				1				2												4		1	1			
12	Tillamook PD (3,920)		off		1	4	52	177	13		25	5	30		1	69				2	11	22	18					68	61	6	31	2	8	
			arr				6	26	55	12	7	4	3			19				3	2	24	23					64	99	9	16	2	3	
			clr				2	21	67	11	13	2	6			19				2	3	21	17					68	57	6	21	2	7	
12	State Police		off		1	3	34	71	7	5	12	4	3		21					1	21	87	2	81	4			243	183	2	26			
			arr		1	1	2	9	24	3	6	3	1		11					1	8	67	1	64	2			243	179	1	18		2	
			clr		1		1	4	14	1	7	3	2		9					1	7	83	2	77	4			243	182	1	10			
12	O.L.C.C.		off																									2			13			
			arr																															
			clr																															
	TILLAMOOK COUNTY TOTAL (21,150)	9	off	2	1	17	241	527	41	10	73	26	42		3	187				6	47	150	3	136	2	9		7	436	370	21	148	3	35
			arr	1	2	32	74	133	22	4	23	9	6			50				5	16	140	3	132	1	4		428	459	17	82	3	11	
			clr	1	1	10	57	135	20	1	45	7	11			47				5	19	140	2	126	2	9		436	363	15	69	3	28	

*Garibaldi PD did not begin reporting until 9/1/82
 *Rockaway PD did not begin reporting until 9/1/82

PART I - INDEX OFFENSES, CLEARANCES & ARRESTS
1982

PART II OFFENSES, CLEARANCES & ARRESTS
DRUG ABUSE

MONTHS OF REPORTING	AGENCY	OFFICER ASSAULT	PART I - INDEX OFFENSES, CLEARANCES & ARRESTS									PART II OFFENSES, CLEARANCES & ARRESTS																						
			011	02	03	04	05	06	07	09	042	10	11	12	13	14	15	16	17	18	181	182	183	184	19	20	21	22	24	26	28	29		
			MURDER	FORCIBLE RAPE	ROBBERY	AGGRAVATED ASSAULT	BURGLARY	LARCENY	MOTOR VEHICLE THEFT	ARSON	OTHER ASSAULTS	FORGERY & COUNTERFEIT	FRAUD	EMBEZZLEMENT	STOLEN PROPERTY	VANDALISM	WEAPONS	PROSTITUTION	OTHER SEX OFFENSES	DRUG TOTAL	BARBITIC	MARIJUANA	SYN. BARBITIC	DANG. DRUGS	GAMBLING	FAMILY OFFENSES	DUII	LIQUOR LAWS	DISORDERLY CONDUCT	ALL OTHER (Except Traffic)	CURFEW & LOITERING	RUNAWAY JUVENILE		
12	CLACKAMAS CO SO (153,725)	7	off 9 arr 5 clr 3	35 4 3	79 19 15	203 153 49	3043 132 192	3945 809 641	460 28 47	28 7 4	503 39 120	91 12 25	223 25 74		9 7 2	1501 80 71	12 17 6	1 12 21	176 30 9	35 5 1	23 19 1	9 5 3	1 1 3	18 63 3	63 2 4	379 370 379	7 38 3	11 34 5	807 96 73		517 104 439			
12	Canby PD (7,670)		off arr clr	3 2 5	2 5 24	83 12 8	260 100 92	460 22 8	22 4 8	2 2 1	51 12 36	14 4 5	46 3 13		1 1 1	109 13 28	4 1 4	6 1 1	46 41 38	2 3 1	23 35 24	9 1 3	1 3 3		3 3 1	59 58 59	30 10 14	14 10 14	61 21 33	10 10 10	39 23 21			
12	Gladstone (9,680)		off arr clr	1 5 1	7 19 14	20 10 7	112 49 7	333 46 49	39 4 2	3 2 1	24 9 11	2 1 1	9 1 1		2 1 1	121 15 23	6 4 5	17 2 2	13 5 5	3 2 2	10 3 3	10 2 3	1 2 3		1 1 1	99 94 99	20 22 20	10 8 9	251 230 225	9 9 9	16 2 10			
12	Lake Oswego PD (22,810)	8	off arr clr	2 1 1	11 4 4	17 15 15	281 23 42	510 48 85	26 3 4	16 9 5	52 41 45	18 5 5	54 9 11	2	2	206 27 44	3 2 2	48 5 14	40 17 33	10 2 10	21 13 20	9 2 3		4 3 3	115 111 115	45 44 39	12 18 12	282 312 188	17 14 17	75 15 69				
12	Milwaukie PD (17,720)	4	off arr clr	5 1 1	17 4 5	5 44 3	377 87 66	556 87 88	43 5 9	5 1 2	100 22 86	9 1 7	21 1 6		4 6 4	164 20 32	7 5 7	24 4 5	4 4 4	3 3 3	3 3 3	3 3 3				133 132 133	9 12 9	9 8 9	118 56 81	28 23 28	68 19 69			
12	Molalla PD (3,080)		off arr clr	1 7 4	1 16 1	36 7 4	247 95 91	27 3 11	1 7 25	1 7 12	43 7 12	17 12 12		4		90 5 16	4 1 1	10 6 3	10 6 3	1 9 1	9 6 6	1 1 1		17 1 1	59 58 59	33 35 33	14 9 7	69 5 11	4 3 4	27 18 24				
12	Oregon City PD (14,610)	5	off arr clr	2 3 1	5 8 8	15 89 20	239 39 34	812 304 259	78 22 15	3 1 1	175 44 117	52 1 4	40 1 4		1	256 84 85	29 22 22	71 13 23	65 46 46	3 1 1	53 42 42	4 3 4	5 3 4		12 1 2	296 297 296	205 60 45	47 64 77	153 24 35	60 10 18				
12	Sandy PD (3,425)	5	off arr clr	1 1 1	5 3 3	16 15 12	53 7 15	189 62 92	26 4 25	1 7 3	39 12 33	7 2 3	11 2 9		2	97 14 40	2 2 2	9 3 4	9 6 7	9 6 7	9 9 7	6 6 7				56 49 56	58 59 58	9 9 8	81 35 56	1 1 1	20 3 19			
12	West Linn PD (12,380)	4	off arr clr	1 4 2	4 3 10	14 22 17	126 19 17	228 52 55	20 6 9	3 7 1	40 7 24	7 7 4	19 5 5		2	123 24 29	8 6 7	17 10 4	11 10 8	10 10 8	1 1 1			4 2 3	103 101 103	16 19 15	6 7 6	74 29 19	2 2 2	51 20 41				
12	State Police	8	off arr clr	1 3 3	6 1 1	5 8 3	90 16 7	128 52 23	28 7 3	72 24 6	17 11 14	36 11 20	108 16 1	16	2	23 13 14	7 4 7	19 3 1	59 35 52	3 34 1	54 34 49	2 1 2		17 1 1	640 641 640	27 25 27	6 8 6	16 10 11		8				
12	O.L.C.C.		off arr clr																															
	CLACKAMAS COUNTY TOTAL (245,100)	41	off arr clr	13 11 6	58 8 7	146 48 40	311 416 128	4440 300 392	7208 1658 1472	769 86 138	134 35 20	1044 36 511	527 43 182	18	27	2690 295 382	82 60 68	1	397 42 78	292 200 211	23 13 17	234 171 178	14 9 7	21 7 9	35 3 3	105 7 14	1939 1911 1939	479 585 468	139 171 122	2092 859 813	106 86 106	874 222 710		
12	COLUMBIA CO SO (20,620)		off arr clr	2 2 2	5 5 4	26 34 25	165 24 19	239 26 28	27 8 10	1 3 1	44 3 35	6 1 1	14 1 1			87 15 12		10 3 1	2 5 1	5 5 1	5 5 1	5 4 4				5 1 4	24 24 24	11 2 2	2 2 16	48 21 16	12 8 8			
12	Clatskanie PD (1,675)		off arr clr			1	10 14 3	32 14 13	2 1 1	1 2 5	6 2 4	6 2 5				20 4 13	1 1 1	1 4 1	2 4 1	1 1 1	1 4 1						28 24 28	3 2 3	3 8 2	8 2 5	2 3 1			
12	Rainier PD (1,610)	3	off arr clr		1 1 2	2 9 6	15 13 6	33 8 7	6 2 3	1 3 1	16 6 10	2 6 1	7 1 5	1	1	17 2 3	5 2 5	1 2 3	12 7 12	12 7 12	12 7 12				1 1 1	92 91 92	24 28 24	23 18 23	13 8 10	5 5 5				
12	St. Helena PD (7,200)		off arr clr		4 1	2 44	87 36 14	254 81 52	15 10 11	43 8 6	40 1 1	40 4 2				114 24 6	8 2 6	4 2 1	4 13 1	8 2 1	1 11 1	7 7 1			3 3 3	110 98 110	76 109 3	2 26 3	136 146 38	10 3 10	22 22 2			
12	Scappoose PD (3,255)	1	off arr clr		1	1	30 12 16	96 25 31	4 2 1	11 2 8	2 2 1	58 1 43				47 7 8	1 1 1	4 4 5	5 4 5	1 1 1	2 1 2	2 1 2				24 24 24	11 4 11	1 4 1	8 16 3	3 5 3				
12	Vernonia PD (1,760)	1	off arr clr			9 9 6	27 7 7	44 14 11	4 1 1	5 6 3	6 1 3	42 4 36				29 6 9	4 1 2	14 3 2	4 3 3	4 3 2	2 3 2	1 3 2				8 8 8	42 48 38	8 8 7	18 20 12	2 1 2				
12	State Police	2	off arr clr	1 1 1	1 6 1	3 6 3	11 6 4	18 4 1	3 6 1	4 2 6	6 3 6	1 3 1	1 1 1		1	3 3 1	4 1 2	1 1 1	8 19 27	31 2 4	3 14 18	22 14 18	6 3 6			137 137 137	10 10 10	2 1 2	5 5 5					
12	O.L.C.C.		off arr clr																															
	COLUMBIA COUNTY TOTAL (36,200)	7	off arr clr	3 3 3	1 6 6	11 6 36	43 106 36	365 716 143	61 23 26	7 2 2	131 29 72	31 5 12	164 9 90	2	1	317 58 52	11 5 9		42 8 3	62 55 49	6 5 4	46 45 36	1 5 9			9 2 5	423 406 423	167 257 90	39 61 35	255 224 94	19 11 19	38 38 14		

PART I - INDEX OFFENSES, CLEARANCES & ARRESTS
1982

PART II OFFENSES, CLEARANCES & ARRESTS
DRUG ABUSE

MONTHS OF REPORTING	AGENCY	OFFICER ASSAULT	PART I - INDEX OFFENSES, CLEARANCES & ARRESTS																	PART II OFFENSES, CLEARANCES & ARRESTS													
			011	02	03	04	05	06	07	09	042	10	11	12	13	14	15	16	17	18	181	182	183	184	19	20	21	22	24	26	28	29	
			MURDER	FORCIBLE RAPE	ROBBERY	AGGRAVATED ASSAULT	BUNGLARY	LARCENY	MOTOR VEHICLE THEFT	ABSON	OTHER ASSAULTS	FORGERY & COUNTERFEIT	FRAUD	EMBEZZLEMENT	STOLEN PROPERTY	VANDALISM	WEAPONS	PROSTITUTION	OTHER SEX OFFENSES	DRUG TOTAL	MARIJUANA	MARIJUANA	SYM. NARCOTIC	DRUGS	CAMBLING	FAMILY OFFENSES	DUII	LIQUOR LAWS	DISORDERLY CONDUCT	ALL OTHER (Except Traffic)	CURFEW & LOITERING	RUNAWAY JUVENILE	
12	MULTNOMAH CO SO (155,480)	22	off 6 arr 9 clr 4	108 46 32	364 101 76	227 518 101	4082 361 254	7278 1653 1419	791 51 29	87 16 11	909 216 451	170 59 56	109 22 28	9 1	2 2	1934 183 159	11 55 10	304 120 73	46 167 28	9 48 6	15 77 10	8 8 12	22 34 12	2 8 2	115 10 44	1020 1013 1020	2 55 1	6 35 4	817 209 244	66 51 66	795 320 684		
12	Gresham PD (34,375)	17	off 7 arr 1 clr 1	27 17 9	55 88 38	630 79 78	1313 630 254	141 29 22	15 22 2	182 43 117	29 10 10	93 13 44	3 10 1	7 7 7	407 36 53	22 14 21	1 1 1	75 24 25	64 50 56	5 4 5	38 30 35	4 1 1	17 15 15	8 1 2	398 378 398	52 58 51	5 12 5	291 90 106	49 23 49	145 69 168			
12	Portland PD (368,100)	280	off 36 arr 27 clr 24	392 106 151	2811 482 621	3245 890 1167	13728 878 1167	25632 4187 4135	2248 235 259	623 62 85	4451 1844 2336	1427 244 447	1523 170 381	47 22	48 41	6681 978	610 428 585	1443 1404 1412	1402 315 495	1696 1369 1601	251 211 233	1026 922 982	21 26 18	398 210 368	23 24 22	242 10 99	3337 1810 3337	315 327 301	3825 942 1805	452 344 452	2938 928 2640		
12	Portland Airport	1	off arr clr			1 2 1	10 2 3	191 10 9	23 3 2		3 6 2	2 2 1	11 8 8		1 1 1	23 13 13	51 13 13		13 13 12	5 6 5	6 6 5	1 1 1	1 1 1			28 28 28	2 4 2	3 2 1	20 15 12	10 10 10	13 10 6		
12	Transit District	1	off arr clr			3		45			28		21 4 1			299				5		5			4				23	105			
12	Troutdale PD (6,545)	1	off arr clr	1	2	9	105	195	16	3	26	1	4		1	99	2		12	6		5		1			30	3	1	45	11	37	
12	State Police	4	off arr clr	1	2	3	2	45	8	8	8	113	75	2	1	7	6		4	30	4	22		4			272	20	4	18			
12	O.L.C.C.		off arr clr									1	31							24	2	18											
	MULTNOMAH COUNTY		off arr clr	42 154 28	510 605 705	3207 1516 1805	3542 1334 1513	18557 6203 5861	34699 319 331	736 80 101	5607 2114 2924	1742 324 525	1867 222 516	61 24	60 85 50	9450 899 1213	702 516 637	1444 1406 1413	1797 465 595	1860 1618 1726	274 270 251	1117 1050 1054	26 36 20	443 262 401	29 32 24	365 21 145	5085 2142 5085	2039 382 316	357 382 316	6002 1273 2305	588 437 588	3928 1363 3513	

PART I - INDEX OFFENSES, CLEARANCES & ARRESTS
1982

PART II OFFENSES, CLEARANCES & ARRESTS

MONTHS OF REPORTING	AGENCY	OFFICER ASSAULT	PART I - INDEX OFFENSES, CLEARANCES & ARRESTS 1982																	PART II OFFENSES, CLEARANCES & ARRESTS														
			01	02	03	04	05	06	07	09	042	10	11	12	13	14	15	16	17	DRUG ABUSE														
			MURDER	FORCIBLE RAPE	ROBBERY	AGGRAVATED ASSAULT	BURGLARY	LARCENY	MOTOR VEHICLE THEFT	ARSON	OTHER ASSAULTS	FORGERY & COUNTERFEIT	FRAUD	EMBEZZLEMENT	STOLEN PROPERTY	VANDALISM	WEAPONS	PROSTITUTION	OTHER SEX OFFENSES	DRUG TOTAL	MARIJUANA	MARIJUANA	STR. MARIJUANA	DRUGS	GAMBLING	FAMILY OFFENSES	DUII	LIQUOR LAWS	DISORDERLY CONDUCT	ALL OTHER (Except Traffic)	CURFEW & LOITERING	BURNING JUVENILE		
12	WASHINGTON CO SO (148,265)	8	off arr clr	5 1 2	28 5 18	71 11 22	44 171 29	1753 140 308	2970 796 763	319 48 91	10 6 3	406 60 319	52 15 27	81 10 55		4 3 2	895 11 140	12 11 11	147 24 54	122 146 115	9 15 8	104 125 102	4 2 2	5 4 3	2 1 2	20 2 8	619 617 619	302 528 304	19 34 20	526 65 157	4 4 4	361 64 324		
12	Banks PD (510)		off arr clr				3		32 8 6			1				6			1										1 1 1					3 2 2
12	Beaverton PD (33,640)	17	off arr clr	1 1 1	11 1 1	41 17 14	17 81 5	555 36 45	1652 569 506	92 14 14	9 1 1	170 15 84	45 15 17	42 4 11		10 3 3	336 30 39	20 19 19	64 15 15	128 120 102	12 13 8	100 106 92	9 1 1	7 1 1		34 3 3	144 144 144	131 127 9	15 17 9	204 48 75	17 9 17	101 21 74		
12	Cornelius PD (4,880)	6	off arr clr			3	34 28 23	58 3 7	211 54 57	17 9 3	1 1 1	17 10 11	18 2 6			85 13 32	1 1 1	8 3 1	22 15 17	9 1 1	100 113 14	3 3 2	3 1 1			2 1 1	151 149 151	35 31 34	30 10 18	2 2 2	23 9 14			
12	Forest Grove PD (11,910)	3	off arr clr		2	5 1	4 28 2	174 30 38	409 95 92	19 5 5	7 1 1	53 11 38	46 5 24	34 5 25	1		183 31 36	2 2 2	31 5 7	51 39 49	5 4 5	38 29 37	2 1 2	6 5 5		2 1 1	180 177 180	73 81 73	14 18 14	68 21 25	7 4 7	29 12 24		
12	Gaston PD (555)		off arr clr				5 1 1	4 1 1	6 1 3					1 1 1						1 1 1								8 8 8	4		5	1 1 1		
12	Hillsboro PD (29,240)	14	off arr clr	2 1 1	6 2 2	16 6 4	61 15 38	441 54 49	1004 262 241	76 13 13	14 4 3	201 122 150	62 9 7	54 7 19	1	14	376 43 58	22 11 22	64 3 12	76 62 70	1 1 1	70 58 67			5 3 3	1 8 6	265 265 265	188 191 188	22 18 21	174 55 71	29 26 29	96 35 62		
12	North Plains PD (750)		off arr clr				5 1 1	13 1 1	4 3 10											1 1 1														
12	Sherwood PD (2,550)		off arr clr	1 1 1	1 1 1		9 2 3	26 2 3	82 3 10	5 3 3	3 3 3	22 2 12		9 6 6			40 2 5		3 3 3	5 5 5		5 5 5				3 3 3	31 29 31	12 17 12	5 5 5	17 5 5	1 1 1	7 3 5		
12	Tigard PD (18,000)	1	off arr clr	1 1 1	7 1 4	26 12 4	10 26 5	324 34 23	696 121 116	45 6 9	8 21 44	20 5 6	43 4 5		1 2 2	206 28 24	9 5 8	1 3 3	24 52 52	58 53 47	5 4 2	49 46 47	5 2 2	4 2 3		9 3 3	100 95 100	65 88 62	4 9 3	131 48 48	46 33 46	48 17 28		
12	Tualatin PD* (9,400)	1	off arr clr		1 1 1	7 1 4	2 166 27	277 11 27	277 54 58	22 1 9	2 6 6	52 29 34	15 4 10			92 20 18	2 3 2	12 4 4	33 35 23	1 1 1	22 31 19	4 3 1	6 3 2			5 1 1	48 47 48	29 48 28	4 2 2	61 8 8	31 9 9			
12	State Police	9	off arr clr	1 8 9	15 3 3	5 3 2	3 60 12	137 21 7	277 54 58	22 1 9	2 6 6	52 29 34	15 4 10			92 20 18	2 3 2	12 4 4	33 35 23	1 1 1	22 31 19	4 3 1	6 3 2			5 1 1	48 47 48	29 48 28	4 2 2	61 8 8	31 9 9			
12	O.L.C.C.		off arr clr																										25 6 25		166			
	WASHINGTON COUNTY TOTAL (259,700)	58	off arr clr	10 5 4	71 19 33	174 51 48	176 406 105	3569 323 505	7489 1984 1867	618 102 147	67 12 8	1040 257 715	374 63 105	338 41 134	7 2 2	16 27 6	2266 244 366	75 53 71	3 4 2	398 112 117	604 553 533	49 47 42	486 483 459	27 7 8	42 16 24	3 1 2	84 9 21	2170 2155 2170	875 1171 868	86 103 72	1394 275 454	109 821 109	709 175 564	

*Tualatin PD reports are submitted by Washington County Sheriff's Office

PART I - INDEX OFFENSES, CLEARANCES & ARRESTS 1982

PART II OFFENSES, CLEARANCES & ARRESTS 1982

MONTHS OF REPORTING	AGENCY	OFFICER ASSAULT	PART I - INDEX OFFENSES, CLEARANCES & ARRESTS 1982																	PART II OFFENSES, CLEARANCES & ARRESTS 1982												
			011	02	03	04	05	06	07	09	042	10	11	12	13	14	15	16	17	18	181	182	183	184	19	20	21	22	24	26	28	29
			MURDER	FORCIBLE RAPE	ROBBERY	AGGRAVATED ASSAULT	BURGLARY	LARCENY	MOTOR VEHICLE THEFT	ARSON	OTHER ASSAULTS	FORGERY & COUNTERFEIT	FRAUD	EMBEZZLEMENT	STOLEN PROPERTY	VANDALISM	WEAPONS	PROSTITUTION	OTHER SEX OFFENSES	DRUG TOTAL	MARIJUANA	SYN. NARCOTIC	DRUGS	CASINO	FAMILY OFFENSES	DUI	LIQUOR LAWS	DISORDERLY CONDUCT	ALL OTHER (Except Traffic)	CURFEW & LOITERING	RUNAWAY JUVENILE	
12	MARION CO SO (96,485)	6	off 1 arr 1 clr 1	9	57	400	1046	2572	172	21	188	37	86		20	976	29	1	91	93	6	68		19	2	88	553	116	213	936	3	235
12	Aumsville PD (1,455)		off 1 arr 1 clr 1	3	17	7	19	36	4		5	2	24		11	48	1		21	10	10			2	5	3	15	45		7		
12	Aurora PD (515)		off 1 arr 1 clr 1				4	8	1		4	1				16			19	7	7			2	5	2	15	30		8		
12	Hubbard PD (1,740)		off 1 arr 1 clr 1			9	10	30	2							12				1	1					8	8	5	2	2		
12	Jefferson PD (1,710)		off 1 arr 1 clr 1			2	15	31	6		1	4				15			1	1	1			1	3	3	5	10		11		
12	Ht. Angel PD (2,890)		off 1 arr 1 clr 1	1		9	23	98	10	1	8	1	3			26			5	2	2			2	9	8	3	13	4	5		
12	Salem PD Within Marion Co. (80,435)	39	off 5 arr 5 clr 3	41	122	54	1887	5105	264	46	955	203	356		122	1550	119		220	308	16	221	2	69	5	109	606	729	605	1760	114	319
12	Silverton PD (5,240)		off 1 arr 1 clr 1			20	49	195	6		2	23			1	100	1		8	11	10		1	7	83	38	29	69	8	9		
12	Stayton PD (4,530)		off 1 arr 1 clr 1	1		21	65	245	8	2	16	4	29		1	166	4		8	37	27	2	8	6	41	39	51	161	5	21		
12	Turner PD (1,120)		off 1 arr 1 clr 1	1		16	22	80	5	1	10	1	9		1	79	4		4	16	15	2	8	5	41	39	47	137	5	18		
12	Woodburn PD (11,230)	3	off 1 arr 1 clr 1	1	5	86	200	785	33	3	65	25	62	1	3	244	8	1	21	63	2	46	15	1	19	156	156	99	209	2	71	
12	State Police	11	off 1 arr 1 clr 1	7	3	30	77	275	32	31	29	79	34		2	30	13	5	50	163	12	140	11	1	2	688	101	5	142	1	3	
12	O.L.C.C.		off 1 arr 1 clr 1			2	10	149	8	2	18	16	5		1	17	10		3	157	12	135	10		1	688	101	5	74		99	
	MARION COUNTY TOTAL (207,350)	62	off 7 arr 7 clr 4	69	187	624	3407	9403	540	104	1276	355	620	1	149	3193	174	7	426	690	36	525	6	123	10	236	2152	1220	1027	3454	136	679
	SALEM PD TOTAL (91,400)	40	off 5 arr 5 clr 3	44	126	55	2019	5414	278	52	1024	211	364		124	1705	126	1	239	334	16	235	2	81	5	120	644	826	632	1841	116	336
	Marion and Polk Co		off 1 arr 1 clr 1	18	87	560	356	1525	92	18	212	84	114		115	217	77	1	78	323	26	230	67	1	17	630	417	220	806	129	153	
			off 1 arr 1 clr 1	14	49	37	206	1268	48	13	744	74	121		94	247	125	1	75	275	10	216	49	2	23	640	370	228	885	116	249	

PART I - INDEX OFFENSES, CLEARANCES & ARRESTS
1982

PART II OFFENSES, CLEARANCES & ARRESTS

DRUG ABUSE

MONTHS OF REPORTING	AGENCY	OFFICER	ASSAULT	PART I - INDEX OFFENSES, CLEARANCES & ARRESTS										PART II OFFENSES, CLEARANCES & ARRESTS																				
				011	02	03	04	05	06	07	09	042	10	11	12	13	14	15	16	17	18	181	182	183	184	19	20	21	22	24	26	28	29	
				MURDER	FORCIBLE RAPE	ROBBERY	AGGRAVATED ASSAULT	BURGLARY	LARCENY	MOTOR VEHICLE THEFT	ARSON	OTHER ASSAULTS	FORGERY & COUNTERFEIT	FRAUD	EMBEZZLEMENT	STOLEN PROPERTY	VANDALISM	WEAPONS	PROSTITUTION	OTHER SEX OFFENSES	DRUG TOTAL	NARCOTIC	MARIJUANA	SYN. NARCOTIC	DANG. DRUGS	CAMBLING	FAMILY OFFENSES	DUII	LIQUOR LAWS	DISORDERLY CONDUCT	ALL OTHER (Except Traffic)	CURFEW & LOITERING	RUNAWAY JUVENILE	
12	POLK CO SO (16,005)		off arr clr	1 1 1	4 4 1	5 4 1	17 33 7	169 26 28	326 46 43	32 15 16	2	71 14 48	17 1 2	123 23 56	1	4 4 1	148 28 8	6		15	25		25			3	14	98	13	16	382	1	63	
12	Dallas PD (8,770)		off arr clr	1 2 3	3 2 1	1 1 1	11 35 6	132 25 40	339 85 136	10 10 10	5	87 13 70	19 7 6	112 35 115			202 34 77	13 6 13		24	40		36	1	3	20	99	58	49	157	19	40		
12	Independence PD (3,940)		off arr clr			4 2 2	52 23 23	84 30 20	261 36 31	11 7 3		14 9 11	12 2 3	31 1 3			123 16 14	7 3 3		11	20		14		6	2	14	76	43	85	147	8	13	
12	Monmouth PD (5,380)		off arr clr		5 1 4	2 1 5	7 9 16	72 28 41	175 44 41	5 1 3		12 7 10	4 4 10	169 14 105			65 7 9	2 1 2		8	18		11		2	4	1	42	33	5	49	15	16	
12	Salem PD Within Polk Co. (10,965)		off arr clr		3 4 1	4 3 2	1 32 9	132 18 9	309 41 33	14 4 3	6	69 19 51	8 4 4	8 3 4			155 13 15	7 4 7		19	26		14				11	38	97	27	81	2	17	
12	State Police		off arr clr			1 5 1	11 5 1	11 5 2	11 6 2			1 1 1		1			1			1	19		19					32	10		4		1	
12	O.L.C.C.		off arr clr											2																	4			
	POLK COUNTY TOTAL (45,060)		off arr clr	1 2 1	15 3 9	16 13 6	89 137 42	600 132 113	1421 258 286	72 30 32	22	254 63 191	60 14 15	446 76 277	1	11	694 98 143	35 22 31	2	78	148		119	3	25	5	60	385	254	182	824	45	150	
12	YAMHILL CO SO (20,140)		off arr clr		5 2 2	9 6 2	60 36 24	176 38 29	306 61 38	28 10 12	5	31 23 16	10 6 6	78 7 31			197 24 25	7 4 5		12	69		63		4	19	10	150	117	29	777	1	52	
5	Amity PD (1,050)		off arr clr					1		3		1				3															4			
12	Carlton PD (1,275)		off arr clr				2 2 2	7 3 6	30 5 6			2 2 2					8 1 3											6	1	2	4		2	
12	Dayton PD (1,375)		off arr clr			1 1 1	5 1 2	12 3 2	3 3 1	3		1 2 1	2 1 1	4			1 1 1											16	1	1	2		1	
12	Dundee PD (1,275)		off arr clr				2 3 2	17 3 4	33 6 6	1		2 2 2	4 4 3	9			9 1 5	1		2	2		2					15	1	7	15	2	3	
12	Lafayette PD (1,225)		off arr clr																															
12	McMinnville PD (14,610)		off arr clr		3 1 6	9 6 7	17 31 7	222 25 37	798 208 309	30 2 23	5	164 14 125	8 3 5	73 8 53	1	6	330 16 174	13 6 13		59	64		49		11	1	31	133	236	114	481	14	95	
12	Newberg PD (10,950)		off arr clr		2 1 8	2 1 8	100 18 16	310 108 114	17 9 8	8 6 3		38 9 30	21 12 15	18 2 11			88 27 21	11 10 11		10	23		17	2	3		2	89	92	22	36	9	8	
12	Sheridan PD (2,200)		off arr clr		1 1 1	2 3 2	2 7 9	41 11 18	88 11 18	2 1 1		11 2 1	2 1 20	40			58 9 9			3	1		2					4	26	4	16	36	5	4
12	Willamina PD (1,800)		off arr clr				7 10 4	26 8 18	91 22 18	1 1 1		14 4 13	3 1 1	8 1 1			35 1 3	3 1 1		3	4		2		2		1	3	6	1	22		10	
8	Yamhill PD (675)		off arr clr					2	2								1			1														
12	State Police		off arr clr		1		2	5	12	5	2	3	5				5	1		4	18		18					188	21	3	9		2	
12	O.L.C.C.		off arr clr				1	2	10	3		4	1				5	1			14		14					188	21	3	5		1	
	YAMHILL COUNTY TOTAL (56,575)		off arr clr	1 1 1	13 2 2	23 13 8	100 105 50	601 101 98	1682 434 513	87 30 46	21	266 61 191	55 29 31	235 19 123	6	18	734 83 243	36 24 32		94	180		151	2	20	21	48	629	481	195	1405	30	176	

CONTINUED

1 OF 3

PART I - INDEX OFFENSES, CLEARANCES & ARRESTS
1982

PART II OFFENSES, CLEARANCES & ARRESTS
DRUG ABUSE

MONTHS OF REPORTING	AGENCY	OFFICER	PART I - INDEX OFFENSES, CLEARANCES & ARRESTS																	PART II OFFENSES, CLEARANCES & ARRESTS												
			011	02	03	04	05	06	07	09	042	10	11	12	13	14	15	16	17	18	181	182	183	184	19	20	21	22	24	26	28	29
			MURDER	FORCIBLE RAPE	ROBBERY	AGGRAVATED ASSAULT	BURGLARY	LARCENY	MOTOR VEHICLE THEFT	ARSON	OTHER ASSAULTS	FORGERY & COUNTERFEIT	FRAUD	EMBEZZLEMENT	STOLEN PROPERTY	VANDALISM	WEAPONS	PROSTITUTION	OTHER SEX OFFENSES	DRUG TOTAL	MARCOTIC	MARIJUANA	SYN. MARCOTIC	DANC. DRUGS	GAMBLING	FAMILY OFFENSES	DWI	LIQUOR LAWS	DISORDERLY CONDUCT	ALL OTHER (Except Traffic)	CURFEW & LOITERING	RUNAWAY JUVENILE
12	BENTON CO SO (24,040)	2	off arr clr	1 2 2	3 1 2	2 1 10	19 25 42	176 61 42	289 42 34	22 14 9	5	52 12 31	6 3 10	20 3		189 27 39	13 4	31	55 46 51	8 38 9	49 38 38		6		11	115 112 111	27 23 22	17 3 6	200 55 50	4 4 4	194 44 116	
12	Corvallis PD (42,440)	4	off arr clr	1 1 6	9 3 11	25 13 17	55 63 17	390 80 81	1774 56 333	78 35 34	2	154 18 74	42 21 20	89 16 32	2	10 5 3	562 37 41	19 6 13	68 12 12	50 25 39	2 1 1	41 23 34		7	2	181 180	64 54	37 37	84 60	32 19	95 34 62	
12	Honroe PD (470)		off arr clr				1	8	14	4		2	10		1	19	1		2						2	1			5			
12	Ore.St.Univ.PD		off arr clr		1	1	4	41	371	2	1	5	1	11		7	125			14	3		3				6	3	4	26		
12	Philomath PD (2,650)		off arr clr				7	31	84			27	8	29		1	25	1		7		7			2	20	19	7	48			5
12	State Police	4	off arr clr			1	6	5	16	3		5	3	8		1	9	1		85	9	68		8	2	187	21	6	7			1
12	O.L.C.C.		off arr clr									5	1	3			6			81	7	66		8		187	21	5	3			1
	BENTON COUNTY TOTAL (69,600)	10	off arr clr	1 2 8	13 5 11	29 14 42	91 100 133	651 146 422	2548 445 138	109 58 46	8	247 56 138	60 25 31	170 27 64	2	20 8 8	929 93 96	35 14 22	113	202 137 179	11 11 17	170 123 146		21	58	515 507 505	136 133 117	159 57 56	690 184 170	25 36 23	295 87 184	
12	LINCOLN CO SO (18,375)	5	off arr clr	4 3 2	5 4 2	12 22 5	167 34 28	283 29 30	16 2 6	3		43 22 30	6 2 2	14			70 23 20	2		13	23 18 19	18 15 4	4 2 4	1	8	94	22	5	42			31
12	Lincoln City PD (5,800)	8	off arr clr	1 2 1	7 5 2	11 25 9	129 27 19	169 61 63	22 1 3	1		60 7 48	1 8 10	37			63 12 27	10		9	10 9 9	9		1	2	61	9	13	24			13
12	Newport PD (7,850)	7	off arr clr	3 2 3	15 7 5	42 59 40	145 53 45	481 189 194	33 12 22	5		78 30 67	26 7 19	146		1	157 48 47	2	1	11	14 22 14	14 19 14			9	290	27	31	59	9		46
12	Toledo PD (3,215)	3	off arr clr			1	40	38	76	4		12	24				65	2		3	27	4	17	1	5	5	87	29	27	42	15	13
12	Waldport PD (1,360)	4	off arr clr		1	2	25	30	3		9	1	2	1			19	1		2	11	10			1		16	3	4	12		4
12	State Police	6	off arr clr	1	6	1	8	71	139	14	1	14	25	8	1		29	3		9	106	102	1	3	1	295	21	3	18			3
12	O.L.C.C.		off arr clr														4			1									6			56
	LINCOLN COUNTY TOTAL (36,600)	33	off arr clr	1 7 6	14 19 10	29 151 96	115 163 114	575 337 336	1178 92 38	10 4 2		204 81 162	71 13 31	235 29 102	2	1	403 120 129	20 9 18	1	47	191 125 174	4 2 4	170 116 158	6 5 5	11	2	843 831 843	117 142 111	83 59 78	253 122 137	24 9 24	110 52 84

PART I - INDEX OFFENSES, CLEARANCES & ARRESTS
1982

PART II OFFENSES, CLEARANCES & ARRESTS
DRUG ABUSE

MONTHS OF REPORTING	AGENCY	OFFICER ASSAULT	PART I - INDEX OFFENSES, CLEARANCES & ARRESTS									PART II OFFENSES, CLEARANCES & ARRESTS																						
			011	02	03	04	05	06	07	09	042	10	11	12	13	14	15	16	17	18	181	182	183	184	19	20	21	22	24	26	28	29		
			MURDER	FORCIBLE RAPE	ROBBERY	AGGRAVATED ASSAULT	BURGLARY	LARCENY	MOTOR VEHICLE THEFT	ARSON	OTHER ASSAULTS	FORGERY & COUNTERFEIT	FRAUD	EMBEZZLEMENT	STOLEN PROPERTY	VANDALISM	WEAPONS	PROSTITUTION	OTHER SEX OFFENSES	DRUG TOTAL	MARIJUANA	MARIJUANA	STR. MARIJUANA	DANG. DRUGS	GAMBLING	FAMILY OFFENSES	DUII	LIQUOR LAWS	DISORDERLY CONDUCT	ALL OTHER (Except Traffic)	CURFEW & LOITERING	RUNAWAY JUVENILE		
12	LINN CO SO (43,955)	7	off arr clr	7 2 1	5 2 2	26 74 21	447 105 84	841 133 195	58 27 28	8 1 2	159 43 146	23 6 11	60 5 33		2 8 1	335 58 98	60 3 47		63 16 38	159 110 135	16 12 14	134 96 114	2 2 1	7 2 6		48 5 41	100 98 100	69 105 68	11 10 11	441 174 354	2 1 2	157 80 160		
12	Albany PD (27,625)	11	off arr clr	4 3 3	8 4 5	21 7 5	22 11 15	457 115 99	1030 465 416	54 21 20	8 6 4	285 164 224	116 29 78	82 14 49		1 6 7	193 65 71	16 3 16		48 15 19	62 24 45	5 4 37	45 18 37		12 2 4	50 149 149	149 131 130	62 75 60	369 246 291	135 94 135	71 33 70			
12	Lebanon PD (10,350)	4	off arr clr	7 2 3	9 1 2	19 24 13	128 26 26	596 168 185	16 5 5	7 2 2	63 13 49	45 7 44	19 7 46		1 1 1	258 21 49	6 5 5		14 1 3	54 29 38	3 1 1	34 25 31	1 16 6		2 2 6	62 61 62	44 55 42	24 22 23	106 17 56	19 9 19	35 23 31			
12	Sweet Home PD (6,920)	3	off arr clr	2 1 1	1 1 1	15 40 10	118 19 29	285 69 68	15 5 2	3 3 2	60 11 45	4 11 1	94 25 60		3 6 3	138 40 45	4 5 4	1 5 7	18 5 7	24 27 22	1 2 1	23 25 21			15 1 3	80 74 80	47 61 44	7 18 7	105 27 43	1 5 1	25 5 19			
12	State Police	9	off arr clr	1 1 1	1 1 1	3 15 8	29 58 16	12 23 10	5 13 5	4 2 2	20 11 16	5 1 2	9 3 3		9 1 7	9 7 5	9 6 8		3	89 76 86	5 2 5	72 67 71			12 7 10		591 591 591	23 23 23	7 9 7	13 6 10	1 1 1	19 11 1		
12	O.L.C.C.		off arr clr										6												3				7			35		
	LINN COUNTY TOTAL (83,850)	34	off arr clr	5 3 3	25 9 10	39 15 10	97 163 67	1179 281 245	2810 858 874	155 71 60	30 12 10	587 242 480	193 43 136	270 47 192		7 16 6	933 191 268	95 22 80	1 37 67	146 266 326	30 21 25	308 231 274	3 3 1	47 14 26		3 115 63	982 969 982	321 373 310	111 134 108	1069 470 757	158 105 158	289 152 281		

District 5		PART I - INDEX OFFENSES, CLEARANCES & ARRESTS 1982											PART II OFFENSES, CLEARANCES & ARRESTS DRUG ABUSE																			
MONTHS OF REPORTING	AGENCY	OFFICER ASSAULT	011	02	03	04	05	06	07	09	042	10	11	12	13	14	15	16	17	18	181	182	183	184	19	20	21	22	24	26	28	29
			MURDER	FURCIBLE RAPE	ROBBERY	AGGRAVATED ASSAULT	BURGLARY	LARCENY	MOTOR VEHICLE THEFT	ARSON	OTHER ASSAULTS	FORGERY & COUNTERFEIT	FRAUD	ESPIONAGE	STOLEN PROPERTY	VANDALISM	WEAPONS	PROSTITUTION	OTHER SEX OFFENSES	ERIC TOTAL	NARCOTIC	MARIJUANA	SYM. NARCOTIC	DANG. DRUGS	CASINO	FAMILY OFFENSES	DUII	LIQUOR LAWS	DISORDERLY CONDUCT	ALL OTHER (Excl. Traffic)	CURFEW & LOITERING	RUNAWAY JUVENILE
12	LANE CO SO (102,595)	10	off arr clr	4 2 2	24 7 12	26 9 10	29 8 12	942 76 131	1663 163 228	90 17 27	9 11	243 90 117	16 3 2	35 3 12		510 43 69	7 2 4	1 3 4	59 46 50	71 4 61	4 1 1	2 4 1		22 2 2	97 93 97	34 27 32	32 29 20	529 102 133	9 9 9	244 50 230		
12	Coburg PD (685)		off arr clr					10 4 4	37 6 7	1 1 3		7 1 4	1 1 3		11 1 1	1 1 1	12 6 1		1 1 1					4 1 1	14 14 14		4 4 4	16 16 16			3 1 2	
12	Cottage Grove PD (7,190)		off arr clr	1 1 2	7 12 3	7 12 3	68 16 34	393 75 21	17 4 3	2 1 1		49 6 31	9 2 4	18 1 1	2 1 1	132 9 16	4 2 2		9 2 6	23 14 22		22 13 21	1 1 1		6 1 1	54 48 54	39 38 39	16 13 16	45 45 25	32 33 32	30 15 24	
12	Creswell PD* (1,870)		off arr clr	1 3 1	3 3 2	2 2 2	54 9 10	106 13 21	5 1 1			25 7 14	2 3 5	12 3 5		52 1 6	2 2 2		6 6 7	8 6 7					2 1 1	17 17 17	5 2 4	4 1 4	31 5 7	4 2 4	7 4 5	
12	Eugene PD (104,000)	25	off arr clr	6 2 4	22 6 9	149 43 49	163 254 89	1910 229 374	6933 1410 1443	330 71 85	43 26 19	569 51 345	262 43 157	354 96 174	2 41 34	1264 121 160	88 75 83	224 47 68	347 334 339	12 11 10	316 305 314	1 4 1	18 14 14		29 6 10	380 364 380	548 755 546	309 287 278	1321 1027 784	41 29 61	259 95 212	
12	Florence PD (4,375)	1	off arr clr	1 2 1	2 1 1	22 1 18	60 13 8	194 57 45	3 5 1	1 1 1		22 14 16	8 1 2	7 2 2		78 32 22	1 1 1		4 2 2	29 49 23	4 4 2	24 44 21	1 1 1		6 1 1	119 118 119	15 38 13	7 7 7	88 33 42	5 5 5	4 13 2	
12	Junction City PD (3,170)	2	off arr clr		1 2 1	2 16 7	53 19 31	151 50 7	11 7 3	5 2 2		14 10 6	5 12 3	19 3 7		62 20 9	2 1 1		3 3 2	5 3 1	2 2 1	2 8 1	2 1 1	1 1 1	6 4 4	47 29 47	15 15 15	85 85 85	16 16 16	9 9 9		
12	Oakridge PD (3,560)		off arr clr			1 2 1	42 17 16	78 25 28	2 2 2			6 2 4	2 2 1	1 1 1		33 9 8	2 5 2		2 8 3	7 7 7					1 1 1	53 51 53	20 5 1	1 5 1	13 40 10		1 1 1	
12	Springfield PD (40,850)	3	off arr clr	2 3 20	35 16 17	59 21 27	37 112 27	989 260 146	2093 628 516	111 33 27	17 3 2	223 20 178	91 40 62	127 68 49		40 47 40	480 28 65	34 28 34	120 43 66	225 193 226	11 11 13	197 171 199	3 1 1	14 10 13	4 5 2	76 8 53	290 434 290	85 84 77	595 192 301	213 165 213	170 96 155	
12	Veneta PD* (2,355)	2	off arr clr	1 1 1	5 4 2	9 38 7	115 26 18	205 35 36	15 2 4			51 19 24	1 1 1	1 1 1		98 9 14	4 2 4		11 9 1	13 9 10		11 9 9	1 1 1		1 1 1	24 21 24	3 5 3	1 2 1	66 14 20	5 4 5	37 11 32	
12	State Police	16	off arr clr	2 1 1	10 4 5	5 4 2	38 36 24	165 63 20	319 83 34	44 22 14	15 8 4	48 21 37	57 6 18	29 2 8	1 6 4	63 45 23	17 20 17		27 6 4	395 275 378	25 12 24	332 250 316	8 5 8	30 8 30		833 834 833	106 102 106	10 18 10	43 39 33	2 1 2	6 12 2	
12	O.L.C.C.		off arr clr																								36 23 27	1 4	108 4			
	LANE COUNTY TOTAL (270,650)	62	off arr clr	14 10 8	98 33 46	256 82 82	317 467 187	4408 728 746	12172 2545 2480	629 161 169	92 42 27	1257 241 775	454 105 248	625 182 274	4 1 1	85 105 352	2782 134 148	15 5 2	473 122 167	1117 965 1058	57 39 51	974 872 935	16 12 12	70 42 60	5 5 2	152 17 67	1928 1473 1928	1052 461 414	470 1582 1372	2899 264 327	769 311 672	

*Creswell and Veneta PD reports submitted by Lane Co. Sheriff's Office

District 6		PART I - INDEX OFFENSES, CLEARANCES & ARRESTS 1982																	PART II OFFENSES, CLEARANCES & ARRESTS DRUG ABUSE													
MONTHS OF REPORTING	AGENCY	OFFICER	01	02	03	04	05	06	07	09	042	10	11	12	13	14	15	16	17	18	181	182	183	184	19	20	21	22	24	26	28	29
			MURDER	FORCIBLE RAPE	ROBBERY	AGGRAVATED ASSAULT	BURGLARY	LARCENY	MOTOR VEHICLE THEFT	ARSON	OTHER ASSAULTS	FORGERY & COUNTERFEIT	FRAUD	EMBEZZLEMENT	STOLEN PROPERTY	VANDALISM	WEAPONS	PROSTITUTION	OTHER SEX OFFENSES	DRUG TOTAL	MARIJUANA	SYN. NARCOTIC	DANG. DRUGS	GAMBLING	FAMILY OFFENSES	DUII	LIQUOR LAWS	DISORDERLY CONDUCT	ALL OTHER (Except Traffic)	CURFEW & LOITERING	RUNAWAY JUVENILE	
12	DOUGLAS CO SO (58,355)	2	off arr	7 5	8 6	66 107	475 98	922 151	76 44	2 2	204 53	41 8	110 21		1 1	408 86	16 9		55 28	227 181	5 161	196 19	1 1	25 19		22 6	189 188	84 136	45 53	457 107	7 5	81 12
12	Canyonville PD (1,260)		off arr			6 4	12 11	41 11	2 2	1 1	3 1	1 1	20 3		3 3	18 4	1 1		2 1	10 7	4 5	137 2	18 2			16 15	4 5	4 1	12 5		6 1	
12	Myrtle Creek PD (3,235)		off arr		1 3	6 11	56 17	129 38	4 1		16 5	4 18	62 2	2 1	1 3	54 15	2 1		7 3	3 5	3 5				3 2	26 26	25 32	17 20	45 40	2 2	7 7	
12	Oakland PD (860)	1	off arr			2 2	3 2	10 1		1 1	4 4	2 2				4 4	5 4			4 4	4 4					13 13	11 11	6 4	6 20		1 1	
12	Reedsport PD (4,880)		off arr	2 1	1 7	48 17	177 5	10 32	3 4	3 1	42 8	15 1	14 4			93 23	6 5		24 1	15 11	17 10	14 10	1 1		3 3	39 40	33 67	11 9	56 14		11 7	
12	Roseburg PD (15,880)	14	off arr	1 2	14 8	21 70	268 57	874 332	64 20	6 2	142 31	34 12	87 23		1 6	250 27	9 4		41 11	36 25	33 23	3 2			4 1	252 244	27 26	20 27	244 81	2 2	27 3	
12	Sutherlin PD (4,350)		off arr		1 5	62 9	143 18	8 1	2 1	2 1	16 2	9 4	117 11	1 1	1 1	84 16	1 2		16 6	3 1	3 1	2 1		1 1	4 4	37 35	3 6	5 8	33 10		4 2	
12	Winston PD (3,230)	4	off arr	1 1		1 19	46 8	124 31	4 5		33 4	14 5	121 3		1 1	52 6	1 1		8 2	6 8	3 4	3 4	3 4			2 1	32 32	9 8	9 12	35 16	7 3	
12	State Police	7	off arr	1 18	3 4	14 10	22 7	77 24	15 17	6 1	14 12	11 1	12 1		3 3	18 7	9 10		28 2	182 104	2 93	129 11			3 3	314 316	34 34	2 5	15 9	2 2	5 2	
12	O.L.C.C.		off arr										19 19																	13 13		59 15
	DOUGLAS COUNTY TOTAL (92,050)	29	off arr	2 2	29 18	28 10	126 98	992 203	2497 638	193 92	20 8	474 120	129 40	564 84	3 17	7 172	45 31	1 181	42 358	486 1317	7 317	2 3	86 37		1 1	41 7	918 905	243 338	115 139	962 302	25 22	149 31
			clr	2 18	10 98	213 662	68 6	340 61	288 2	5 206	36 6								68 293	6 311	76 76				25 25	918 227	95 95	453 453	25 25	116 116		

District 7		PART I - INDEX OFFENSES, CLEARANCES & ARRESTS 1982													PART II OFFENSES, CLEARANCES & ARRESTS DRUG ABUSE																		
MONTHS OF REPORTING	AGENCY	OFFICER ASSAULT	PART I - INDEX OFFENSES, CLEARANCES & ARRESTS									PART II OFFENSES, CLEARANCES & ARRESTS																					
			011	02	03	04	05	06	07	09	042	10	11	12	13	14	15	16	17	18	181	182	183	184	19	20	21	22	24	26	28	29	
			MURDER	FORBIDABLE RAPE	ROBBERY	AGGRAVATED ASSAULT	BURGLARY	LARCENY	MOTOR VEHICLE THEFT	ARSON	OTHER ASSAULTS	FORGERY & COUNTERFEIT	FRAUD	EMBEZZLEMENT	STOLEN PROPERTY	VANDALISM	WEAPONS	PROSTITUTION	OTHER SEX OFFENSES	DRUG TOTAL	NARCOTIC	MARIJUANA	STN. NARCOTIC	DMG. DRUGS	GAMBLING	FAMILY OFFENSES	DWI	LIQUOR LAWS	DISORDERLY CONDUCT	ALL OTHER (Except Traffic)	CURFEW & LOITERING	RUNAWAY JUVENILE	
12	COOS CO SO (25,370)	12	off arr clr	1 1 1	5 5 4	8 87 106	138 50 52	360 52 49	331 12 17	39 3 17	6	29 26 27	4 1 2	57 7 11	1	189 22 31	9 5 9	18 2 4	95 67 78	3 2 3	83 59 68	3 1 2	6 5 5		7 3 4	317 308 317	51 87 50	18 18 17	123 37 48		189 10 15		
12	Bandon PD (2,360)	1	off arr clr		2 4 4	10 17 12	18 14 13	34 3 2	3 3 2			8 10 8	6 1 1		13 6 4	2 2 2			15 17 15	1 2 1	13 14 13	1 1 1	6 1 4		3 2 2	52 49 52	13 15 12	3 3 3	8 6 7		3 1 3		
12	Coos Bay PD (13,710)	4	off arr clr	1 2 3	6 5 4	13 4 4	8 59 46	242 169 185	789 19 29	68 14 1	2	232 115 170	19 5 7	98 20 70	2 6 8	11 53 86	10		37 5 27	70 21 2	2 2 2	59 22 52	5 1 3	4 4 4	33 3 16	410 84 410	97 54 86	346 54 231	462 115 267	45 32 45	62 30 52		
12	Coquille PD (4,350)		off arr clr		2 1 1	2 12 2	34 7 7	117 36 39	3 1 1	3		16 4 8	5 2 1	10 2 1		62 31 22			4 2 2	2 1 1	1 1 1				1 1 1	20 20 20	39 3 6	8 2 6	19 15 6		15 9 2		
12	Eastside PD (1,500)		off arr clr			1 6 2	10 1 2	12 1 2				3 2 1	1		10			1	2 1 2	2 10 2	2 10 2	2 2 2				39 39 39	6 3 6	3 2 2	4 2 3		4 1 2		
8	Lakeside PD * (1,440)		off arr clr			6	3	14 5 4		3 1 1	8				8 5 5				4 4 4	4 4 4	4 4 4				2 1 1	6 6 6	3 4 3	3 7 3	8 4 8		8 4 8		
12	Myrtle Point PD (2,925)	7	off arr clr	3 1 1	1 20 3	3 9 5	36 25 22	70 9 5	3 1 1	1		28 5 26	4	1	26 11 9			1	12 8 11	1 8 11	11 8 11				5 1 2	21 18 21	16 16 16	9 6 9	14 5 9		21 11 14		
12	North Bend PD (9,320)	9	off arr clr		3 1 1	7 5 6	199 36 39	555 259 239	21 3 9	1		80 51 63	13 5 4	25 3 18	2	196 14 26	6 3 6		8 4 6	22 10 20	21 8 19	1 1 1			1 1 1	77 75 77	8 19 8	23 18 22	51 14 28		4 3 4		
12	Powers PD (775)		off arr clr			1 1 1	8 4 8	18 4 8	1 1 1			2 1 1			13 5 3											1 1 1	3 3 3	3 2 4	4 6 4		9 3 4		
12	State Police	4	off arr clr		2 8 4	7 6 3	42 6 3	57 26 5	11 3 1	10 3 1		21 8 16	9 1 2	10 1 1	5	15 7 3	6 4 6		4 3 2	131 86 126	11 5 11	98 73 94			22 8 21	1 1 1	376 376 376	34 32 32	3 3 3	12 14 8		6 3 3	
12	O.L.C.C.		off arr clr																														
	COOS COUNTY TOTAL (61,750)	37	off arr clr	2 1 1	14 4 5	31 13 12	171 159 129	952 185 167	1997 590 564	149 36 60	26 5 3	427 214 328	65 12 24	217 33 112	7 16 11	14 16 189	34 15 33		74 17 27	351 231 317	18 10 17	291 199 262	9 4 6	33 18 31		54 8 27	1321 1299 1321	243 309 228	409 121 292	758 218 410	45 32 45	302 74 102	
12	CURRY CO SO (11,180)	1	off arr clr		2 1 1	1 15 4	119 14 21	215 15 31	24 7 13	5 1		22 12 16	7 3 3	20 6 7		68 5 9	1		9 7 4	18 16 9	18 12 9					4 2 2	24 24 24	13 1 5	6 5 17	42 11 9		24 1 9	
12	Brookings PD (3,420)	1	off arr clr		3 3 3	11 10 10	57 20 13	173 52 53	5 4 3			3 3 3	1 14 12		44 12 12				5 1 5	4 8 3	4 8 3						49 49 49	35 54 35	18 14 17	9 3 5		1 1 1	
12	Gold Beach PD (1,520)	1	off arr clr		1 1 1	3 8 2	2 5 4	31 28 13	97 1 4	2 1 1		18 1 10	4 3 2	30 1 8		41 6 3	2 2 2		3 1 1	2 3 3	2 2 2						28 28 28	6 4 2	2 1 2	11 4 5	7 7 7	1 1 1	
12	Port Orford PD ** (1,080)		off arr clr			1 1 1	3 2 1	13 5 26	26 1 1	1 1 1		1 1 1				14 7 2										1		4 4 4	1 1 1	6 3 3		1 1 1	
12	State Police	1	off arr clr			1 5 4	2 3 4	15 5 4	2 2 1	1 1 1		45 16 31	12 3 5	74 16 27		174 25 29	3 3 3		22 10 11	81 53 59	13 16 12	52 29 36				6 2 2	147 147 147	66 67 60	27 20 24	81 18 34	7 7 7	27 3 12	
	CURRY COUNTY TOTAL (17,200)	4	off arr clr		6 4 5	2 4 1	28 33 17	223 39 40	526 100 106	34 14 17	7 1 1	45 16 31	12 3 5	74 16 27		174 25 29	3 3 3		22 10 11	81 53 59	13 16 12	52 29 36				6 2 2	147 147 147	66 67 60	27 20 24	81 18 34	7 7 7	27 3 12	

*Lakeside PD - Department was disbanded as of 4/1/81
 Reestablished as a department as of 5/1/82
 **Port Orford PD reports were submitted by Curry Co. Sheriff's Office

District 8		PART I - INDEX OFFENSES, CLEARANCES & ARRESTS 1982											PART II OFFENSES, CLEARANCES & ARRESTS DRUG ABUSE																				
MONTHS OF REPORTING	AGENCY	OFFICER ASSAULT	011	02	03	04	05	06	07	09	042	10	11	12	13	14	15	16	17	18	181	182	183	184	19	20	21	22	24	26	28	29	
			MURDER	FORCIBLE RAPE	ROBBERY	AGGRAVATED ASSAULT	BURGLARY	LARCENY	MOTOR VEHICLE THEFT	ARSON	OTHER ASSAULTS	FORGERY & COUNTERFEIT	FRAUD	EMBEZZLEMENT	STOLEN PROPERTY	VANDALISM	WEAPONS	PROSTITUTION	OTHER SEX OFFENSES	DRUG TOTAL	MARIJUANA	SYN. NARCOTIC	DANG. DRUGS	GAMBLING	FAMILY OFFENSES	DUII	LIQUOR LAWS	DISORDERLY CONDUCT	ALL OTHER (Except Traffic)	CURFEW & LOTTERING	RUNAWAY JUVENILE		
12	JACKSON CO SO (58,640)	18	off 5 arr 4 clr 4	10 4 4	9 4 4	51 117 102	425 142 102	955 211 20	48 20 2	9 2 2	315 69 238	23 11 9	330 103 257	1 7 2	4 68 73	422 6 6	11 9 12	2 2 2	82 107 46	147 106 106	5 2 4	136 101 99	1 1 3	5 3 3		14 1 4	300 286 295	57 72 50	129 36 35	491 92 158	22 22 20	172 86 144	
12	Ashland PD (15,180)	5	off arr clr	1 1 1	2 2 1	20 16 8	153 16 32	518 121 121	21 6 5	5 1 1	62 5 23	28 6 21	156 37 83	2 4 2	4 7 31	224 6 6	6 1 12	54 57 63	82 57 63	6 6 3	64 50 53	1 2 7	11 3 7		20 2 3	183 171 183	180 260 160	157 17 25	675 130 142	22 17 20	25 10 9		
12	Butte Falls PD (445)		off arr clr				5 2 2	3 2 2			1 1 1				6 1 1	6 1 1			1 1 1	1 1 1		1 1 1				6 6 6			4 3 3	4 5 3		1 1 1	
12	Central Point PD (6,370)	2	off arr clr	2 2 2	2 2 2	35 25 30	82 26 79	241 72 7	17 6 7	2 2 2	18 18 16	9 1 2	28 2 10		4 2 3	100 20 47	8 1 7	20 15 6	19 22 17	2 2 2	16 13 15	1 1 2			11 2 7	46 44 41	44 53 43	57 19 52	105 23 68	23 25 23	13 1 11		
12	Eagle Point PD (2,800)	1	off arr clr	2 2 1	3 3 1	7 7 1	25 21 15	98 21 3	3 1 1	2 2 1	8 2 5	5 1 15	17 5 15		2 2 6	27 2 7	12 2 7	13 2 4	13 18 4			16 16 1	1 1 1			5 10 12	12 28 12	2 4 1	85 11 84	67 4 50	5 5 5	15 4 12	
6	Gold Hill PD * (895)		off arr clr			7 1 3	15 1 3	1 3 3	1 1 1	1 1 1					1 1 1				2 3 2	2 3 2							2 2 2	1 1 2	2 1 2	3 6 3			
12	Jacksonville PD (1,970)		off arr clr			3 4 3	6 15 21	47 15 21			2 2 2	3 2 5	14 10 5			14 10 5	2 1 2	3 2 3	6 4 5	1 4 5						18 18 18	6 9 6	5 7 5	7 7 7	9 2 9	4 4 3		
12	Medford PD (40,000)	9	off arr clr	1 5 1	12 27 12	45 21 21	44 130 167	813 2624 918	113 981 49	30 25 12	395 99 294	67 20 41	496 80 490	17 28 11	7 28 7	732 125 194	37 34 38	3 1 1	109 229 28	325 15 19	43 15 22	230 197 227	15 3 10	37 14 19		78 14 48	419 411 469	245 184 315	137 305 146	552 305 364	74 149 74	134 38 116	
12	Phoenix PD (2,350)	1	off arr clr			4 6 1	23 14 15	60 2 3	4 2 1	4 1 1	4 1 2	4 1 3	15 1 3		1 4 4	23 4 4			2 1 1	8 5 3	1 5 3	7 5 3				2 25 24	12 10 8	13 1 3	11 1 2	6 3 3			
12	Rogue River PD (1,365)		off arr clr			3 5 2	12 2 7	44 2 7	4 1 2	1 1 2	11 3 6	4 4 3	50 4 9		19 1 3			2 1 1	4 3 1	3 1 1						18 18 18	1 2 1	29 3 8	10 5 8	7 3 4			
12	Shady Cove PD (1,130)		off arr clr			6 2 2	20 1 2	27 2 2	2 2 2	1 3 3	5 3 2	3 2 9	14 9 9		10 2 2			4 3 3	4 3 3							1 1 1	3 3 3	20 1 18	10 7 7	5 1 3			
12	Talent PD (2,580)	2	off arr clr			3 6 3	18 4 3	34 7 5	3 1 2		6 5 6	1 1 1	4 1 2		6 1 1			12 9 12	1 1 2	12 11 11	5 1 1	219 147 204				19 17 19	25 31 25	2 1 2	4 6 4	8 9 8	1 1 1		
12	State Police	10	off arr clr	3 3 1	2 9 25	30 7 4	40 35 23	103 10 8	23 10 8	26 8 1	23 20 20	17 3 9	47 11 23		1 4 1	35 14 12	11 10 11	10 219 11	237 155 219	5 1 3	219 147 204			13 7 12	1 1 1	478 478 478	124 118 124	17 18 16	25 19 17	25 19 17	2 14 14		
12	O.L.C.C.		off arr clr										23 23				2 2									1		12 168 12		104 69			
	JACKSON COUNTY TOTAL (133,725)	48	off arr clr	6 5 5	30 9 18	63 40 25	199 328 148	1629 377 335	4769 1482 1424	239 72 98	81 17 18	849 226 616	164 48 90	1195 240 930	20 42 11	21 276 379	1618 276 379	89 67 84	6 3 3	300 54 103	846 607 707	64 23 32	697 549 624	18 7 10	67 28 41	2 19 69	132 1489 1548	1528 1137 745	709 295 409	657 597 902	2068 597 902	163 238 159	385 165 307
12	JOSEPHINE CO SO (43,960)	7	off arr clr	1 2 4	4 11 4	10 87 146	167 95 111	509 154 337	968 20 32	9 8 3	161 46 138	45 9 24	223 31 202		13 3 6	535 71 224	44 11 34	1 10 25	49 353 379	541 10 29	432 236 297	1 2 53	76 107 53			46 35 35	147 147 147	146 135 135	140 25 114	849 58 628	20 11 20	151 66 138	
12	Grants Pass PD (15,040)	4	off arr clr	5 2 2	19 17 11	17 58 14	298 54 53	1233 378 402	48 10 12	2 2 1	177 14 113	53 11 32	214 29 94		4 3 4	428 50 143	18 7 18	1 8 15	32 8 97	101 68 97	2 63 1	91 89 89			8 5 7	17 3 10	316 307 318	165 177 160	49 26 42	524 74 388	128 111 127	115 64 118	
12	State Police	3	off arr clr	1 2 1	1 5 1	1 6 1	14 5 1	38 19 4	7 6 1	20 1 2	11 6 8	3 2 6	20 2 6		3 3 2	17 6 4	12 9 12	6 3 4	255 137 226	23 6 13	195 118 178	1 1 1	36 13 34			1 1 1	303 303 303	14 13 14	2 3 2	11 6 9	8 2 4		
12	O.L.C.C.		off arr clr										9 9														2 19 2		29 16				
	JOSEPHINE COUNTY TOTAL (59,000)	14	off arr clr	1 6 3	10 33 16	30 151 161	185 154 165	821 551 743	2239 36 45	31 9 5	349 66 259	101 22 56	466 62 311		20 9 12	980 127 371	74 27 64	2 21 54	87 558 702	897 16 43	718 417 564	2 1 1	120 125 94	1 5 46	64 757 768	327 371 311	191 54 158	1413 138 1041	148 122 147	274 132 260			

*Gold Hill PD - New agency, not established until 7/1/82

District 9

PART I - INDEX OFFENSES, CLEARANCES & ARRESTS
1982

PART II OFFENSES, CLEARANCES & ARRESTS
DRUG ABUSE

MONTHS OF REPORTING	AGENCY	OFFICER ASSAULT	PART I - INDEX OFFENSES, CLEARANCES & ARRESTS										PART II OFFENSES, CLEARANCES & ARRESTS																				
			011	02	03	04	05	06	07	09	042	10	11	12	13	14	15	16	17	18	181	182	183	184	19	20	21	22	24	26	28	29	
			MURDER	FORCIBLE RAPE	ROBBERY	AGGRAVATED ASSAULT	BURGLARY	LARCENY	MOTOR VEHICLE THEFT	AFSON	OTHER ASSAULTS	FORGERY & COUNTERFEIT	FRAUD	EMBEZZLEMENT	STOLEN PROPERTY	VANDALISM	WEAPONS	PROSTITUTION	OTHER SEX OFFENSES	DRUG TOTAL	NARCOTIC	MARIJUANA	SYN. NARCOTIC	BARC. DRUGS	GAMBLING	FAMILY OFFENSES	DUII	LIQUOR LAWS	DISORDERLY CONDUCT	ALL OTHER (Except Traffic)	CURFEW & LOTTERING	RUNAWAY JUVENILE	
12	HOOD RIVER CO SO (11,500)		off arr clr	2 1 2	2	3	8 19 3	122 13 23	271 22 18	19 10 8	4 2 1	38 5 23	11 1 7	13 3 7		1 1 1	87 7 17	2 1 1	2 1 1	10 6 4	18 13 13	1 1 1	14 11 11	1 1 1	2 1 1		3 55 55	55 4 7	1 10 10	8 20 16	37 20 16	1 5 1	
12	Hood River PD (4,370)		off arr clr		1	18 20 13	46 10 11	231 91 99	8 3 8	3 2 2	13 7 8	12 7 7	6		1	98 23 28	1 1 1		11 6 6	16 31 13	15 30 12	1 1 1			1 1 1	132 129 132	7 21 7	2 10 2	7 14 4	2 2 2	1 1 1		
12	State Police		off arr clr			4 1 1	7	14 2 1	1 1 1		5 5 3	4 1 2	4 1 2			6 4 1			1 1 1	11 10 11	11 10 11			1 4 1		112 112 112	10 10 10	1 1 1	2 3 2		4		
12	O.L.C.C.		off arr clr																														
	HOOD RIVER COUNTY TOTAL (15,870)	1	off arr clr	2 1 2	2 3 1	4 40 17	30 23 34	175 115 118	516 14 16	28 4 4	7 4 3	56 17 34	23 1 14	23 4 10		1 2 1	191 34 46	3 2 2	2 2 2	27 12 10	45 54 37	1 1 1	40 51 34	1 2 2	3 4 1	299 296 299	20 35 18	10 21 9	52 37 23	2 2 2	2 10 2		
12	SHERMAN CO SO (2,210)		off arr clr		1	1	7 2 2	33 4 2	5 2 3	1	4 2 3	1				5 2 1	1 1 1			2 2 2	2 2 2					2 1 1	8 8 8				14 14 8		
12	State Police		off arr clr		1	1	3	11 7 4	2 1 1	1	2 1 1	5 1 1	1			1			1 1 1	5 5 5	5 5 5					32 32 32	1 1 1			3 2 3			
12	O.L.C.C.		off arr clr																														
	SHERMAN COUNTY TOTAL (2,210)		off arr clr		2 1 1	1 3 1	10 4 2	44 8 4	7 5 4	2 1 4	6 2 4	6 1 1	1			6 2 1	1 1 1		1 1 1	7 7 7	7 7 7				2 1 1	40 40 40	4 1 4			19 16 12			
12	WASCO CO SO (10,834)		off arr clr	1 1 1		5 1 8	17 22 17	90 15 23	194 13 26	3 1 7	64 25 42	4 1 1	4			2 1 14	81 10 14	4 1 4		17 4 11	15 15 12	4 2 4	9 11 6			4 200 203	29 28 25	8 6 6	60 20 19		1		
3	Rajneeshpuram PD* (606)		off arr clr	No crimes reported by Rajneeshpuram PD for 1982																													
12	The Dalles PD (11,260)		off arr clr		2	8	31 37 26	175 20 18	664 159 143	44 16 15	1	88 46 63	13 2 2	50 14 14		3 2 3	299 25 38	19 9 18		25 12 14	13 7 12	1 1 1	10 6 10			8 1 1	180 177 180	39 44 36	64 47 55	126 78 71	3 3 3	29 20 14	
12	State Police		off arr clr		1	3	2 1	3 3	20 13 5	7 2 3	8 5 8	2 3 2	3 3 3			9 1 1	3 2 3			7 108 6	19 54 19	68 6 68			21 9 21		221 222 221	9 11 9	2 2 2	8 30 4		6	
12	O.L.C.C.		off arr clr																														
	WASCO COUNTY TOTAL (22,700)	13	off arr clr	1 1 1	3 1 1	13 4 4	50 60 32	268 38 35	878 195 174	66 31 35	4 1 1	160 76 113	19 5 4	57 17 17		5 3 4	389 36 53	26 12 25		49 16 31	136 86 132	24 9 24	87 66 84			25 11 1	12 599 604	82 96 74	72 55 61	215 128 98	3 3 3	29 27 14	

*Rajneeshpuram PD not established until 10/1/82

District 10		PART I - INDEX OFFENSES, CLEARANCES & ARRESTS 1982										PART II OFFENSES, CLEARANCES & ARRESTS DRUG ABUSE																					
MONTHS OF REPORTING	AGENCY	OFFICER ASSAULT	011	02	03	04	05	06	07	09	042	10	11	12	13	14	15	16	17	18	181	182	183	184	19	20	21	22	24	26	28	29	
			MURDER	FORCIBLE RAPE	ROBBERY	AGGRAVATED ASSAULT	BURGLARY	LARCENY	MOTOR VEHICLE THEFT	ARSON	OTHER ASSAULTS	FORGERY & COUNTERFEIT	FRAUD	EMBEZZLEMENT	STEALEN PROPERTY	VANDALISM	WEAPONS	PROSTITUTION	OTHER SEX OFFENSES	DRUG TOTAL	MARIJUANA	SYN. NARCOTIC	DANG. DRUGS	CAMBLING	FAMILY OFFENSES	INJURY	LIQUOR LAWS	DISORDERLY CONDUCT	ALL OTHER (Except Traffic)	CURFEW & LOITERING	RUNAWAY JUVENILE		
12	CROOK CO SO (7,650)	1	off arr clr		2 3 3	4 3 3	73 12 8	124 25 27	3 1 1		21 9 17	5 2 1	24 1 1		1 7 10	62 7 10			25 3 18	8 6 8		7 5 7		1 1 1		4 2 2	11 11 11	13 16 13	1 3 1	49 6 17		13 9 11	
12	Prineville PD (5,250)	5	off arr clr		2 10 7	10 24 14	60 203 48	203 64 1	1 1 1		60 22 25	23 8 17	143 18 26		1 1 7	119 16 17			3 10 3	23 20 20	1 1 1	22 20 19				3 1 2	49 73 49	38 8 29	6 8 6	158 136 123	12 6 12	30 22 21	
12	State Police		off arr clr		1 4 1	2 4 4	23 13 5	1 4 1	2 1 1		3 2 2					7 1 1				31 20 31		31 20 31					26 26 26	16 16 16		4 4 4		2 3 3	
12	O.L.C.C.		off arr clr													1 1 1											7					10 2	
	CROOK COUNTY TOTAL (12,900)	6	off arr clr		4 3 2	16 31 11	135 306 22	350 102 80	12 5 3	3 2 2	84 31 46	28 8 17	168 19 38		1 1 2	188 23 27	3 2 2		35 6 21	62 46 59	1 1 1	60 45 57				7 1 4	86 84 86	67 112 58	7 11 7	220 166 145	12 6 12	43 33 32	
12	DESCHUTES CO SO (39,205)	8	off arr clr	3 1 3	2 1 1	1 9 5	367 689 94	689 22 19	5 5 1		86 12 62	8 2 3	71 4 17	1 1 3	3 1 2	173 34 22			17 5 12	41 23 34	5 4 4	35 18 29				10 2 2	95 15 95	30 12 27	14 12 12	55 60 35		10 11 9	
12	Bend PD (17,800)	12	off arr clr	1 2 1	8 4 3	16 36 27	201 1064 63	52 417 400	10 3 5		170 83 128	30 11 14	136 3 76	2 1 1	8 12 8	296 85 96	35 27 35		1 1 1	36 18 19	152 130 141	13 9 11	126 99 118	1 2 1	12 20 11	2 1 2	6 3 4	424 245 424	184 20 16	16 71 121	2 2 2	3 4 3	
12	Redmond PD (6,615)	4	off arr clr		5 1 3	9 24 4	82 371 118	17 10 7	2 1 1		44 8 35	7 3 3	25 2 3		1 1 1	118 20 21	2 2 2		16 7 12	26 25 21		22 25 20				5 199 200	33 41 32	13 16 12	51 25 32		1 6 6		
12	Sisters PD (730)		off arr clr			2 7 2	39 5 1	2 1 1			1 2 1	1 1 7				3 3 1											1 1 1	1 1 1	2 1 1			1 2 1	
12	State Police	4	off arr clr		10 3 6	2 7 3	41 15 7	56 19 12	13 7 4	3 2 2	13 3 9	2 1 2	8 2 2		2 2 7	20 13 7	2 1 2		16 4 8	111 69 107	13 3 10	82 61 81					171 171 171	46 46 46	2 4 2	16 23 15		4 4 4	
12	O.L.C.C.		off arr clr													8 6 6												16 13 8			51 18		
	DESCHUTES COUNTY TOTAL (66,350)	28	off arr clr	4 3 4	20 9 9	24 103 11	61 196 39	699 653 159	2219 72 614	133 13 55	20 13 234	314 108 22	47 18 22	251 18 102	3 15 2	12 152 147	39 31 39	1	85 34 51	330 247 303	30 17 25	265 203 248	1 2 1	34 25 29	2 1 2	21 7 2	891 885 891	311 360 296	46 52 42	379 179 221	2 2 2	14 26 12	
12	JEFFERSON CO SO (9,395)		off arr clr	1 2 1		3 6 1	47 16 6	28 4 29	2 2 2		9 2 8	2 2 10	26 2 10			30 7 11			12 1 1	1 1 1						3 79 79	1 1 1	22 19 19			40 3 29		
12	Culver PD (510)		off arr clr			1 5 2	5 17 2	2 2 1								18 18 7													1 1 1			5 5 2	1 1 1
12	Madras PD (2,320)		off arr clr		1 2 5	16 13 8	46 38 22	123 38 3	13 3 3		18 2 6	1 1 5	12 4 5			54 18 10	5 2 3		2 2 1	5 6 5	2 3 2		3 3 3				1 1 1	28 18 16	17 2 2	39 2 2	71 25 28	2 2 2	2 2 2
12	State Police		off arr clr		2 2 1	4 4 1	17 5 5	6 6 5	1 1 1		3 3 3	4 1 1	1 1 1		1 1 1	32 31 32				32 31 32	30 30 30	2 1 2					1 53 53	31 31 31		3 3 2	1 1 1	1 1 1	
12	O.L.C.C.		off arr clr													3 3 3												10 12 4			4 12 4		
	JEFFERSON COUNTY TOTAL (12,225)	1	off arr clr	1 2 1	1 7 7	22 102 17	239 43 57	3 13 19	3 3 2		30 5 17	7 3 17	42 7 19	1		105 27 29	6 3 4		14 1 1	37 38 37	1 1 1	32 33 32					6 1 1	160 159 160	62 50 59	39 5 2	113 47 55	3 2 3	43 4 31

District 11		PART I - INDEX OFFENSES, CLEARANCES & ARRESTS 1982																	PART II OFFENSES, CLEARANCES & ARRESTS DRUG ABUSE															
MONTHS OF REPORTING	AGENCY	OFFICER ASSAULT	011	02	03	04	05	06	07	09	042	10	11	12	13	14	15	16	17	18	181	182	183	184	19	20	21	22	24	26	28	29		
			MURDER	FORCIBLE RAPE	ROBBERY	AGGRAVATED ASSAULT	BURGLARY	LARCENY	MOTOR VEHICLE THEFT	ARSON	OTHER ASSAULTS	FORGERY & COUNTERFEIT	FRAUD	EMBEZZLEMENT	STOLEN PROPERTY	VANDALISM	WEAPONS	PROSTITUTION	OTHER SEX OFFENSES	DRUG TOTAL	MARCOBIC	MARIJUANA	SYN. MARCOBIC	DANG. DRUGS	GAMBLING	FAMILY OFFENSES	INTI	LIQUOR LAWS	DISORDERLY CONDUCT	ALL OTHER (Except Traffic)	CURFEW & LOITERING	ROADWAY JUVENILE		
12	KLAMATH CO SO (41,300)	4	off arr clr	1 2 1	2 1	1 1	34 32 20	200 39 42	421 41 42	20 4 6	5 2 4	53 8 19	6 2 3	8 3 1		210 18 20			21 6 7	34 14 24	4 3 2	20 8 14		10 3 8	1 5 1	72 70 72	14 17 11	46 22 29	162 45 44	4 2 4	96 20 26			
12	Klamath Falls PD (17,100)	8	off arr clr	5 2 4	9 10 6	18 10 5	56 125 46	221 35 56	1021 361 380	57 13 25	11 2 6	254 16 207	20 3 10	246 1 183	4 2 3	368 43 62	23 18 23		33 12 11	56 42 55	3 2 3	53 41 52		1 1 1	19 248 248	248 312 312	115 107 114	135 123 98	84 75 84	77 14 70				
12	Merrill PD (800)	1	off arr clr				3 3 2	6 12 3	1 1 1			1 1 3	1 1 1			1 1 1			1 1 3	1 1 1	1 1 2													
12	State Police	15	off arr clr	2 1 1	4 4 3	6 4 2	49 91 36	152 36 24	259 128 81	50 20 16	11 5 5	118 28 97	16 10 7	234 36 14	5 3 1	81 37 19	15 13 15	1 1 1	8 3 4	128 111 125	3 2 3	119 106 118		6 3 4	6 2 2	580 581 580	76 75 76	19 27 19	57 54 42	4 4 4	1 11			
12	O.L.C.C.		off arr clr										5 4																					
	KLAMATH COUNTY TOTAL (59,200)	28	off arr clr	8 5 6	15 4 9	25 14 7	139 251 102	579 113 107	1713 533 503	128 37 48	27 9 15	426 16 323	43 37 20	496 37 203	9 6 3	660 98 101	38 31 38	1 1 1	63 21 22	219 170 204	10 6 8	193 157 184		16 7 12	1 6 14	908 905 908	423 581 420	186 162 163	378 226 195	92 81 92	175 46 96			
12	LAKE CO SO (4,815)	1	off arr clr				5 3 5	14 3 5	34 5 3	3 1 1	1 2					10 1 1				7 6 7		6 5 6		1 1 1										
12	Lakeview PD (2,810)		off arr clr																															
12	State Police	2	off arr clr		1		2 4 2	9 4 3	17 4 2	3 3 2		3 2 3				1	5 2 2	4 5 4		4 1 7	7 6 7						39 39 39	27 27 27						
12	O.L.C.C.		off arr clr																															
	LAKE COUNTY TOTAL (7,625)	3	off arr clr	1	1		7 5 7	23 7 8	54 10 4	6 3 3	1 3 5					15 3 3	4 5 4		4 1 1	14 12 14		13 11 13		1 1 1			40 40 40	40 31 39	2 4 2	24 4 9	5 5 5	1 1 1		

PART I - INDEX OFFENSES, CLEARANCES & ARRESTS
1982

PART II OFFENSES, CLEARANCES & ARRESTS
DRUG ABUSE

MONTHS OF REPORTING	AGENCY	OFFICER ASSAULT	PART I - INDEX OFFENSES, CLEARANCES & ARRESTS														PART II OFFENSES, CLEARANCES & ARRESTS																	
			011	02	03	04	05	06	07	09	042	10	11	12	13	14	15	16	17	18	181	182	183	184	19	20	21	22	24	26	28	29		
			MURDER	FOWLE RAYE	ROBBERY	AGGRAVATED ASSAULT	BURGLARY	LARCENY	MOTOR VEHICLE THEFT	ARSON	OTHER ASSAULTS	FORGERY & COUNTERFEIT	FRAUD	EMBEZZLEMENT	STOLEN PROPERTY	VANDALISM	WEAPONS	PROSTITUTION	OTHER SEX OFFENSES	DRUG TOTAL	NAUCOTIC	MARIJUANA	STM. NAUCOTIC	DANG. DRUGS	CAMBLING	FAMILY OFFENSES	DWI	LIQUOR LAWS	DISORDERLY CONDUCT	ALL OTHER (Except Traffic)	CURFEW & LOTTERING	RUNAWAY JUVENILE		
12	UMATILLA CO SO (22,495)	off arr clr	1 1 1	4 2 1	4 3 1	18 13 2	102 23 7	191 9 51	10 2 4		16 3 11	4 3 3	50 29 1	2		74 13 20			31 6 17	19 4 6	2 1 5	15 2 5		2 1 1		7 1 3	26 20 28	13 8 10	9 8 9	45 48 32		2 4 2		
12	Athens PD (955)	off arr clr				2 2 2	7 3 11	27 14 11	1 1 1		1 1 1	1 1 1				8 5 5				1 3 1	1 3 1						2 1 2	6 4 4						
12	Hermiston PD (9,630)	off arr clr		2 1 1	5 1 1	12 31 9	129 22 25	481 130 146	35 5 13	7	146 34 123	47 10 23	244 8 88	1	8	156 21 30	14 2 14	2	13	76 46 75	2 3 2	68 35 67		6 8 6		6 1 2	255 242 255	238 154 237	13 14 12	84 34 58	125 79 125	28 18 27		
12	Hilton-Freewater PD (5,415)	off arr clr	1 2 1		4 1 4	17 26 4	92 4 22	316 45 22	17 2 3		15 1 7	12 12 7	68		142 15 15	5 2 2		7	7	2 2 2		2					52 51 52	22	23 19 7	19 22 7			1 2 1	
12	Pendleton PD (14,550)	off arr clr	1 2 3	5 4 4	13 64 33	47 47 33	251 26 52	653 178 197	35 10 13	9	103 2 66	22 14 12	53 5 16	7	3	225 6 43	9 5 9		22	46 43 45	2 4 2	39 37 39	1 2 4	2 4 4	2	18	190 180 190	175 224 174	77 34 70	267 207 192	24 21 24	57 18 40		
12	Pilot Rock PD (1,640)	off arr clr				3 6 4	15 6 4	30 4 6	4 4 4		2 3 2	2 1 1	1		17				1	1 4 1	1 4 4					1 8 9	5 12 8	1 1 1						
12	Stanfield PD (1,620)	off arr clr			1 10 2	4 1 2	13 1 7	40 1 7	4 1 7		1 1 10	1 1 1			26				2	2	2							13 13 13	2 1 1	6 4 2			6 2 2	
12	Umatilla PD (2,990)	off arr clr		1 1 4	1 1 10	5 16 10	50 22 16	104 22 16	8 3 3	2	45 19 36	13 7 5	47 8 17	3	1	75 10 13	8 5 8		2	14 7 13		13 6 12		1			85 82 85	16 9 14	5 1 2	45 15 33	3 2 3	24 17 17		
12	Umatilla Tribal PD	off arr clr				6 3 3	18 1 1	41 1 4	2 1 4		21 10 9	3 2 2	1		16 1 1	1 1 1			3	4 4 2		4 4 2				2 20 20		20 4 4	4 1 1	33 11 11			12 1 2	
12	Weston PD (705)	off arr clr				2 1 2	4 1 7	26 10 5							12 4 7					2 3 2		2 3 2						5		2 2 2				
12	State Police	off arr clr		4 3 3	4 1 1	19 25 14	105 38 18	158 53 30	39 6 6	9	28 12 21	37 13 27	14 3 3	1	2	37 3 11	3 3 3		15	77 8 76	6 3 6	68 57 68	2 1 2	1		3 1 1	467 469 467	60 58 60	3 6 3	24 11 15		7		
12	O.L.C.C.	off arr clr											1																4 1		30 4			
	UMATILLA COUNTY TOTAL (60,000)	off arr clr	3 3 2	16 8 8	32 4 9	130 148 84	786 480 142	2067 29 493	151 6 42	29 8	389 92 280	142 49 74	480 32 161	14 7	14	788 112 138	40 24 37	2	96	242 177 220	12 11 10	213 153 196	3 1 2	14	2	37 3 14	1119 1092 1119	517 515 509	132 89 104	558 357 359	152 102 152	131 69 91		
12	WHEELER CO SO (1,425)	off arr clr				2 1 1	13 5 6	20 6 4	2 1 4		1 1 1				6				1	3 7 3		3 7 3						11 11 3	3 3 2	10 8 7			1	
12	State Police	off arr clr				1		5 4 1			2				1													2 2 2	1 1 1	1 2 1				
12	O.L.C.C.	off arr clr									2																	4						
	WHEELER COUNTY TOTAL (1,425)	off arr clr				2 2 1	14 5 6	25 10 5	2 1 1		3 1 3				7				1	3 7 3		3 7 3						2 2 2	12 16 4	3 3 2	11 10 8			1

District 13			PART I - INDEX OFFENSES, CLEARANCES & ARRESTS 1982																	PART II OFFENSES, CLEARANCES & ARRESTS DRUG ABUSE												
MONTHS OF REPORTING	AGENCY	OFFICER ASSAULT	011	02	03	04	05	06	07	09	042	10	11	12	13	14	15	16	17	18	181	182	183	184	19	20	21	22	24	26	28	29
			MURDER	FORCIBLE RAPE	ROBBERY	AGGRAVATED ASSAULT	BURGLARY	LARCENY	MOTOR VEHICLE THEFT	ARSON	OTHER ASSAULTS	FORGERY & COUNTERFEIT	FRAUD	EMBEZZLEMENT	STOLEN PROPERTY	VANDALISM	WEAPONS	PROSTITUTION	OTHER SEX OFFENSES	DRUG TOTAL	MARIJUANA	SYN. NARCOTIC	DANG. DRUGS	GAMBLING	FAMILY OFFENSES	DUII	LIQUOR LAWS	DISORDERLY CONDUCT	ALL OTHER (Except Traffic)	CURFEW & LOITERING	RUNAWAY JUVENILE	
12	BAKER CO SO (6,550)	off arr clr	2			6 6	25 9	62 12	6 2		2 1		25 3		31 2	1 3			1 1	9 1		8 1		1		4 3	2 3	1	21 7		1	
12	Baker PD (9,690)	off arr clr				10 15 10	99 23 33	325 63 69	7 2 3	3 1	46 6 45	31 5 24	124 10 104	1		169 14 59	4 3 3		6 4 6	44 35 42	1 1 1	41 30 39	2 5 2	6 9 6	2 1 2	59 65 59	71 23 71	24 23 24	49 24 39	38 33 38	9 8 9	
12	State Police	off arr clr	1			1	11 3	26 7	2 2		2 1				8 2	1				20 14 19	18 13 18	2 1 1				110 110 110	14 14 14	1 1 1	2 8 2			
12	O.L.C.C.	off arr clr																													13	
	BAKER COUNTY TOTAL (16,240)	off arr clr	3			17 21 10	135 35 37	413 82 75	15 6 5	3 1	50 8 47	31 5 24	149 13 105	1	1	208 18 62	5 7 3		7 5 6	73 50 61	1 1 1	67 44 52	5 6 3	6 9 6	3 4 2	173 172 172	95 83 90	26 23 25	85 39 46	38 33 38	9 9 9	
12	UNION CO SO (8,760)	off arr clr	1	1		5 2	37 8	64 12	3 3		4 1		22 6		26 6		1 1	6 2		2 2						4 1	2 5	3 3	2 1	33 13		
12	Elgin PD (1,665)	off arr clr		1		2 6	16 6	39 8	3 1		3 1	1 2	3 3		13 1	1 1			10 1	1 1						1 1	3 3	6 9	6 6	3 2	1 1	
12	La Grande PD (11,920)	off arr clr	1 1 1	3 1 1	6 14 2	24 23 9	118 15 15	532 111 94	22 8 10	1 1	58 14 33	38 6 35	77 5 34		1 1 1	208 18 22	6 2 3		34 10 13	17 22 16	1 1 1	15 20 14		1 1 1	1 4 11	20 78 79	38 41 36	22 21 15	197 50 90	2 2 2	43 16 40	
12	Union PD (2,065)	off arr clr				2 4	25 7	30 2	1 1	3 3	4 1		4 3		18 1	1 1				2 2	2 2	2 2			2 2	2 2	3 3	1 1	18 4	4 5		1
12	State Police	off arr clr		5 1		5 3	36 6	44 24	10 11	8 4	10 6	4 2	5 1		14 5				6 7	1 1	1 1				3 3	89 89	18 18	4 4	8 5			2
12	O.L.C.C.	off arr clr																													9	
	UNION COUNTY TOTAL (24,410)	off arr clr	2 1 1	9 3 1	6 14 2	37 40 14	232 36 37	709 157 118	38 21 18	9 8 2	79 22 46	43 10 38	111 12 53	2	279 25 30	8 4 4	1 1 1	56 20 17	20 27 18	1 1 1	18 25 16	1 1 1		1 1 1	30 6 13	175 174 175	64 108 60	30 34 17	268 74 118	3 3 3	44 18 40	
12	WALLOWA CO SO (5,375)	off arr clr			1	1	37 2	33 4	4 2		3		11 4		9 2	3 1				4 6	4 5				2	40 41	4 25	3	5 3		3 2	
12	Enterprise PD (2,015)	off arr clr				6 1 2	13 2	47 13	1 1		4 4	28 1	3 5		18 2				6	1 2	1 1				1	2 4	4 16	6 2	13 3	2 4	2 2	1 1
12	State Police	off arr clr					3 1	1 1	1 1		1		2 1		1 1					6 5 6	6 5 6					7 7 7	4 4 4		1			
12	O.L.C.C.	off arr clr																													5	
	WALLOWA COUNTY TOTAL (7,390)	off arr clr			1 2	6 4 8	50 4 18	83 18 18	6 3 4		5 7 3	41 8 7	2 1 1	27 2 3	3	11 11 8	3 1 2		6	11 11 8	10 10 8	1 1 1			4	31 52 51	29 47 25	6 5 3	24 3 7	2 2 2	5 3 3	

District 14

PART I - INDEX OFFENSES, CLEARANCES & ARRESTS
1982

PART II OFFENSES, CLEARANCES & ARRESTS
DRUG ABUSE

MONTHS OF REPORTING	AGENCY	OFFICER	PART I - INDEX OFFENSES, CLEARANCES & ARRESTS									PART II OFFENSES, CLEARANCES & ARRESTS																					
			011	02	03	04	05	06	07	09	042	10	11	12	13	14	15	16	17	18	181	182	183	184	19	20	21	22	24	26	28	29	
			MURDER	FORCIBLE RAPE	ROBBERY	AGGRAVATED ASSAULT	BURGLARY	LARCENY	MOTOR VEHICLE THEFT	ARSON	OTHER ASSAULTS	FORGERY & COUNTERFEIT	FRAUD	EMBEZZLEMENT	STOLEN PROPERTY	VANDALISM	WEAPONS	PROSTITUTION	OTHER SEX OFFENSES	DRUG TOTAL	MARIJUANA	HEROIN	COCAINE	OTHER DRUGS	CASINO	FAMILY OFFENSES	DUI	LIQUOR LAWS	DISORDERLY CONDUCT	ALL OTHER (Except Traffic)	CURFEW & LOITERING	RUNAWAY JUVENILE	
12	HARNEY CO SO (3,165)		off arr clr			1 2	5	33 5 4	1	1		2	6			17 1										1	2 2 2	1 2 2		8		1	
12	Burns PD (2,895)		off arr clr		2	3 5 2	26 13 6	99 26 24	6 4 3		19 11 16	2	6 1 1			49 13 10	2	2 1 2	8 9 6	8 9 6						68 68 68	5 3 5	15 24 15	19 12 17				
12	Hines PD (1,455)	2	off arr clr			2 1 1	6 6	18 2 6	2 2 2		2 1 1					5 5 1		1 1 1	1 5 1	1 5 1						1 8 10	10 8 10	1 5 1	4 1 1			1	
12	State Police		off arr clr		1		1	8 3 1		1	1	4				4 1		1 1 1	2 2 2	1 1 1						37 37 37	23 23 23	1 1 1	3			4	
12	O.L.C.C.		off arr clr								1																	2		7			
	HARNEY COUNTY TOTAL (7,515)	2	off arr clr			3 9 3	6 13 6	38 34 35	158 6 5	2	22 11 18	2 6 1	6 7 1			75 15 12	2 1 2	4 3 4	11 16 9	10 15 8						1 1 117	117 28 31	16 29 16	41 12 18			2 5 1	
12	MALHEUR CO SO (13,730)		off arr clr	2 1 1			8 7 3	38 5 3	113 4 4	7 4 1	12 6 2	1 1 1	10 4 2			31 6 3		9 4 2		3						1 2 25	25 6 25	1 1 1	7 21 7			4 3 2	
12	Nyssa PD (2,760)		off arr clr		1	1	1 8 1	5 3 14	32 3 1	1	4 6 4		1 1 1			7 1 3		2 2 1	1		1						23 23 23	1 4 7	9 5 1			11 4 4	
12	Ontario PD (9,125)		off arr clr	2 1 1	1	6 3 1	43 16 16	115 18 11	737 231 235	31 9 9	4	63 11 21	16 6 7	73 23 23		171 14 14	8 5 7	48 12 19	70 59 57	6 1 1	53 52 47	3 1 2	8 5 7		1 2 12	42 95 95	95 67 13	121 38 82	201 27 32	38 36 37	24 15 18		
12	Vale PD (1,560)		off arr clr			2 1 1	7 2 3	57 9 17	3 9 3		10 2 10	1	4 2 1			14 5 8	2 1 1	3 1 1	1								24 24 24	7 9 7	5 8 5	16 1 14			2 1 2
12	State Police		off arr clr			3	8 5 3	16 6 8	27 4 2	9 4 2	1	7 2 6				6 13 3		5 1 2	19 10 16		15 8 12	2 1 2	2 1 2			140 140 140	23 30 23	1 1 1	6 6 6	2 2 2	14 1 2		
12	O.L.C.C.		off arr clr					1 1					4 4															11 4	17 1				
	MALHEUR COUNTY TOTAL (27,175)		off arr clr	4 1 2	1 1 2	7 6 24	57 49 24	181 30 18	967 253 279	51 17 16	5	96 27 43	18 7 8	94 28 31		229 39 28	10 9 8	1 20 24	65 73 73	6 1 1	68 64 59	5 2 4	11 6 9		1 4 12	43 307 27817	307 116 48	135 53 94	247 54 53	41 39 40	55 19 28		
	STATE TOTALS (2,656,185)	944	off arr clr	136 120 89	1050 328 413	4422 1174 3908	6881 6473 3908	47109 6097 6072	105468 24085 23149	7922 1651 1711	1543 345 277	16173 4916 10141	4592 1039 1809	10092 1536 4627	164 2 64	510 563 366	33671 4396 5966	1898 1283 1709	1491 1423 1426	5297 1335 1821	10023 7802 8734	760 585 643	7822 6363 6983	147 91 84	1294 763 1024	134 75 64	1790 218 683	27867 27370 27817	11286 12958 10333	5055 3238 3449	28815 9496 12950	2370 1985 2353	9801 3474 7932
	STATE POLICE TOTALS	140	off arr clr	8 13 3	96 33 43	56 46 17	271 339 173	1127 356 141	2308 908 491	398 209 101	263 87 29	491 223 392	548 97 148	688 89 177	43 13	21 40 15	549 272 193	140 123 133	6 1 1	309 87 103	2651 1789 2489	181 64 158	2180 1621 2061	14 7 14	276 97 256	23 10 3	25 9 8	8738 8748 8738	1167 1150 1164	101 151 97	540 440 350	14 12 14	65 122 25
	O.L.C.C. TOTALS		off arr clr					1 1				1				183 21 136		2								4 2	433 475 369	2 1	2101 6 408				

SECTION 3
COUNTY ARREST DATA
BY AGE GROUPS

BAKER COUNTY - TOTAL ARRESTS - 1982

TOTAL ARRESTS	ADULT ARRESTS	JUVE-NILE ARRESTS	OFFENSE	10 and Under	11 to 12	13 to 14	15	16	17	18	19	20	21	22	23	24	25 to 29	30 to 34	35 to 39	40 to 44	45 to 49	50 to 54	55 to 59	60 to 64	65 and Over	
3	3		MURDER														2				1					
			FORCIBLE RAPE																							
			ROBBERY																							
21	21		AGGRAV. ASSAULT								1		1				5	6	4		3			1		
35	20	15	BURGLARY	2	1		6	4	2	5	3	1	1	1	2		4	3								
82	58	24	LARCENY		7	10	1	5	1	10	5	7	4	2	5	3	9	6	2		1		2		1	
6	6		M.V. THEFT								1	1	2	1		1										
1		1	ARSON	1																						
148	108	40	PART I TOTAL	3	8	10	7	9	3	15	10	9	8	4	7	4	20	15	6		5		3	1	1	
8	8		OTHER ASSAULT														2	2	1	1	1	1				
5	5		FORG/COUNTERFEIT								1			1				2		1						
13	13		FRAUD									1	1	1		1	1	3	4	1						
			EMBEZZLEMENT																							
1	1		STOLEN PROPERTY																1							
18	11	7	VANDALISM	1	1	1	1	1	2	4	1				2	1	2				1					
7	7		WEAPONS							2					1			1	2	1						
			PROSTITUTION																							
5	3	2	SEX OFFENSE			1			1		1											1			1	
50	48	2	DRUG ABUSE			1			1	1	2	5	8	10	2	6	7	4	2	1						
9	9		GAMBLING														2	1	1		2	2		1		
4	4		FAMILY OFFENSE															1		3						
172	170	2	DUII					1	1	4	5	6	7	5	9	5	31	18	15	20	15	10	8	5	7	
83	48	35	LIQUOR LAWS				5	12	18	21	13	8	1	5												
23	17	6	DISORDERLY CONDUCT			1	3	1	1	4	2			2	2		3	2	1	1						
			MANSLAUGHTER																							
39	37	2	ALL OTHER						2	3	3	1	2	3	1	1	7	6	4	3	1		2			
33		33	CURFEW		4	6	7	13	3																	
9		9	RUNAWAY		2	2	4		1																	
479	381	98	PART II TOTAL	1	7	12	20	28	30	39	28	21	19	27	17	14	55	40	31	33	20	13	10	6	8	
627	489	138	TOTAL ARRESTS	4	15	22	27	37	33	54	38	30	27	31	24	18	75	55	37	33	25	13	13	7	9	

BENTON COUNTY - TOTAL ARRESTS - 1982

TOTAL ARRESTS	ADULT ARRESTS	JUVE-NILE ARRESTS	OFFENSE	10 and Under	11 to 12	13 to 14	15	16	17	18	19	20	21	22	23	24	25 to 29	30 to 34	35 to 39	40 to 44	45 to 49	50 to 54	55 to 59	60 to 64	65 and Over
2	2		MURDER																	1	1				
5	5		FORCIBLE RAPE												1			2			2				
14	8	6	ROBBERY			3		2	1		2		1		1		2	1		1					
100	84	16	AGGRAV. ASSAULT		1	5	4	2	4	1	3	5	6	3	3	7	17	18	11	7	2		1		
146	58	88	BURGLARY	4	8	15	19	25	17	14	9	7	4	2	2	5	7	5	1	2					
445	303	142	LARCENY	7	9	42	26	32	26	50	42	20	20	24	16	11	37	30	17	5	8	3	4	3	13
58	27	31	M.V. THEFT		3	13	8	4	3	3	2	3	5	3		1	6	3			1				
2	2		ARSON			1			1																
772	487	285	PART I TOTAL	11	21	79	57	65	52	68	58	35	36	32	22	25	69	59	29	16	14	3	5	3	13
56	31	25	OTHER ASSAULT		11	7	3	2	2		1	4	1	1		1	4	8	5	3	1	1			1
25	17	8	FORG/COUNTERFEIT			3		4	1		4	1		2		7	1	1				1			
27	27		FRAUD								3	3	2	3	1	1	5	2	2	3	2				
			EMBEZZLEMENT																						
8	6	2	STOLEN PROPERTY					1	1	1	2			2			1								
93	47	46	VANDALISM	12	2	22	4	3	3	3	4	6	7	4	4	3	6	10							
14	9	5	WEAPONS		1	2	2			1						1	2	2	2	1					
			PROSTITUTION																						
15	13	2	SEX OFFENSE		1				1	1	3			1	1		2	1	1		3				
137	125	12	DRUG ABUSE				2	3	7	7	10	15	13	14	12	8	26	12	7	1					
			GAMBLING																						
4	4		FAMILY OFFENSE														3	1							
507	501	6	DUII					1	5	14	18	39	41	31	38	25	111	67	37	39	11	11	12	2	5
133	82	51	LIQUOR LAWS			3	7	9	32	26	30	19	3	1			1	2							
57	47	10	DISORDERLY CONDUCT		4	3		2	1	4	2	3	9	5	6	3	8	2	3		1	1			
1	1		MANSLAUGHTER														1								
183	148	35	ALL OTHER	5	3	7	11	4	5	10	10	14	12	6	17	3	26	16	12	8	9	3		1	1
34		34	CURFEW		1	11	7	6	9																
87		87	RUNAWAY	1	8	45	16	11	6																
1381	1058	323	PART II TOTAL	18	31	103	52	46	73	67	87	104	88	70	79	52	197	124	69	55	27	17	12	3	7
2153	1545	608	TOTAL ARRESTS	29	52	182	109	111	125	135	145	139	124	102	101	77	266	183	98	71	41	20	17	6	20

CLACKAMAS COUNTY - TOTAL ARRESTS - 1982

TOTAL ARRESTS	ADULT ARRESTS	JUVE-NILE ARRESTS	OFFENSE	10 and Under	11 to 12	13 to 14	15	16	17	18	19	20	21	22	23	24	25 to 29	30 to 34	35 to 39	40 to 44	45 to 49	50 to 54	55 to 59	60 to 64	65 and Over
11	9	2	MURDER						2			1					3	2	1	2					
8	8		FORCIBLE RAPE									2	1	1			3			1					
48	40	8	ROBBERY		1	3	1	2	1	8	2	1	2	2	1	3	10	7	2			2			
416	373	43	AGGRAV. ASSAULT		3	10	7	12	11	12	11	13	16	22	16	12	86	52	56	29	16	11	12	3	6
300	120	180	BURGLARY	5	20	50	35	39	31	22	26	13	8	9	8	5	16	6	5	1		1			
1658	898	760	LARCENY	17	104	206	160	128	145	122	78	72	55	48	32	34	133	78	69	42	35	34	23	21	22
86	39	47	M.V. THEFT			13	14	11	9	6	5	7	3	4	2		8	2	2						
35	16	19	ARSON	1	4	5	6	1	2		1		2	1			3	2	4	1	2				
2562	1503	1059	PART I TOTAL	23	132	287	223	193	201	170	123	109	87	87	59	54	262	149	139	76	53	48	35	24	28
204	174	30	OTHER ASSAULT		5	6	5	7	7	10	9	8	11	8	8	9	31	27	22	11	7	4	7	1	1
36	27	9	FORG/COUNTERFEIT			1	3	2	3	4	7	2	3	1	2	1	3	1	2	1					
43	38	5	FRAUD			2		1	2	6	4	2	1	3	4		8	4	3		2	1			
			EMBEZZLEMENT																						
27	14	13	STOLEN PROPERTY			7	3	3		5	1		1	2	2	1			1		1				
295	147	148	VANDALISM	7	20	35	26	28	32	29	15	22	9	8	8	5	20	15	7	3	2	3	1		
60	44	16	WEAPONS			5		4	7	5	3	2	4	1		4	3	9	5	5		1	1	1	
			PROSTITUTION																						
42	32	10	SEX OFFENSE			1		6	3	2		2				1	1	7	3	7	2	1	2		4
200	155	45	DRUG ABUSE			5	7	13	20	25	18	11	6	19	11	7	27	21	6	2	1	1			
			GAMBLING																						
7	7		FAMILY OFFENSE								1						3	2		1					
1911	1887	24	DUII				5	19		36	48	61	78	88	86	65	384	296	233	169	102	109	63	38	31
585	431	154	LIQUOR LAWS		1	19	21	43	70	100	80	69	33	28	16	21	45	21	12	2	1	1	2		
171	152	19	DISORDERLY CONDUCT		3	10	1	3	2	5	17	8	13	12	14	9	25	19	18	9			2		1
			MANSLAUGHTER																						
859	741	118	ALL OTHER	1	18	15	23	27	34	52	47	48	43	44	37	29	115	109	66	57	32	32	13	10	7
86		86	CURFEW		3	24	25	24	10																
222		222	RUNAWAY		11	85	61	40	25																
4748	3849	899	PART II TOTAL	8	61	215	175	206	234	279	250	235	202	214	189	152	671	527	382	262	148	153	91	50	44
7310	5352	1958	TOTAL ARRESTS	31	193	502	398	399	435	449	373	344	289	301	248	206	933	676	521	338	201	201	126	74	72

CLATSOP COUNTY - TOTAL ARRESTS - 1982

TOTAL ARRESTS	ADULT ARRESTS	JUVE-NILE ARRESTS	OFFENSE	10 and Under	11 to 12	13 to 14	15	16	17	18	19	20	21	22	23	24	25 to 29	30 to 34	35 to 39	40 to 44	45 to 49	50 to 54	55 to 59	60 to 64	65 and Over
2	2		MURDER											1				1							
1	1		FORCIBLE RAPE														1								
8	4	4	ROBBERY		2	1			1	1	1				1										
128	117	11	AGGRAV. ASSAULT			7	1	3		4	4	5	7	7	7	7	25	22	8	4	4	10	1	2	
79	40	39	BURGLARY		11	7	9	7	5	8	5	1	2	1	1	3	14	3	1	1					
195	107	88	LARCENY	6	20	8	17	18	19	14	15	5	8	6	2	5	16	15	10	2	1	2		2	4
29	15	14	M.V. THEFT			4	1	2	7	3	3	1	2		2	1		2		1					
			ARSON																						
442	286	156	PART I TOTAL	6	33	27	28	30	32	30	28	13	19	15	12	17	56	43	19	8	5	12	1	4	4
55	46	9	OTHER ASSAULT		1	2		4	2	4	2	4	3	1	6	1	8	8	4	1	1		1		2
7	5	2	FORG/COUNTERFEIT			2				2								2			1				
20	19	1	FRAUD					1		2	2	1	1			1	2	2	6		2				
			EMBEZZLEMENT																						
7	6	1	STOLEN PROPERTY						1	1					1		1	3							
105	61	44	VANDALISM	7	14	8	1	6	8	6	9	4	6	3	2		12	9	4	1		4			1
19	16	3	WEAPONS		1	1		1		1		1	1	3			3	3	3						1
			PROSTITUTION																						
17	13	4	SEX OFFENSE			2	2					1	1	1	1		3	3	1		2				
92	81	11	DRUG ABUSE		1		1	2	7	6	7	10	2	6	4	4	26	9	4	3					
2	2		GAMBLING																2						
7	7		FAMILY OFFENSE														1				1	1	1		
598	582	16	DUII			1		4	11	20	18	20	32	28	22	19	95	95	57	45	35	25	27	20	24
406	282	124	LIQUOR LAWS		1	5	10	40	68	106	91	66	6	7			2	1		1			1	1	
86	78	8	DISORDERLY CONDUCT			2	1	1	4	9	2	3	10	10	9	4	10	11	4	1		2	1		2
			MANSLAUGHTER																						
134	120	14	ALL OTHER		4	3	1	3	3	8	7	8	9	6	7	6	24	16	10	8	3	4	2		2
35		35	CURFEW		2	9	5	9	10																
15		15	RUNAWAY		1	7	1	4	2																
1605	1318	287	PART II TOTAL	7	25	42	22	75	116	165	138	118	71	65	52	35	187	162	98	60	45	36	33	21	32
2047	1604	443	TOTAL ARRESTS	13	58	69	50	105	148	195	166	131	90	80	64	52	243	205	117	68	50	48	34	25	36

COLUMBIA COUNTY - TOTAL ARRESTS - 1982

TOTAL ARRESTS	ADULT ARRESTS	JUVE-NILE ARRESTS	OFFENSE	10 and Under	11 to 12	13 to 14	15	16	17	18	19	20	21	22	23	24	25 to 29	30 to 34	35 to 39	40 to 44	45 to 49	50 to 54	55 to 59	60 to 64	65 and Over
3	2	1	MURDER					1		1					1										
			FORCIBLE RAPE																						
6	5	1	ROBBERY			1					1			2	1			1							
106	92	14	AGGRAV. ASSAULT			5	1	4	4	1	12	3	7	3	5	2	26	11	10	6	1	3	1		1
99	28	71	BURGLARY	1	15	24	10	11	10	7	7	2	3	2	1	1	3	1			1				
172	80	92	LARCENY	9	22	20	10	17	14	13	17	8	3	6	3	3	10	3	3	3	2	1		2	3
23	9	14	M.V. THEFT			3	7	2	2	2	1				1		2	2	1						
2	2		ARSON																	1	1				
411	218	193	PART I TOTAL	10	37	53	28	35	30	24	38	13	13	14	11	6	41	18	14	10	5	4	1	2	4
29	21	8	OTHER ASSAULT		1	2	2	2	1		1	4	2	2	2	2	3	3		2					
5	4	1	FORG/COUNTERFEIT					1		1	1	1								1					
9	8	1	FRAUD					1		1	2						3	1			1				
			EMBEZZLEMENT																						
3	3		STOLEN PROPERTY							1			1								1				
58	32	26	VANDALISM	3	4	8	2	6	3	4	6	2	1		4	5	3	3	2		1	1			
5	5		WEAPONS								1					1	2	1							
			PROSTITUTION																						
8	7	1	SEX OFFENSE				1				1		2							1	1			1	1
55	53	2	DRUG ABUSE			1			1	4	6	7	4	3	7	2	7	8	2	3					
			GAMBLING																						
2	2		FAMILY OFFENSE														1		1						
406	400	6	DUII					1	5	8	7	16	15	15	20	16	67	64	46	37	30	16	19	13	11
257	183	74	LIQUOR LAWS			10	10	14	40	60	43	31	11	8	2	5	11	9	1	1					1
61	57	4	DISORDERLY CONDUCT		1			2	1	10	6	5	9	3	1	5	7	4	2	1	2				2
			MANSLAUGHTER																						
224	201	23	ALL OTHER	1	5	4	2	6	5	13	9	9	11	13	10	18	42	22	16	17	10	3	2	4	2
11		11	CURFEW			4	2	4	1																
38		38	RUNAWAY		4	18	8	7	1																
1171	976	195	PART II TOTAL	4	15	47	27	44	58	102	83	75	56	44	46	54	146	116	71	63	44	20	21	18	17
1582	1194	388	TOTAL ARRESTS	14	52	100	55	79	88	126	121	88	69	58	57	60	187	134	85	73	49	24	22	20	21

COOS COUNTY - TOTAL ARRESTS - 1982

TOTAL ARRESTS	ADULT ARRESTS	JUVE-NILE ARRESTS	OFFENSE	10 and Under	11 to 12	13 to 14	15	16	17	18	19	20	21	22	23	24	25 to 29	30 to 34	35 to 39	40 to 44	45 to 49	50 to 54	55 to 59	60 to 64	65 and Over
1	1		MURDER																						1
4	4		FORCIBLE RAPE								1	1					1								1
13	8	5	ROBBERY			1	2	1	1		1	1		2	1	1	1				1				
159	143	16	AGGRAV. ASSAULT	1		6	1	4	4	4	3	7	6	12	5	8	32	24	19	9	6	4	2	1	1
185	75	110	BURGLARY	5	12	32	22	24	15	18	10	9	7	3	8		8	7	4		1				
590	336	254	LARCENY	9	46	49	54	37	59	47	33	30	12	21	16	12	43	26	26	15	16	7	13	6	13
36	26	10	M.V. THEFT				4	2	4	2	4	6	2		2	1	4	1	1		1		1	1	
5	4	1	ARSON	1						1			1		1										1
993	597	396	PART I TOTAL	16	58	88	83	68	83	72	52	54	28	38	33	22	88	59	50	24	25	11	16	8	17
214	170	44	OTHER ASSAULT		2	10	5	20	7	11	14	12	9	10	7	7	34	25	11	12	7	3	1	4	3
12	8	4	FORG/COUNTERFEIT					1	3	1	2					1		3	1						
33	30	3	FRAUD				1	1	1	1	1		2	1	4	2	2	1	5	6		2	2	1	
			EMBEZZLEMENT																						
16	11	5	STOLEN PROPERTY			1	3	1		1	1			3				4	1			1			
154	74	80	VANDALISM	9	16	9	14	16	16	11	3	6	10	5	5	2	11	8	4	3	1	3		1	1
15	15		WEAPONS							2								5	2	1	2		1		1
			PROSTITUTION																						
17	15	2	SEX OFFENSE				2			1	2	1	1	1		1	2	3	2				1		
231	196	35	DRUG ABUSE		1	9	5	11	9	24	10	11	10	13	9	15	47	30	14	10	1	1		1	
			GAMBLING																						
8	7	1	FAMILY OFFENSE						1					2		1	2	1	1						
1299	1272	27	DUII			1		9	17	37	42	43	60	65	50	43	247	179	123	109	98	57	49	36	34
309	189	120	LIQUOR LAWS		1	18	19	31	51	69	67	35	5	1	2	1	5		1	1	2				
121	105	16	DISORDERLY CONDUCT		1	7	2	4	2	4	5	2	9	7	11	9	23	10	8	10	3	1	1		2
			MANSLAUGHTER																						
218	169	49	ALL OTHER		4	9	6	18	12	16	9	14	14	6	9	11	21	20	14	12	10	5	4	1	3
30		30	CURFEW			7	4	9	10																
74		74	RUNAWAY		1	35	20	14	4																
2751	2261	490	PART II TOTAL	9	26	106	81	135	133	178	156	124	120	114	98	93	399	286	186	165	122	74	58	44	44
3744	2858	886	TOTAL ARRESTS	25	84	194	164	203	216	250	208	178	148	152	131	115	487	345	236	189	147	85	74	52	61

CROOK COUNTY - TOTAL ARRESTS - 1982

TOTAL ARRESTS	ADULT ARRESTS	JUVE-NILE ARRESTS	OFFENSE	10 and Under	11 to 12	13 to 14	15	16	17	18	19	20	21	22	23	24	25 to 29	30 to 34	35 to 39	40 to 44	45 to 49	50 to 54	55 to 59	60 to 64	65 and Over
			MURDER																						
			FORCIBLE RAPE																						
3	3		ROBBERY													2	1								
31	26	5	AGGRAV. ASSAULT			1	1	1	2	2	1	3	1		2	2	5	2	3	2		2			1
36	17	19	BURGLARY	6	5	2	1	3	2	5	4	2	1	1			1		1	1		1			
102	55	47	LARCENY	14	9	7	6	8	3	7	7	7	3	2	2		11	2	4	3	1	2	1	1	2
5	3	2	M.V. THEFT			2				1		1							1						
2	2		ARSON							2															
179	106	73	PART I TOTAL	20	14	12	8	12	7	17	12	13	5	3	4	2	19	5	9	6	1	5	1	1	3
31	18	13	OTHER ASSAULT		3	4	2	3	1		4	1			1	2	5	2	1						2
8		8	FORG/COUNTERFEIT	1	3	1		1	2																
19	19		FRAUD									3	2				3	5	2		1	1			2
			EMBEZZLEMENT																						
1		1	STOLEN PROPERTY						1																
23	14	9	VANDALISM	1	1	2	1		4	7	2		1				2		2						
2	2		WEAPONS												1				1						
			PROSTITUTION																						
6	5	1	SEX OFFENSE					1				1						2						1	1
46	40	6	DRUG ABUSE				2		4	1		4	3	5	3	2	10	7	4				1		
			GAMBLING																						
1	1		FAMILY OFFENSE																	1					
84	82	2	DUII				1		1		2	1	3		3	7	11	10	9	11	8	4	5	1	7
112	68	44	LIQUOR LAWS			4	10	15	15	28	20	12	3	1				2			1				1
11	8	3	DISORDERLY CONDUCT			1	2				1		2		3	1		1							
1	1		MANSLAUGHTER											1											
145	131	14	ALL OTHER	2	3	5			4	4	11	9	7	2	4	5	22	18	16	13	9	1	3	1	6
6	6		CURFEW				2	2	2																
33		33	RUNAWAY	1	6	13	3	7	3																
529	389	140	PART II TOTAL	5	16	30	23	29	37	40	40	31	21	9	14	18	53	47	35	25	19	6	9	5	17
708	495	213	TOTAL ARRESTS	25	30	42	31	41	44	57	52	44	26	12	18	20	72	52	44	31	29	11	19	6	20

CURRY COUNTY - TOTAL ARRESTS - 1982

TOTAL ARRESTS	ADULT ARRESTS	JUVE-NILE ARRESTS	OFFENSE	10 and Under	11 to 12	13 to 14	15	16	17	18	19	20	21	22	23	24	25 to 29	30 to 34	35 to 39	40 to 44	45 to 49	50 to 54	55 to 59	60 to 64	65 and Over
			MURDER																						
4	4		FORCIBLE RAPE														2				2				
4	4		ROBBERY									3					1								
33	30	3	AGGRAV. ASSAULT				2	1				1	2	1		2	5	6	5	3	2	1	2		
39	18	21	BURGLARY		1	5	7	4	4	6	2			2			5	2			1				
100	42	58	LARCENY	1	5	17	11	16	8	5	3	5	3		3	5	8	3	3	2	2				
14	6	8	M.V. THEFT				2	5	1	2	1	2					1								
1	1		ARSON															1							
195	105	90	PART I TOTAL	1	6	22	20	27	14	13	6	11	5	3	3	7	19	14	9	5	5	3	2		
16	15	1	OTHER ASSAULT				1			2	1	1					4	1		3	2			1	
3	3		FORG/COUNTERFEIT								1			1				1							
16	15	1	FRAUD			1				2			1	1	1	1		4	2	2		1			
			EMBEZZLEMENT																						
1	1		STOLEN PROPERTY											1											
25	17	8	VANDALISM	3	1	1	2		1		1	1	1	2	1	1	3	3	1	1	1	1			
3	3		WEAPONS															2		1					
			PROSTITUTION																						
10	9	1	SEX OFFENSE				1			1								4		3				1	
53	48	5	DRUG ABUSE				1	4		5	5	3		7	1	2	19	4	1		1				
			GAMBLING																						
2	2		FAMILY OFFENSE									1					1								
147	145	2	DUII					2		5	6	2	1	6	8	3	23	23	16	7	12	10	5	12	6
67	48	19	LIQUOR LAWS			2	2	7	8	13	17	12	1		2		1		2						
20	19	1	DISORDERLY CONDUCT						1		3		2	3			3	2	3	1	1		1		
			MANSLAUGHTER																						
18	12	6	ALL OTHER			2	1		3	2	1			1	2		2	2	1		1				
7		7	CURFEW				4	1	2																
3		3	RUNAWAY			1	1		1																
391	337	54	PART II TOTAL	3	1	7	11	10	22	30	35	20	6	22	15	7	56	46	26	18	18	12	6	14	6
586	442	144	TOTAL ARRESTS	4	7	29	31	37	36	43	41	31	11	25	18	14	75	60	35	23	23	15	8	14	6

DESCHUTES COUNTY - TOTAL ARRESTS - 1982

06

TOTAL ARRESTS	ADULT ARRESTS	JUVE-NILE ARRESTS	OFFENSE	10 and Under	11 to 12	13 to 14	15	16	17	18	19	20	21	22	23	24	25 to 29	30 to 34	35 to 39	40 to 44	45 to 49	50 to 54	55 to 59	60 to 64	65 and Over
3	3		MURDER									1		1			1								
9	7	2	FORCIBLE RAPE					1	1				1				1	1	1	2	1				
10	8	2	ROBBERY					1	1			3	1	1				1		2					
103	89	14	AGGRAV. ASSAULT			2	1	6	5	3	2	9	7	5	2	5	14	13	8	8	4	5		3	1
196	107	89	BURGLARY		15	16	21	18	19	27	11	15	6	10	5	4	13	7	3	1	5				
653	388	265	LARCENY	8	43	75	37	45	57	39	42	29	17	17	11	10	43	38	28	18	16	21	18	13	28
72	23	49	M.V. THEFT	1	2	13	11	13	9	4	5		3	1		2	2	2	4						
13	3	10	ARSON	5	1			2	2	1		1							1						
1059	628	431	PART I TOTAL	14	61	106	70	86	94	74	60	58	35	35	18	21	74	60	45	29	29	27	18	16	29
108	95	13	OTHER ASSAULT		2	2	2	4	3	5	6	4	2	3	3	7	23	8	13	5	4	4	3	2	3
18	9	9	FORG/COUNTERFEIT				3	2	4	4			1				1	1	2						
18	9	9	FRAUD					1	8		1	1					2	2		2	1				
1	1		EMBEZZLEMENT															1							
15	12	3	STOLEN PROPERTY				2	1		1	3	1	2				2		1		2				
152	72	80	VANDALISM	4	19	20	9	13	15	5	9	6	8	10	5	3	11	4	6	3		1		1	
31	21	10	WEAPONS		1	3	1		5	1		2	2		1	1	2	5	5				1	1	
			PROSTITUTION																						
34	24	10	SEX OFFENSE		1	4	2	1	2	3		2	1	1	2		8			2	1	1		1	2
247	194	53	DRUG ABUSE			8	11	17	17	25	24	18	14	21	13	7	32	27	12	1					
1	1		GAMBLING														1								
7	7		FAMILY OFFENSE												1	1	1	1	3						
885	854	31	DUII			1	1	4	25	32	22	33	47	45	27	38	168	141	88	57	51	40	26	18	21
360	233	127	LIQUOR LAWS			11	23	37	56	91	66	35	14	8	4	3	2	1	2	2	2	1			2
52	44	8	DISORDERLY CONDUCT		1	2	1	4		2	1	2	2	4	3	4	12	6	4	1	1	1	1		
1	1		MANSLAUGHTER																						1
178	125	53	ALL OTHER	3	3	20	2	15	10	4	8	8	7	12	4	2	21	12	16	11	6	7	1	1	5
2		2	CURFEW					1	1																
26		26	RUNAWAY		2	8	7	4	5																
2136	1702	434	PART II TOTAL	7	29	79	64	104	151	173	140	112	100	104	63	66	284	211	151	83	67	58	31	24	35
3195	2330	865	TOTAL ARRESTS	21	90	185	134	190	245	247	200	170	135	139	81	87	358	271	196	112	96	85	49	40	64

DOUGLAS COUNTY - TOTAL ARRESTS - 1982

TOTAL ARRESTS	ADULT ARRESTS	JUVE-NILE ARRESTS	OFFENSE	10 and Under	11 to 12	13 to 14	15	16	17	18	19	20	21	22	23	24	25 to 29	30 to 34	35 to 39	40 to 44	45 to 49	50 to 54	55 to 59	60 to 64	65 and Over
2	2		MURDER										1				1								
7	6	1	FORCIBLE RAPE	1													1	3	2						
21	13	8	ROBBERY			2		6		1	1	2	2				4	2	1						
258	223	35	AGGRAV. ASSAULT		4	12	6	5	8	6	17	16	13	8	12	6	49	35	22	19	4	6	3	3	4
203	103	100	BURGLARY	1	25	19	18	16	21	17	13	13	7	9	8	6	11	13	4	1			1		
638	360	278	LARCENY	5	38	77	46	60	52	43	33	32	21	19	22	12	45	32	32	10	16	7	9	7	20
92	37	55	M.V. THEFT		4	14	7	16	14	2	2	6	4	3	2	1	8	5	3	1					
8	1	7	ARSON		1	4	1		1																
1229	745	484	PART I TOTAL	7	72	128	78	103	96	69	66	69	48	39	45	25	119	90	64	31	20	13	13	10	24
120	108	12	OTHER ASSAULT		2	4	1	2	3	6	5	3	8	6	5	8	21	11	13	9	4	5	2		2
40	29	11	FORG/COUNTERFEIT			2	2	3	4	1	3	4	4	3	5	3	2	1	1	1	1		1		
84	81	3	FRAUD	1		1		1		4	1	4	2	3	3	6	17	15	10	6	6	3		1	
			EMBEZZLEMENT																						
17	7	10	STOLEN PROPERTY		2	2	2	3	1			2	2				1	1	1						
172	87	85	VANDALISM	4	22	24	10	16	9	13	10	7	4	8	3	7	17	6	6	1	2	1		1	1
31	27	4	WEAPONS			1		1	2	1	2	3	2		2	2	3	4	2	2	1	2		1	
			PROSTITUTION																						
42	37	5	SEX OFFENSE			3			2	1		1	1			2	7	7	5	5	1	3	1	1	2
358	332	36	DRUG ABUSE			5	4	12	15	24	28	25	30	24	24	17	72	46	21	5	5			1	
			GAMBLING																						
7	7		FAMILY OFFENSE									1		1			2		2					1	
909	891	18	DUII					6	12	27	32	33	35	25	32	17	167	139	101	82	67	33	48	25	28
338	215	123	LIQUOR LAWS		3	8	12	44	56	75	58	33	15	3	6	5	10	3	1	1	1	3			1
139	121	18	DISORDERLY CONDUCT	1	1	2	3	4	7	7	5	6	10	9	2	3	26	17	13	7	4	5		4	3
			MANSLAUGHTER																						
302	225	77	ALL OTHER	2	10	15	13	19	18	13	10	10	15	16	19	6	43	33	13	12	13	10	3	2	7
22		22	CURFEW		1	3	4	8	6																
30		30	RUNAWAY		1	17	8	2	2																
2611	2157	454	PART II TOTAL	8	42	87	59	121	137	172	154	132	128	98	101	76	388	283	189	131	104	66	54	37	44
3840	2902	938	TOTAL ARRESTS	15	114	215	137	224	233	241	220	201	176	137	145	101	507	373	253	162	124	79	67	46	68

GILLIAM COUNTY - TOTAL ARRESTS - 1982

TOTAL ARRESTS	ADULT ARRESTS	JUVE-NILE ARRESTS	OFFENSE	10 and Under	11 to 12	13 to 14	15	16	17	18	19	20	21	22	23	24	25 to 29	30 to 34	35 to 39	40 to 44	45 to 49	50 to 54	55 to 59	60 to 64	65 and Over
			MURDER																						
			FORCIBLE RAPE																						
2	2		ROBBERY														1	1							
2	1	1	AGGRAV. ASSAULT						1																
1	1		BURGLARY																		1				
11	6	5	LARCENY			2		1	2	2	2						1								
9	1	8	M.V. THEFT			1	5	2									1								
			ARSON																						
25	11	14	PART I TOTAL			3	5	3	3	2	2						3	2							
1	1		OTHER ASSAULT								1														
			FORG/COUNTERFEIT																						
1	1		FRAUD																		1				
			EMBEZZLEMENT																						
1	1		STOLEN PROPERTY													1									
			VANDALISM																						
1	1		WEAPONS														1								
			PROSTITUTION																						
			SEX OFFENSE																						
8	8		DRUG ABUSE							3	3						1				1				
			GAMBLING																						
			FAMILY OFFENSE																						
26	26		DUII										1	2		1	3	5	4	2	1	1	2		4
10	9	1	LIQUOR LAWS					1		5	3	1													
			DISORDERLY CONDUCT																						
			MANSLAUGHTER																						
32	30	2	ALL OTHER			1		1			1			2			3	5	8	5	6				
			CURFEW																						
			RUNAWAY																						
80	77	3	PART II TOTAL			1		2		8	8	1	1	4	2	1	8	11	12	7	7	1	2		4
105	88	17	TOTAL ARRESTS			4	5	5	3	10	10	1	1	6	2	1	11	13	12	7	7	1	2		4

GRANT COUNTY - TOTAL ARRESTS - 1982

TOTAL ARRESTS	ADULT ARRESTS	JUVE-NILE ARRESTS	OFFENSE	10 and Under	11 to 12	13 to 14	15	16	17	18	19	20	21	22	23	24	25 to 29	30 to 34	35 to 39	40 to 44	45 to 49	50 to 54	55 to 59	60 to 64	65 and Over
4	4		MURDER															2	1					1	
1	1		FORCIBLE RAPE																1						
			ROBBERY																						
18	18		AGGRAV. ASSAULT							1		2	2		2			4	1		2	1	1		2
14	10	4	BURGLARY			2		1	1	1		4	1		1						3				
13	11	2	LARCENY		1			1			3			2		2	1		1		1		1		
3	3		M.V. THEFT									1					1		1						
			ARSON																						
53	47	6	PART I TOTAL		1	2		2	1	2	3	5	3	4	1	4	2	6	4	1	6	1	2	1	2
20	19	1	OTHER ASSAULT						1		1		2	1	2	1	3	1	2	2	4				
2	1	1	FORG/COUNTERFEIT				1			1															
2	2		FRAUD																1	1					
			EMBEZZLEMENT																						
			STOLEN PROPERTY																						
19	11	8	VANDALISM		4	2			2	1	2	3					3	1	1						
3	3		WEAPONS							1								1	1						
			PROSTITUTION																						
7	7		SEX OFFENSE								1	1							2		2	1			
15	15		DRUG ABUSE							2	4	3					2	4							
			GAMBLING																						
1	1		FAMILY OFFENSE											1											
51	49	2	DUII						2	1	3	1	3	2	5	4	7	6	3	4	4	2	1	1	2
38	21	17	LIQUOR LAWS			1	5	7	4	7	5	4	1			2	1		1						
9	9		DISORDERLY CONDUCT										1			2	4		1				1		
			MANSLAUGHTER																						
8	8		ALL OTHER							1	1					1		1	1		2		1		
5		5	CURFEW				2	2	1																
3		3	RUNAWAY			1		2																	
183	146	37	PART II TOTAL		4	4	8	11	10	14	17	12	7	4	7	10	20	14	13	7	12	3	3	1	2
236	193	43	TOTAL ARRESTS		5	6	8	13	11	16	20	17	10	8	8	14	22	20	17	8	18	4	5	2	4

HARNEY COUNTY - TOTAL ARRESTS - 1982

TOTAL ARRESTS	ADULT ARRESTS	JUVE-NILE ARRESTS	OFFENSE	10 and Under	11 to 12	13 to 14	15	16	17	18	19	20	21	22	23	24	25 to 29	30 to 34	35 to 39	40 to 44	45 to 49	50 to 54	55 to 59	60 to 64	65 and Over
			MURDER																						
			FORCIBLE RAPE																						
			ROBBERY																						
9	7	2	AGGRAV. ASSAULT		2											2	1	1	2	1					
13	1	12	BURGLARY		3	4	1		4			1													
34	28	6	LARCENY					3	3	1	2	1	2	1	1	4	5		1	4	4	1	1		
6	3	3	M.V. THEFT				1	1	1		1			1		1									
			ARSON																						
62	39	23	PART I TOTAL		5	4	2	4	8	1	3	2	2	2	1	7	6	1	3	5	4	1	1		
11	11		OTHER ASSAULT							2	1					1	1	4		1					1
6	6		FORG/COUNTERFEIT									1							2	2					1
7	7		FRAUD												1	1		3	2						
			EMBEZZLEMENT																						
			STOLEN PROPERTY																						
15	10	5	VANDALISM	2				2	1	2		3	1	2			1		1						
1	1		WEAPONS													1									
			PROSTITUTION																						
3	3		SEX OFFENSE										1	1		1									
16	15	1	DRUG ABUSE					1		1	1	2		3	2	3	2	1							
			GAMBLING																						
1		1	FAMILY OFFENSE					1																	
115	113	2	DUII						2	4	3	3	10	4	2	3	21	14	4	9	12	4	8	2	10
28	21	7	LIQUOR LAWS				1	3	3	9	4	3	1	2	1	1									
29	25	4	DISORDERLY CONDUCT			1	1		2	2	2	1	1			1	7	1	3	1	2	1	1	1	1
			MANSLAUGHTER																						
12	12		ALL OTHER							2		1		2		1	1	1		4					
			CURFEW																						
5		5	RUNAWAY			1	1	2	1																
249	224	25	PART II TOTAL	2		2	3	8	10	22	11	14	13	14	7	6	36	20	15	15	21	5	9	3	13
311	263	48	TOTAL ARRESTS	2	5	6	5	12	18	23	14	16	15	16	8	6	43	26	16	18	26	9	10	4	13

HOOD RIVER COUNTY - TOTAL ARRESTS - 1982

TOTAL ARRESTS	ADULT ARRESTS	JUVE-NILE ARRESTS	OFFENSE	10 and Under	11 to 12	13 to 14	15	16	17	18	19	20	21	22	23	24	25 to 29	30 to 34	35 to 39	40 to 44	45 to 49	50 to 54	55 to 59	60 to 64	65 and Over
1	1		MURDER														1								
			FORCIBLE RAPE																						
3	3		ROBBERY								1	1			1										
37	35	2	AGGRAV. ASSAULT						2		2	1	2	1	2		8	7	4	2	1	3		1	1
22	7	15	BURGLARY			9	2	3	1	3					1	1	2								
114	64	50	LARCENY	4	9	13	4	9	11	12	5	4	8	3	3	4	7	3	4	3			1	1	6
14	3	11	M.V. THEFT		1	1	8		1	1								1	1						
4	2	2	ARSON		2																1	1			
195	115	80	PART I TOTAL	4	12	23	14	12	15	16	8	6	10	4	7	5	18	11	9	5	2	4	1	2	7
17	13	4	OTHER ASSAULT			3	1						2		2		2	1	2		2	1			1
1	1		FORG/COUNTERFEIT															1							
4	3	1	FRAUD						1	1							1				1				
			EMBEZZLEMENT																						
2	2		STOLEN PROPERTY												1	1									
34	24	10	VANDALISM		4	1		1	4	2	2	1	2	3	2		6	2	2	2					
2	2		WEAPONS														1	1							
			PROSTITUTION																						
11	9	2	SEX OFFENSE				1		1	1		3					1	2	1						1
51	42	9	DRUG ABUSE			5	3		1	4	4	5	5	2	4	2	6	7	1	1	1				
4	4		GAMBLING																1			1	1	1	
1	1		FAMILY OFFENSE															1							
291	286	5	DUII					2	3	3	4	10	7	9	11	11	63	61	27	20	21	17	15	5	2
35	22	13	LIQUOR LAWS					5	8	8	4	2	1	4	3										
21	20	1	DISORDERLY CONDUCT					1		2	1	1	2	3	1	2	4	2	1	1					
			MANSLAUGHTER																						
37	29	8	ALL OTHER		1	1	1	1	4	3	7		4		2	1	3	3	4				1	1	
2		2	CURFEW				2																		
10		10	RUNAWAY		1	5	3		1																
523	458	65	PART II TOTAL		6	15	11	10	23	24	22	22	23	21	25	17	88	81	38	25	25	19	17	7	4
718	573	145	TOTAL ARRESTS	4	18	38	25	22	38	40	30	28	33	25	32	22	106	92	47	30	27	23	18	9	11

JACKSON COUNTY - TOTAL ARRESTS - 1982

TOTAL ARRESTS	ADULT ARRESTS	JUVE-NILE ARRESTS	OFFENSE	10 and Under	11 to 12	13 to 14	15	16	17	18	19	20	21	22	23	24	25 to 29	30 to 34	35 to 39	40 to 44	45 to 49	50 to 54	55 to 59	60 to 64	65 and Over
5	3	2	MURDER			1			1				1				1		1						
9	8	1	FORCIBLE RAPE			1					1	1					3			2	1				
40	30	10	ROBBERY			3	4	2	1	2	1	4	5		5		6	4	1	2					
328	276	52	AGGRAV. ASSAULT	1	15	8	10	5	13	8	12	13	12	17	12	6	60	49	41	17	9	7	8	2	3
377	197	180	BURGLARY	1	17	51	44	32	35	33	33	30	15	19	10	8	19	11	12		2	3	1		1
1482	819	663	LARCENY	21	102	188	99	132	121	110	71	55	46	47	29	29	111	88	60	69	31	15	21	14	23
72	44	28	M.V. THEFT		1	6	6	10	5	6	1	4	5	7			11	1	5			3			1
17	9	8	ARSON	1	1	3	2		1	2							2	4		1					
2330	1386	944	PART I TOTAL	24	136	261	165	181	177	161	119	107	84	90	56	43	212	158	119	92	43	28	30	16	28
226	177	49	OTHER ASSAULT	2	4	12	12	5	14	6	7	5	5	4	6	4	37	30	26	19	7	8	6	4	3
48	28	20	FORG/COUNTERFEIT			2	3	10	5	5	4	3			1	2	10	2	1						
240	232	8	FRAUD			1	1	1	5	8	6	9	8	9	4	10	64	42	37	12	9	8	3	1	2
			EMBEZZLEMENT																						
42	23	19	STOLEN PROPERTY		1	3	1	10	4	3	1	3	3	2	1	3	3		1		2				1
276	156	120	VANDALISM	8	16	41	18	19	18	18	21	10	7	11	12	6	30	17	12	4	2	2	2		2
67	48	19	WEAPONS				2	8	9	8	4	2	1	2		2	5	6	8	6	1	2			1
3	3		PROSTITUTION										1				1		1						
54	46	8	SEX OFFENSE		1	1	1	2	3	1	1	5	1		2	5	12	3	4	4	1	2	2	2	1
607	500	107	DRUG ABUSE		2	15	19	35	36	44	37	35	37	28	37	28	97	77	44	15	10	5	3	3	
			GAMBLING																						
19	19		FAMILY OFFENSE													3	8	3	4	1					
1489	1455	34	DUII				1	6	27	36	51	44	83	66	63	61	276	212	151	128	84	69	54	44	33
1137	819	318	LIQUOR LAWS		1	15	38	112	152	211	221	126	50	22	9	9	36	33	22	20	15	12	18	12	3
295	240	55	DISORDERLY CONDUCT	1		17	10	18	9	8	12	6	20	16	19	16	59	36	13	8	7	3	7	6	4
3	3		MANSLAUGHTER										1				1			1					
594	474	120	ALL OTHER	4	16	28	15	21	36	46	55	23	32	30	18	18	74	62	40	25	18	13	8	9	3
235		235	CURFEW		6	61	43	67	58																
164		164	RUNAWAY		8	60	46	36	14																
5499	4223	1276	PART II TOTAL	15	55	256	210	350	390	394	420	272	248	190	172	167	713	523	364	243	156	124	103	82	52
7829	5609	2220	TOTAL ARRESTS	39	191	517	375	531	567	555	539	379	332	280	228	210	925	681	483	335	199	152	133	98	80

JEFFERSON COUNTY - TOTAL ARRESTS - 1982

TOTAL ARRESTS	ADULT ARRESTS	JUVE-NILE ARRESTS	OFFENSE	10 and Under	11 to 12	13 to 14	15	16	17	18	19	20	21	22	23	24	25 to 29	30 to 34	35 to 39	40 to 44	45 to 49	50 to 54	55 to 59	60 to 64	65 and Over
2	2		MURDER													1	1								
			FORCIBLE RAPE																						
			ROBBERY																						
21	20	1	AGGRAV. ASSAULT					1		1		1		3	1	3	4	4	1	2					
24	11	13	BURGLARY		2	1	2	2	6	1	4	3	1	2											
59	44	15	LARCENY	2	3	5	3		2	4	6	2	5	7	1	3	8	4	1	1	1		1		
13	9	4	M.V. THEFT			2	1	1					1	2			1		1	2				2	
3	3		ARSON								1					1				1					
122	89	33	PART I TOTAL	2	5	8	6	4	8	6	11	6	7	14	2	8	14	8	3	6	1		1	2	
5	4	1	OTHER ASSAULT	1						1							1	1						1	
			FORG/COUNTERFEIT																						
7	7		FRAUD									2		1				2	1			1			
			EMBEZZLEMENT																						
			STOLEN PROPERTY																						
27	22	5	VANDALISM	2			1	1	1	1		2	2	3		1	6	3	1	1		2			
3	2	1	WEAPONS				1				1									1					
			PROSTITUTION																						
1	1		SEX OFFENSE																		1				
38	33	5	DRUG ABUSE					4	1	2	4	3	6	3		1	9	2	2		1				
			GAMBLING																						
1	1		FAMILY OFFENSE														1								
159	156	3	DUII					1	2	2	7	8	7	10	9	9	26	22	21	9	9	8	6	1	2
50	31	19	LIQUOR LAWS			2	2	7	8	12	9	5	2				1	1							1
5	5		DISORDERLY CONDUCT							1		1					2	1							
			MANSLAUGHTER																						
47	36	11	ALL OTHER			3	3	1	4	2	7	4	1		1		8	2	2	7	2				
2		2	CURFEW		2																				
3		3	RUNAWAY			2	1																		
348	298	50	PART II TOTAL	3	2	7	8	14	16	21	28	25	18	17	10	11	54	34	27	19	12	11	6	2	3
470	387	83	TOTAL ARRESTS	5	7	15	14	18	24	27	39	31	25	31	12	19	68	42	30	25	13	11	7	4	3

JOSEPHINE COUNTY - TOTAL ARRESTS - 1982

TOTAL ARRESTS	ADULT ARRESTS	JUVE-NILE ARRESTS	OFFENSE	10 and Under	11 to 12	13 to 14	15	16	17	18	19	20	21	22	23	24	25 to 29	30 to 34	35 to 39	40 to 44	45 to 49	50 to 54	55 to 59	60 to 64	65 and Over
2	2		MURDER										1									1			
6	5	1	FORCIBLE RAPE			1											2		1		2				
33	22	11	ROBBERY		1	3		4	3	2	2	5		1			7	2	3						
151	134	17	AGGRAV. ASSAULT			3	2	7	5	6	2	4	7	3	5		33	28	22	11	4	1	3	3	2
154	73	81	BURGLARY		12	25	13	17	14	10	7	10	5	4	4	5	13	6	5	1	2				1
551	324	227	LARCENY	9	36	84	36	26	36	23	25	23	20	6	16	13	73	34	22	8	7	8	11	11	24
36	19	17	M.V. THEFT		2	3	2	1	9	2			3	2			4	3	2	3					
9	2	7	ARSON	3	1	3												1							1
942	581	361	PART I TOTAL	12	52	122	53	55	67	43	36	42	36	16	25	18	132	74	55	23	15	10	14	14	28
66	50	16	OTHER ASSAULT			5	6	3	2	2		3	1	2	2	3	19	5	7	2	1	1	2		
22	20	2	FORG/COUNTERFEIT					1	1		2	1	1			1	8	3	2	2					
62	56	6	FRAUD				2	1	3	2	3	1	1	3	1	3	5	8	19	2	1	3		3	1
			EMBEZZLEMENT																						
9	7	2	STOLEN PROPERTY				1		1	1	1	2				1	2								
127	79	48	VANDALISM	7	16	13	2	7	3	7	12	16	4	2	6	3	11	9	6	1	1		1		
27	26	1	WEAPONS						1		2						5	9	5	2	3				
			PROSTITUTION																						
21	18	3	SEX OFFENSE				2		1	2		2		2			3	2	5	2					
558	516	42	DRUG ABUSE		2	3	8	10	19	48	32	32	23	19	27	27	107	121	40	23	8	6	1		2
			GAMBLING																						
5	3	2	FAMILY OFFENSE				1	1		1							1	1							
757	747	10	DUII					2	8	18	15	20	20	28	33	34	148	137	88	72	42	33	30	22	7
371	231	140	LIQUOR LAWS		1	10	19	39	71	61	58	39	13	9	11	3	19	5	6	1	3	1			2
54	44	10	DISORDERLY CONDUCT			1	2	1	6	5	5	6	2	1		2	8	6	3	3	1	1	1		
			MANSLAUGHTER																						
138	111	27	ALL OTHER		4	5	2	11	5	14	9	10	8	3	4	4	22	18	11	4		1	1		2
122		122	CURFEW		16	37	24	29	16																
132		132	RUNAWAY		14	50	32	21	15																
2471	1908	563	PART II TOTAL	7	53	124	101	126	152	161	139	132	73	69	85	80	358	324	192	114	60	46	36	25	14
3413	2489	924	TOTAL ARRESTS	19	105	246	154	181	219	204	175	174	109	85	110	98	490	398	247	137	75	56	50	39	42

KLAMATH COUNTY - TOTAL ARRESTS - 1982

TOTAL ARRESTS	ADULT ARRESTS	JUVE-NILE ARRESTS	OFFENSE	10 and Under	11 to 12	13 to 14	15	16	17	18	19	20	21	22	23	24	25 to 29	30 to 34	35 to 39	40 to 44	45 to 49	50 to 54	55 to 59	60 to 64	65 and Over
5	4	1	MURDER						1		1						2							1	
4	2	2	FORCIBLE RAPE				2												1		1				
14	12	2	ROBBERY					1	1	3	2		1	1	1		1	3							
251	230	21	AGGRAV. ASSAULT		2	1	3	6	9	9	8	13	9	12	12	12	56	44	19	5	11	12	4	2	2
113	55	58	BURGLARY	8	12	9	13	7	9	5	8	4	5	9	6	2	9	5		2					
533	329	204	LARCENY	8	27	52	34	30	53	39	19	20	15	14	12	10	41	38	25	16	10	20	10	17	23
37	22	15	M.V. THEFT			3	4	3	5	3	4	3	2	1	2		3	1	2					1	
9	4	5	ARSON	1	1	2			1				1			1	1					1			
966	658	308	PART I TOTAL	17	42	67	56	47	79	59	42	40	33	37	33	24	113	92	47	23	22	33	14	21	25
55	44	11	OTHER ASSAULT	1	3	2	4		1	3	2	1	5	2	1	3	6	6	3	4	3	1	3	1	
16	13	3	FORG/COUNTERFEIT				1	1	1	1	1			2	1	1	2		2			1	1		1
37	37		FRAUD							1	1	1	1	3	3	2	10	9	1	4	1				
			EMBEZZLEMENT																						
6	3	3	STOLEN PROPERTY			1			2	1		1						1							
98	58	40	VANDALISM	3	4	9	4	12	8	3	5	8	8	4	3	5	5	7	3	3	1	1		1	1
31	25	6	WEAPONS				1	3	2	3	4	1		1	1		6	1	3	2	1	1			1
1	1		PROSTITUTION											1											
21	14	7	SEX OFFENSE		1	1	2	3								2	4		1	4	3				
170	143	27	DRUG ABUSE			1	9	6	11	13	8	10	15	17	14	5	34	14	4	4	1	1	1		2
6	6		GAMBLING														1				2	2	1		
2	2		FAMILY OFFENSE														1				1				
905	875	30	DUII			1		8	21	33	44	43	54	45	31	25	146	114	95	63	55	59	29	18	21
581	412	169	LIQUOR LAWS			19	19	66	65	106	74	59	20	16	12	8	31	15	14	9	15	10	6	7	10
162	144	18	DISORDERLY CONDUCT			4	2	5	7	10	9	11	15	10	11	10	33	12	8	5	2	2	1	3	2
4	3	1	MANSLAUGHTER					1			1						1				1				
222	180	42	ALL OTHER	1	3	10	7	9	12	17	14	11	13	14	10	6	39	17	10	10	6	6	4	1	2
80		80	CURFEW		2	14	14	27	23																
46		46	RUNAWAY		3	16	15	6	6																
2443	1960	483	PART II TOTAL	5	16	78	78	147	159	191	163	146	131	115	87	67	319	196	144	108	92	84	46	31	40
3409	2618	791	TOTAL ARRESTS	22	58	145	134	194	238	250	205	186	164	152	120	91	432	288	191	131	114	117	60	52	65

LAKE COUNTY - TOTAL ARRESTS - 1982

100

TOTAL ARRESTS	ADULT ARRESTS	JUVE-NILE ARRESTS	OFFENSE	10 and Under	11 to 12	13 to 14	15	16	17	18	19	20	21	22	23	24	25 to 29	30 to 34	35 to 39	40 to 44	45 to 49	50 to 54	55 to 59	60 to 64	65 and Over
1	1		MURDER												1										
			FORCIBLE RAPE																						
			ROBBERY																						
5	5		AGGRAV. ASSAULT							1			1	1		1							1		
7	6	1	BURGLARY			1										1	4	1							
10	10		LARCENY							1	1	2	1	1	1	1	1	1							
3	1	2	M.V. THEFT			1		1				1													
			ARSON																						
26	23	3	PART I TOTAL			2		1		2	1	3	2	2	2	3	5	2					1		
3	3		OTHER ASSAULT									1					1	1							
			FORG/COUNTERFEIT																						
			FRAUD																						
			EMBEZZLEMENT																						
1		1	STOLEN PROPERTY			1																			
3	1	2	VANDALISM						2					1											
5	5		WEAPONS									1					1	2				1			
			PROSTITUTION																						
1	1		SEX OFFENSE											1											
12	12		DRUG ABUSE							1		1	1			2	1	5	1						
			GAMBLING																						
			FAMILY OFFENSE																						
40	40		DUII							1	2	1			1	4	2	4	10	4	1	4	2	4	
31	23	8	LIQUOR LAWS				2	1	5	8	5	5	1	1			2						1		
4	4		DISORDERLY CONDUCT									1	1				1	1							
			MANSLAUGHTER																						
5	3	2	ALL OTHER				1		1				1	1				1							
			CURFEW																						
1		1	RUNAWAY			1																			
106	92	14	PART II TOTAL			1	4	1	8	10	7	10	4	4	3	5	12	10	10	4	1	5	3	4	
132	115	17	TOTAL ARRESTS			3	4	2	8	12	8	13	6	6	5	8	17	12	10	4	1	5	4	4	

LANE COUNTY - TOTAL ARRESTS - 1982

TOTAL ARRESTS	ADULT ARRESTS	JUVE-NILE ARRESTS	OFFENSE	10 and Under	11 to 12	13 to 14	15	16	17	18	19	20	21	22	23	24	25 to 29	30 to 34	35 to 39	40 to 44	45 to 49	50 to 54	55 to 59	60 to 64	65 and Over
10	10		MURDER							1	2	1				2	3	1							
33	21	12	FORCIBLE RAPE	1	1	6	3	1			1		2	2	1	2	4	1	1	5	1				1
82	51	31	ROBBERY		4	7	5	7	8	9	5	6	4		2	1	8	11	1	3		1			
467	405	62	AGGRAV. ASSAULT	1	7	13	14	15	12	13	19	9	18	17	23	16	88	72	55	23	22	15	6	5	4
728	353	375	BURGLARY	9	36	95	77	87	71	70	46	41	29	25	18	9	70	21	15	5	2		2		
2545	1603	942	LARCENY	28	100	300	169	173	172	196	129	108	86	75	67	58	258	191	113	70	62	40	52	39	59
161	74	87	M.V. THEFT		3	23	13	28	20	17	5	8	5	6	6	1	14	3	4	3			1	1	
42	27	15	ARSON	1	4	4	1	4	1	1				3	2	1	2	3	6	4		2	3		
4068	2544	1524	PART I TOTAL	40	155	448	282	315	284	307	207	173	147	127	118	89	447	308	194	109	89	59	61	45	64
241	199	42	OTHER ASSAULT	2	6	14	6	9	5	6	4	11	6	10	7	12	42	42	22	15	8	6	3	4	1
105	83	22	FORG/COUNTERFEIT			4	9	2	7	6	3	8	12	7	5	2	20	10	3	3	4				
182	167	15	FRAUD		2	2	1	2	8	10	2	6	9	5	5	9	32	39	19	14	7	1	2	6	1
			EMBEZZLEMENT																						
105	58	47	STOLEN PROPERTY		3	9	8	10	17	11	3	6	7	6	2	3	11	5	3	1					
352	205	147	VANDALISM	9	27	45	20	26	20	18	21	17	17	9	13	10	34	34	13	7	6	5	1		
134	110	24	WEAPONS		1	6	8	4	5	3	9	7	9	3	5	4	26	16	9	9	4	3		1	2
5	5		PROSTITUTION																	4	1				
122	95	27	SEX OFFENSE	1	4	7	7	4	4	3	2	2	4	2	4	3	14	18	7	20	4	3		6	3
965	976	89	DRUG ABUSE		2	9	15	23	40	69	51	85	64	60	50	54	217	127	67	20	7	1		2	2
5	3	2	GAMBLING				1	1													2				1
17	16	1	FAMILY OFFENSE		1					2			1		1		6	4	2						
1890	1863	27	DUII				8	19		34	45	62	85	75	89	74	354	291	223	142	121	89	69	58	52
1473	1186	287	LIQUOR LAWS		6	19	32	91	139	229	224	178	51	42	27	12	115	120	59	49	26	24	9	16	5
461	417	44	DISORDERLY CONDUCT		2	6	5	8	23	32	25	25	26	29	29	18	80	74	40	12	5	3	5	9	5
2	2		MANSLAUGHTER												1					1					
1580	1442	138	ALL OTHER		14	35	26	29	34	54	66	73	65	98	64	72	327	261	150	92	31	29	28	17	15
263		263	CURFEW	1	10	55	70	62	65																
309		309	RUNAWAY	2	23	106	76	64	38																
8211	6727	1484	PART II TOTAL	15	101	317	283	343	425	477	455	480	356	346	302	273	1278	1041	617	389	226	164	117	119	87
12279	9271	3008	TOTAL ARRESTS	55	256	765	565	658	709	784	662	653	503	473	420	362	1725	1349	811	498	315	223	178	164	151

LINCOLN COUNTY - TOTAL ARRESTS - 1982

TOTAL ARRESTS	ADULT ARRESTS	JUVE-NILE ARRESTS	OFFENSE	10 and Under	11 to 12	13 to 14	15	16	17	18	19	20	21	22	23	24	25 to 29	30 to 34	35 to 39	40 to 44	45 to 49	50 to 54	55 to 59	60 to 64	65 and Over
1	1		MURDER														1								
7	4	3	FORCIBLE RAPE		1			2						1		1	2								
19	9	10	ROBBERY		1	1	1	4	3	1	1		1	2			4								
151	132	19	AGGRAV. ASSAULT		2	3	1	4	9	2	5	8	11	8	7	4	30	25	14	9	3	1	3		2
163	89	74	BURGLARY	1	7	23	10	15	18	17	6	5	8	4	3	4	22	5	6	6		2	1		
337	203	134	LARCENY	4	28	32	16	16	38	30	23	16	24	10	7	5	28	16	11	11	5	5	1	4	7
33	14	19	M. V. THEFT			1	2	8	8	4		1				1	7		1						
4	2	2	ARSON	1					1	1	1														
715	454	261	PART I TOTAL	6	39	60	30	49	77	55	36	30	44	25	17	15	93	47	32	26	8	8	5	4	9
81	71	10	OTHER ASSAULT	1	2	2	3		2	3	3	6	2	1	4	1	10	17	9	5	4	3	2	1	
13	11	2	FORG/COUNTERFEIT					1	1		3				1	1	3	2			1				
29	28	1	FRAUD					1				1		4		1	6	4		8	1	1	2		
1	1		EMBEZZLEMENT																		1				
2	2		STOLEN PROPERTY										2												
120	64	56	VANDALISM	9	6	13	9	7	12	11	7	7	5	1	4	2	13	2	7	3	1		1		
9	6	3	WEAPONS		1	1		1							1		2	2	1						
1	1		PROSTITUTION									1													
16	12	4	SEX OFFENSE			2	2				1	1			2	1	1	1	1	1				2	1
125	108	17	DRUG ABUSE			2	2	5	8	8	11	4	5	6	7	7	24	17	14	2		2	1		
			GAMBLING																						
6	6		FAMILY OFFENSE										1				1	1	2	1					
831	812	19	DUII				4	15		21	22	30	32	39	37	25	122	155	101	53	47	50	33	21	24
142	84	58	LIQUOR LAWS			5	9	15	29	25	22	22	7	2			3	1	1	1					
59	52	7	DISORDERLY CONDUCT				3	1	3	2	5	3	6	4	2		18	5	3	2		1			1
			MANSLAUGHTER																						
122	110	12	ALL OTHER		1		3	5	3	12	6	12	4	6	7	6	23	12	7	4	5	5	1		
9		9	CURFEW			3	5	1																	
52		52	RUNAWAY	1	5	19	12	14	1																
1618	1368	250	PART II TOTAL	11	15	47	48	55	74	82	80	87	64	65	64	43	226	219	146	80	60	62	40	24	26
2333	1822	511	TOTAL ARRESTS	17	54	107	78	104	151	137	116	117	108	90	81	58	319	266	178	106	68	70	45	28	35

LINN COUNTY - TOTAL ARRESTS - 1982

TOTAL ARRESTS	ADULT ARRESTS	JUVE-NILE ARRESTS	OFFENSE	10 and Under	11 to 12	13 to 14	15	16	17	18	19	20	21	22	23	24	25 to 29	30 to 34	35 to 39	40 to 44	45 to 49	50 to 54	55 to 59	60 to 64	65 and Over
3	2	1	MURDER					1			1					1									
9	8	1	FORCIBLE RAPE			1									1	2		3	1				1		
15	13	2	ROBBERY				1	1		1	3	1	2	1		3		1	1						
163	145	18	AGGRAV. ASSAULT		2	6	3	2	5	7	7	9	3	10	10	10	20	25	16	10	11	3	1	2	1
281	123	158	BURGLARY	6	28	41	23	28	32	24	18	12	13	3	14	5	18	6	7	2	1				
858	472	386	LARCENY	27	77	108	43	69	62	77	47	28	24	26	18	17	74	38	34	20	13	16	15	7	18
71	28	43	M.V. THEFT		5	7	5	14	12	3	7	1	1		1		8	4	1	1			1		
12	5	7	ARSON		3		3	1							1		1	1	2						
1412	796	616	PART I TOTAL	33	115	163	78	116	111	112	83	51	43	40	44	33	127	74	64	35	25	19	18	9	19
242	188	54	OTHER ASSAULT	1	11	12	9	9	12	9	10	10	11	17	13	16	34	34	14	9	4	1	4	1	1
43	22	21	FORG/COUNTERFEIT			11	1	6	3	2	1	3	2	2	1	1	5	4	1						
47	47		FRAUD								1	2	2	4	3	3	9	11	2	3	2	2	1	2	
			EMBEZZLEMENT																						
16	13	3	STOLEN PROPERTY					2	1	6		4				1	1	1							
191	83	108	VANDALISM	11	36	21	16	14	10	11	7	4	4	4	6	4	23	7	6	3	1	2	1		
22	16	6	WEAPONS		2			3	1			1	1		1		4	2	3	3				1	
			PROSTITUTION																						
37	28	9	SEX OFFENSE		1	1	3	1	3	3	2	1	1		1	2	7	5	3	1	1				1
266	230	36	DRUG ABUSE		3	5	5	10	13	18	23	19	16	14	15	14	55	33	13	3	4				1
			GAMBLING																						
20	18	2	FAMILY OFFENSE				1		1	1				1		1	9	3	1				1	1	
969	949	20	DUII					8	12	28	40	27	50	47	43	28	155	155	106	86	58	49	27	25	25
373	222	151	LIQUOR LAWS		1	14	20	41	75	79	70	40	12	4	1	3	6			4	1		2		
134	108	26	DISORDERLY CONDUCT		3	7	6	2	8	3	8	8	5	9	7	6	29	12	6	8	1	1	1	1	3
			MANSLAUGHTER																						
470	382	88	ALL OTHER	3	23	27	7	17	11	32	27	29	28	26	21	17	82	40	29	22	11	7	2	5	4
105		105	CURFEW		11	37	16	19	22																
152		152	RUNAWAY		10	62	41	31	8																
3087	2306	781	PART II TOTAL	15	101	197	125	163	180	192	189	148	132	128	112	96	419	307	186	142	83	62	39	36	35
4499	3102	1397	TOTAL ARRESTS	48	216	360	203	279	291	304	272	199	175	168	156	129	546	381	250	177	108	81	57	45	54

MALHEUR COUNTY - TOTAL ARRESTS - 1982

104

TOTAL ARRESTS	ADULT ARRESTS	JUVE-NILE ARRESTS	OFFENSE	10 and Under	11 to 12	13 to 14	15	16	17	18	19	20	21	22	23	24	25 to 29	30 to 34	35 to 39	40 to 44	45 to 49	50 to 54	55 to 59	60 to 64	65 and Over
1	1		MURDER																			1			
1	1		FORCIBLE RAPE									1													
6	6		ROBBERY								1			1		3	1								
49	43	6	AGGRAV. ASSAULT			4	1	1		2	3	2		6	3	1	8	5	3	3		3	4		
30	15	15	BURGLARY		6	2	4	2	1	1		1	1	1	2	1	6	2							
253	158	95	LARCENY	6	23	19	9	24	14	9	11	8	12	4	10	9	24	17	20	12	1	7	7	3	4
17	8	9	M.V. THEFT			2	3	2	2		1	1		2	1		3								
			ARSON																						
357	232	125	PART I TOTAL	6	29	27	17	29	17	12	16	13	13	14	16	11	44	25	23	15	1	11	11	3	4
27	23	4	OTHER ASSAULT				2		2			1		1	1		4	5	6	1		4			
7	4	3	FORG/COUNTERFEIT			1		1	1		1		1	1			1								
28	24	4	FRAUD			1			3	1	1	3	3	1	1	3	1	1	2	3		3	1		
			EMBEZZLEMENT																						
1		1	STOLEN PROPERTY					1																	
39	25	14	VANDALISM		4	4	1		5	1	2	2	3	1	1		4	2	4	1	2	2			
9	7	2	WEAPONS						2		1			1			1	1		1	1	1			
			PROSTITUTION																						
20	19	1	SEX OFFENSE	1						2	1	3		1					4	4	1	3			
73	72	1	DRUG ABUSE					1		4	3		4	1	8	4	21	14	7	4		2			
			GAMBLING																						
4	3	1	FAMILY OFFENSE		1									2			1								
307	302	5	DUII					2	3	9	12	15	11	19	11	14	63	33	32	28	11	15	14	9	6
116	78	38	LIQUOR LAWS			10	4	6	18	40	21	11	3		1				2						
53	43	10	DISORDERLY CONDUCT		1	6	3			2	2	2	2	1	4	2	11	11	3	1		1		1	
			MANSLAUGHTER																						
54	49	5	ALL OTHER			2	1	2			4	2	1		1	3	11	4	10	2	3	2	2	2	2
39		39	CURFEW	1	4	8	7	10	9																
19		19	RUNAWAY		2	4	2	5	6																
796	649	147	PART II TOTAL	2	12	36	20	28	49	59	48	39	28	29	28	26	118	71	70	45	18	33	17	12	8
1153	881	272	TOTAL ARRESTS	8	41	63	37	57	66	71	64	52	41	43	44	37	162	96	93	60	19	44	28	15	12

MARION COUNTY - TOTAL ARRESTS - 1982

TOTAL ARRESTS	ADULT ARRESTS	JUVE-NILE ARRESTS	OFFENSE	10 and Under	11 to 12	13 to 14	15	16	17	18	19	20	21	22	23	24	25 to 29	30 to 34	35 to 39	40 to 44	45 to 49	50 to 54	55 to 59	60 to 64	65 and Over
7	7		MURDER										1	1			2	2				1			
30	24	6	FORCIBLE RAPE	2		2	2				2	1	1		2	1	4	5	4		3	1			
129	111	18	ROBBERY		1	3	2	7	5	10	8	7	13	8	9	7	24	17	5	2		1			
975	877	98	AGGRAV. ASSAULT		10	18	17	32	21	34	28	42	33	46	51	56	188	133	117	55	37	29	15	2	11
654	344	310	BURGLARY	2	45	68	64	62	69	70	36	39	34	28	15	14	52	31	12	9		4			
2780	1810	970	LARCENY	53	183	233	173	157	171	180	129	113	100	86	81	82	284	229	131	87	73	59	74	48	54
162	94	68	M.V. THEFT	1		18	21	14	14	15	13	7	8	3	5	5	16	11	5	2		1	2		1
42	24	18	ARSON		3	5	6	2	2	2	3		1	1		2	3	8	1	2	1				
4779	3291	1488	PART I TOTAL	58	242	347	285	274	282	311	219	209	191	173	163	167	573	436	275	157	114	96	91	50	66
396	310	59	OTHER ASSAULT	1	6	9	15	14	14	16	17	21	16	19	22	12	55	47	35	14	13	9	7	2	5
114	99	15	FORG/COUNTERFEIT		1	1	5	2	6	7	4	10	7	8	8	5	15	22	10	2				1	
171	158	13	FRAUD			2	4	3	4	10	13	17	7	6	5	8	23	20	20	9	7	3	2	6	2
			EMBEZZLEMENT																						
130	48	32	STOLEN PROPERTY		2	8	5	7	10	7	14	7	7	6	5	10	14	14	9	2	2	1			
444	253	191	VANDALISM	13	26	49	40	31	32	39	19	24	17	19	7	9	40	38	17	8	5	5	1	1	4
122	106	16	WEAPONS		1	3	3	4	5	7	5	8	2	3	8	9	17	18	10	7	7	1	2		2
1	1		PROSTITUTION																		1				
130	110	20	SEX OFFENSE		4	6	3	3	4	4	5	14	5	5	4	4	17	13	12	6	8	3	7	1	2
590	496	94	DRUG ABUSE	1	2	25	12	27	27	46	51	44	44	29	48	34	102	59	23	13	3				
1	1		GAMBLING																			1			
32	26	6	FAMILY OFFENSE			2	4							2	1	2	6	8	3	4					
2148	2118	30	DUII				1	7	22	63	59	73	103	106	89	90	418	331	237	202	100	86	82	40	39
766	539	227	LIQUOR LAWS			6	40	83	98	109	107	69	26	25	20	20	48	35	19	24	9	14	4	8	2
350	303	47	DISORDERLY CONDUCT	1	2	11	8	12	13	25	14	28	12	22	19	15	61	43	23	12	7	10	5	3	4
4	4		MANSLAUGHTER								1					1	1								1
1313	1050	263	ALL OTHER	6	24	36	37	67	93	114	86	87	85	75	45	43	134	132	70	42	24	23	14	10	14
154		154	CURFEW		5	36	31	41	41																
262		262	RUNAWAY	4	23	92	59	55	29																
7101	5672	1429	PART II TOTAL	26	96	286	267	356	398	447	397	402	331	325	281	262	1001	780	488	345	186	156	124	72	75
11880	8963	2917	TOTAL ARRESTS	84	338	633	552	630	680	758	616	611	522	498	444	429	1574	1216	763	502	300	252	215	122	141

MORROW COUNTY - TOTAL ARRESTS - 1982

TOTAL ARRESTS	ADULT ARRESTS	JUVE-NILE ARRESTS	OFFENSE	10 and Under	11 to 12	13 to 14	15	16	17	18	19	20	21	22	23	24	25 to 29	30 to 34	35 to 39	40 to 44	45 to 49	50 to 54	55 to 59	60 to 64	65 and Over
			MURDER																						
			FORCIBLE RAPE																						
			ROBBERY																						
27	25	2	AGGRAV. ASSAULT		1	1							1	1	1	4	6	3	5	1	1	1			1
16	9	7	BURGLARY			1	4		2	6	1	2													
30	19	11	LARCENY		1	4		4	2	4	4	3	1	1		3	2	1							
4	3	1	M.V. THEFT						1						2	1									
5		5	ARSON		3	2																			
82	56	26	PART I TOTAL		5	8	4	4	5	10	5	5	1	2	1	3	8	8	4	5	1	1	1		1
12	11	1	OTHER ASSAULT			1							1		1		2	1	2		2	2			
2	1	1	FORG/COUNTERFEIT					1				1													
7	7		FRAUD										1			4						1			
			EMBEZZLEMENT																						
			STOLEN PROPERTY																						
18	8	10	VANDALISM		3	2		4	1						2	2	2	1			1				
2	2		WEAPONS											1	1										
			PROSTITUTION																						
5	4	1	SEX OFFENSE		1									1	1	1	1								
19	19		DRUG ABUSE							2	1	2	1	3	1	3	1	2	1		1		1		
			GAMBLING																						
2	2		FAMILY OFFENSE																1	1					
46	46		DUII							1	2	1	1	1		1	5	11	4	2	6		3	5	3
29	21	8	LIQUOR LAWS			1	1	2	4	7	5	5	2	1				1							
9	9		DISORDERLY CONDUCT										1									1			
1	1		MANSLAUGHTER											1											
22	18	4	ALL OTHER			1	1	1	1		1	1				1	10	2	2		1				
			CURFEW																						
1		1	RUNAWAY				1																		
175	149	26	PART II TOTAL		4	5	3	8	6	10	9	10	7	7	6	11	27	19	13	3	11	4	4	5	3
257	205	52	TOTAL ARRESTS		9	13	7	12	11	20	14	15	8	9	7	14	35	27	17	8	12	5	5	5	4

MULTNOMAH COUNTY - TOTAL ARRESTS - 1982

TOTAL ARRESTS	ADULT ARRESTS	JUVE-NILE ARRESTS	OFFENSE	10 and Under	11 to 12	13 to 14	15	16	17	18	19	20	21	22	23	24	25 to 29	30 to 34	35 to 39	40 to 44	45 to 49	50 to 54	55 to 59	60 to 64	65 and Over
38	36	2	MURDER					1	1	2	1	1	1	3	2	2	9	7	4	2				1	1
154	134	20	FORCIBLE RAPE		1	9	4	1	5	5	11	10	7	9	8	8	29	19	10	7	3	3	1	1	3
605	460	145	ROBBERY		4	21	27	53	40	41	39	39	31	26	21	23	92	66	44	25	4	4	4		1
1516	1374	142	AGGRAV. ASSAULT	2	15	46	24	27	28	39	56	50	67	70	62	70	349	232	148	84	53	33	35	11	15
1334	765	569	BURGLARY	16	56	164	92	125	116	125	103	71	60	53	33	37	136	80	31	16	5	6	4		5
6203	4602	1601	LARCENY	57	219	431	275	320	299	355	336	224	250	231	200	208	915	674	407	229	154	162	118	68	71
319	175	144	M.V. THEFT		7	28	31	50	28	34	17	18	24	16	9	6	16	18	8	7	1	1			
80	29	51	ARSON	10	12	14	11	2	2	3	2		2		2	2	4	3	3	2		3	3		
10249	7575	2674	PART I TOTAL	85	314	713	464	579	519	604	565	413	442	408	337	356	1550	1099	655	372	220	212	165	81	96
2114	1862	252	OTHER ASSAULT		24	66	43	58	61	60	64	65	105	97	102	95	452	309	189	108	113	48	26	17	12
324	280	44	FORG/COUNTERFEIT		1	4	7	12	20	12	19	34	17	21	9	11	58	51	25	9	6	2	6		
222	209	13	FRAUD			4		2	7	11	10	9	9	12	14	6	41	43	22	13	3	7	2		7
			EMBEZZLEMENT																						
85	49	36	STOLEN PROPERTY		5	15	3	8	5	4	2	5	3	2	1	2	13	7	4	4	1	1			
899	585	314	VANDALISM	15	68	73	50	66	42	40	43	36	36	32	37	31	120	104	44	24	18	6	8	4	2
516	461	55	WEAPONS	1	4	19	10	5	16	24	29	29	23	24	22	26	82	74	42	30	19	17	10	6	4
1406	1345	61	PROSTITUTION			5	10	22	24	147	143	132	160	112	95	74	209	102	78	43	18	18	7	4	3
465	411	54	SEX OFFENSE		7	16	13	10	8	6	11	21	16	14	26	3	65	85	54	36	29	19	16	4	6
1618	1485	133	DRUG ABUSE			16	20	45	52	117	113	101	114	107	94	74	338	231	94	41	32	19	4	1	5
32	32		GAMBLING								1						3	7	1	3	6	3	2	3	3
21	20	1	FAMILY OFFENSE						1		1	1		3	1	1	5	5	1				2		
4945	4912	33	DUII				1	7	25	54	104	116	191	180	194	197	919	751	560	486	324	294	232	168	142
2142	1876	266	LIQUOR LAWS	1	2	34	37	81	111	144	128	126	43	57	29	25	181	219	204	162	188	163	82	72	53
382	334	48	DISORDERLY CONDUCT		5	11	5	10	17	14	22	15	27	23	22	16	76	44	30	16	3	9	12	2	3
3	3		MANSLAUGHTER											1			1	1							
1270	1052	218	ALL OTHER	1	22	56	33	58	48	76	87	56	70	44	71	41	206	165	91	47	41	22	20	7	8
434		434	CURFEW	1	26	109	92	108	98																
1359		1359	RUNAWAY	4	172	491	304	267	121																
18237	14916	3321	PART II TOTAL	23	336	919	628	758	656	709	777	746	814	729	717	602	2769	2198	1439	1022	801	628	429	288	248
28486	22491	5995	TOTAL ARRESTS	108	650	1632	1092	1338	1175	1313	1342	1159	1256	1137	1054	958	4319	3297	2094	1394	1021	840	594	369	344

POLK COUNTY - TOTAL ARRESTS - 1982

TOTAL ARRESTS	ADULT ARRESTS	JUVE-NILE ARRESTS	OFFENSE	10 and Under	11 to 12	13 to 14	15	16	17	18	19	20	21	22	23	24	25 to 29	30 to 34	35 to 39	40 to 44	45 to 49	50 to 54	55 to 59	60 to 64	65 and Over
2	1	1	MURDER					1										1							
3	1	2	FORCIBLE RAPE						2	1															
10	10		ROBBERY							1	1	1	3	1		1						1			1
105	93	12	AGGRAV. ASSAULT		2	2	4	2	2	3	6	4	7	3	2	10	16	20	13	4	2	3			
114	44	70	BURGLARY	3	12	15	4	16	20	14	4	3	12	3	1		4	3							
217	94	123	LARCENY	18	33	31	14	8	19	13	19	5	5	7	4	1	18	6	3	5	4	2			2
26	12	14	M.V. THEFT			7	4	3			2	1	1	1	1		2		2	1			1		
6	1	5	ARSON	2		3											1								
483	256	227	PART I TOTAL	23	47	58	26	30	43	32	32	14	28	15	8	12	41	29	19	10	6	6	1		3
44	26	18	OTHER ASSAULT		2	4	4	4	4	1	2	1	2	2	1	1	2	5	4	3	1	1			
10	8	2	FORG/COUNTERFEIT						2	1	1	1		2				2		1					
73	73		FRAUD								1	1	1	8	4	2	17	10	12	7	1		2	2	5
			EMBEZZLEMENT																						
7	6	1	STOLEN PROPERTY				1			2		3					1								
85	41	44	VANDALISM	1	17	11	8	5	2	4	1	4	1	1	2	2	5	8	5	2		2	2		2
18	13	5	WEAPONS			1		1	3	2	1		2	3			2		3						
			PROSTITUTION																						
15	13	2	SEX OFFENSE					1	1				3		1		2	1	1	2	1	2			
99	81	18	DRUG ABUSE		2	5	3	2	6	13	7	12	14	7	4	4	11	6	3						
			GAMBLING																						
10	9	1	FAMILY OFFENSE						1				1		1		1	1	2				1	2	
346	335	11	DUII				1	1	9	3	9	13	27	15	12	9	65	66	27	23	18	19	11	9	9
170	110	60	LIQUOR LAWS			13	12	16	19	27	28	30	4	2	3	3	5	2	3	1					2
77	65	12	DISORDERLY CONDUCT			2	5	3	2	1	2	6	5	2	4	6	11	14	5	1	3		2	2	1
			MANSLAUGHTER																						
187	143	44	ALL OTHER	1	6	14	8	7	8	11	8	6	12	8	8	5	32	18	11	8	5	3	4	1	3
35		35	CURFEW			9	11	7	8																
44		44	RUNAWAY	1	2	18	10	9	4																
1220	923	297	PART II TOTAL	3	29	77	63	56	69	65	60	77	72	50	40	32	154	133	76	48	29	27	22	18	20
1703	1179	524	TOTAL ARRESTS	26	76	135	89	86	112	97	92	91	100	65	48	44	195	162	95	58	35	33	23	19	23

SHERMAN COUNTY - TOTAL ARRESTS - 1982

TOTAL ARRESTS	ADULT ARRESTS	JUVE-NILE ARRESTS	OFFENSE	10 and Under	11 to 12	13 to 14	15	16	17	18	19	20	21	22	23	24	25 to 29	30 to 34	35 to 39	40 to 44	45 to 49	50 to 54	55 to 59	60 to 64	65 and Over
			MURDER																						
			FORCIBLE RAPE																						
1	1		ROBBERY														1								
3	3		AGGRAV. ASSAULT														2			1					
4	1	3	BURGLARY				2	1									1								
8	6	2	LARCENY						2	1				1	2				2						
5	2	3	M.V. THEFT			1	1		1	1					1										
1	1	1	ARSON																				1		
22	14	8	PART I TOTAL			1	3	1	3	2				1	3		4		2	1		1			
2	2		OTHER ASSAULT													1			1						
1	1		FORG/COUNTERFEIT										1												
			FRAUD																						
			EMBEZZLEMENT																						
			STOLEN PROPERTY																						
2	2		VANDALISM														2								
1	1		WEAPONS															1							
			PROSTITUTION																						
			SEX OFFENSE																						
7	7		DRUG ABUSE								1			2	2	2									
			GAMBLING																						
1	1		FAMILY OFFENSE																				1		
40	38	2	DUII				1	1		1		1	1			8	7	5	4	3	3	1	2	2	
1		1	LIQUOR LAWS						1																
			DISORDERLY CONDUCT																						
			MANSLAUGHTER																						
16	13	3	ALL OTHER			2			1	1					1	5		1	2	2	1				
			CURFEW																						
			RUNAWAY																						
71	65	6	PART II TOTAL			2	1	1	2		3		2	3	1	3	17	8	7	6	6	4	1	2	2
93	79	14	TOTAL ARRESTS			3	4	2	5	2	3		2	4	4	3	21	8	9	7	6	5	1	2	2

TILLAMOOK COUNTY - TOTAL ARRESTS - 1982

TOTAL ARRESTS	ADULT ARRESTS	JUVE-NILE ARRESTS	OFFENSE	10 and Under	11 to 12	13 to 14	15	16	17	18	19	20	21	22	23	24	25 to 29	30 to 34	35 to 39	40 to 44	45 to 49	50 to 54	55 to 59	60 to 64	65 and Over
			MURDER																						
1	1		FORCIBLE RAPE												1										
2	2		ROBBERY										1						1						
32	29	3	AGGRAV. ASSAULT			2			1	5	1	1	2		1		7	2		4		4	1	1	
74	41	33	BURGLARY			9	10	8	6	6	1	10	7	5	3		5	1	2			1			
133	87	46	LARCENY	3	6	5	13	5	14	7	8	12	13	5	4	3	10	12	4	1	1	3	1	3	
22	14	8	M.V. THEFT	1	3		1	2	1	4	3	1	2	2			1			1					
4	2	2	ARSON		2								1						1						
268	176	92	PART I TOTAL	4	11	16	24	15	22	22	13	24	26	12	9	3	23	15	8	6	1	8	2	4	
23	19	4	OTHER ASSAULT	1		2		1		2		1	1			1	6	1	4	1		2			
9	7	2	FORG/COUNTERFEIT				1		1	1							2		1		1	1		1	
6	5	1	FRAUD			1				2							1	1		1					
			EMBEZZLEMENT																						
			STOLEN PROPERTY																						
50	15	35	VANDALISM	2	6	6	6	6	9	1	1		3	1	1	1	5		1						1
5	5		WEAPONS								1		1	1			1		1						
			PROSTITUTION																						
16	14	2	SEX OFFENSE				1		1		1		1	1	1	1	1	2	3	1		1	1		
140	130	10	DRUG ABUSE			1		4	5	15	8	4	17	8	7	8	33	20	5	4	1				
			GAMBLING																						
			FAMILY OFFENSE																						
428	423	5	DUII					3	2	13	15	12	11	16	11	15	67	75	33	41	21	27	25	24	17
459	314	145	LIQUOR LAWS			6	18	49	72	119	80	65	20	9	5	3	11		1			1			
17	17		DISORDERLY CONDUCT							1	1		1		2	1	3	2	2		1	2	1		
1	1		MANSLAUGHTER																1						
81	64	17	ALL OTHER				6	5	6	7	2	1	5	6	1	2	19	12	2		4	1	1	1	
3		3	CURFEW				1	1	1																
11		11	RUNAWAY			6	2	2	1																
1249	1014	235	PART II TOTAL	3	6	22	35	71	98	161	109	83	60	42	28	32	149	114	53	48	28	35	28	25	19
1517	1190	327	TOTAL ARRESTS	7	17	38	59	86	120	183	122	107	86	54	37	35	172	129	61	54	29	43	30	29	19

110

UMATILLA COUNTY - TOTAL ARRESTS - 1982

TOTAL ARRESTS	ADULT ARRESTS	JUVE-NILE ARRESTS	OFFENSE	10 and Under	11 to 12	13 to 14	15	16	17	18	19	20	21	22	23	24	25 to 29	30 to 34	35 to 39	40 to 44	45 to 49	50 to 54	55 to 59	60 to 64	65 and Over
3	3		MURDER							1				1			1								
8	7	1	FORCIBLE RAPE				1						1					2	3	1					
4	3	1	ROBBERY						1		1		1				1								
190	171	19	AGGRAV. ASSAULT	1	2	3	3	4	6	7	5	9	3	7	12	10	48	26	14	16	4	6	1	2	1
148	65	83	BURGLARY	2	7	17	20	21	16	13	8	13	4	5	4	2	10	5			1				
480	268	212	LARCENY	16	33	57	34	36	36	43	36	17	17	10	10	11	45	25	15	10	8	7	7	2	5
29	17	12	M.V. THEFT			2	6	2	2	2	1		3	2			7			1		1			
6	3	3	ARSON	2		1										1	1	1							
868	537	331	PART I TOTAL	21	42	80	64	63	61	66	51	39	29	25	26	24	113	59	32	28	13	14	8	4	6
92	80	12	OTHER ASSAULT	1	2	1	3	2	3	6	3	4	4	9	2	2	21	10	7	3	3	2	3	1	
49	36	13	FORG/COUNTERFEIT			3		3	7	7	8	2	3	1	1	1	6	4	1	1		1			
32	28	4	FRAUD						4	1	2	2	1	2	2		6	1		6	1	3			1
			EMBEZZLEMENT																						
23	11	12	STOLEN PROPERTY			6	1	2	3	2	2	3				1	3								
112	56	56	VANDALISM	11	11	13	5	7	9	5	7	3	4	6	6	3	8	6	6	1					1
24	21	3	WEAPONS					2	1	2		1		1			3	8	4	1					1
1		1	PROSTITUTION						1																
30	26	4	SEX OFFENSE			1	3			1	1	1				1	6	8	1	4	1			1	1
177	135	42	DRUG ABUSE			11	9	12	10	12	11	11	15	15	5	7	38	14	3	4					
			GAMBLING																						
3	3		FAMILY OFFENSE								1							1			1				
1092	1067	25	DUII				1	10	14	23	37	43	45	52	45	45	209	157	103	84	70	69	33	32	20
515	280	235	LIQUOR LAWS		3	14	22	73	123	75	100	49	10	11	4	5	13	3	3	4		1			2
89	69	20	DISORDERLY CONDUCT		2	12	1	1	4	5	3	3	6	4	4	3	15	9	4	5	6		1		1
			MANSLAUGHTER																						
357	308	49	ALL OTHER	8	1	9	6	6	19	15	23	14	12	18	13	17	52	48	32	15	21	11	10	2	5
102		102	CURFEW		3	19	14	25	41																
69		69	RUNAWAY	1	4	7	27	21	9																
2767	2120	647	PART II TOTAL	21	26	96	92	164	248	154	198	136	100	119	82	85	380	269	164	128	103	87	47	38	30
3635	2657	978	TOTAL ARRESTS	42	68	176	156	227	309	220	249	175	129	144	108	109	493	328	196	156	116	101	55	42	36

UNION COUNTY - TOTAL ARRESTS - 1982

TOTAL ARRESTS	ADULT ARRESTS	JUVE-NILE ARRESTS	OFFENSE	10 and Under	11 to 12	13 to 14	15	16	17	18	19	20	21	22	23	24	25 to 29	30 to 34	35 to 39	40 to 44	45 to 49	50 to 54	55 to 59	60 to 64	65 and Over	
1	1		MURDER														1									
3	3		FORCIBLE RAPE								1							1			1					
14	12	2	ROBBERY						2		2		1			1	5	1	1	1						
40	37	3	AGGRAV. ASSAULT			3				1	1	1	1	3	2	2	9	7	3	2	3				2	
36	21	15	BURGLARY	2	1	2		6	4	1	4	8	1	4	2		1									
157	76	81	LARCENY	2	13	21	10	18	17	9	13	10	3	5	5	1	10	3	7	2	2	2	1	1	2	
21	11	10	M.V. THEFT				1	4	5	2		2	2	3			2									
8	6	2	ARSON		1	1												1		1	2	2				
280	167	113	PART I TOTAL	4	15	27	11	28	28	13	21	21	8	15	9	4	28	13	11	6	8	4	1	1	4	
22	20	2	OTHER ASSAULT						2				1		1	2	8	4		1	1	1			1	
10	5	5	FORG/COUNTERFEIT			3		1	1		1					1			2							
12	12		FRAUD									1	2				1	1	3	2	2					
			EMBEZZLEMENT																							
1	1		STOLEN PROPERTY							1																
25	14	11	VANDALISM		3	3	1		4		1	1	2	2			2	2	1	2		1				
4	3	1	WEAPONS				1			1							1		1							
1	1		PROSTITUTION																1							
20	18	2	SEX OFFENSE				1	1			2		1	1			3	7	1		1	1			1	
27	18	9	DRUG ABUSE				2	1	6	6	3	3	2	1			2									
			GAMBLING																							
6	6		FAMILY OFFENSE												2	2				1	1					
174	170	4	DUII					1	3	5	6	8	9	6	8	10	35	22	15	13	11	5	12	4	1	
108	64	44	LIQUOR LAWS			1	2	14	27	29	22	9	1		2		1									
34	28	6	DISORDERLY CONDUCT			2	1	3		1	1	2	4	4	2	1	6	5	1		1					
1	1		MANSLAUGHTER														1									
73	57	16	ALL OTHER		2	2	3	2	7	8	4	6	4	3	2	1	7	8	7	4	2		1			
3		3	CURFEW		2		1																			
18		18	RUNAWAY			8	3	5	2																	
539	418	121	PART II TOTAL		7	19	15	28	52	51	40	30	26	17	16	18	70	52	30	23	17	8	13	5	2	
819	585	234	TOTAL ARRESTS	4	22	46	26	56	80	64	61	51	34	32	25	22	98	65	41	29	25	12	14	6	6	

WALLOWA COUNTY - TOTAL ARRESTS - 1982

TOTAL ARRESTS	ADULT ARRESTS	JUVE-NILE ARRESTS	OFFENSE	10 and Under	11 to 12	13 to 14	15	16	17	18	19	20	21	22	23	24	25 to 29	30 to 34	35 to 39	40 to 44	45 to 49	50 to 54	55 to 59	60 to 64	65 and Over
			MURDER																						
			FORCIBLE RAPE																						
			ROBBERY																						
2	2		AGGRAV. ASSAULT														2								
4	3	1	BURGLARY				1						1				1				1				
18	6	12	LARCENY	2	2	3	3	2		1					1	1	2	1							
3	1	2	M.V. THEFT				1	1									1								
			ARSON																						
27	12	15	PART I TOTAL	2	2	3	5	3		1				1	1	1	6	1			1				
7	6	1	OTHER ASSAULT					1				2		1				2		1					
1	1		FORG/COUNTERFEIT																1						
8	8		FRAUD									1	1	1		2			1						2
			EMBEZZLEMENT																						
1	1		STOLEN PROPERTY												1										
2	1	1	VANDALISM				1											1							
1	1		WEAPONS																	1					
			PROSTITUTION																						
			SEX OFFENSE																						
11	6	5	DRUG ABUSE				1	1	3			1					3	2							
			GAMBLING																						
			FAMILY OFFENSE																						
52	49	3	DUII						3	3	1	1	2	1	2	3	10	3	3	2	3	3	4	7	1
47	25	22	LIQUOR LAWS			2	2	4	14	7	6	9	1	1				1							
5	4	1	DISORDERLY CONDUCT						1		1						2	1							
			MANSLAUGHTER																						
3	2	1	ALL OTHER				1						1								1				
2		2	CURFEW			2																			
3		3	RUNAWAY			2		1																	
143	104	39	PART II TOTAL			6	5	7	21	10	8	14	5	4	3	5	15	10	5	4	4	3	4	7	3
170	116	54	TOTAL ARRESTS	2	2	9	10	10	21	11	8	14	5	5	4	6	21	11	5	4	5	3	4	7	3

WASCO COUNTY - TOTAL ARRESTS - 1982

114

TOTAL ARRESTS	ADULT ARRESTS	JUVE-NILE ARRESTS	OFFENSE	10 and Under	11 to 12	13 to 14	15	16	17	18	19	20	21	22	23	24	25 to 29	30 to 34	35 to 39	40 to 44	45 to 49	50 to 54	55 to 59	60 to 64	65 and Over
1	1		MURDER																1						
			FORCIBLE RAPE																						
4	4		ROBBERY								1		1			1			1						
60	50	10	AGGRAV. ASSAULT		2	4	1		3		1	3	3	4	3	3	9	11	4	3	5	1			
38	26	12	BURGLARY	1	2	1	2		6	5	1	5	3	1	2	1	4	2	2						
195	100	95	LARCENY	15	22	27	11	6	14	11	5	7	9	3	1	3	12	15	12	8	4	6	1	2	1
31	22	9	M.V. THEFT			1	1	5	2	4	4	1	2	4	1	1	1	3			1				
1	1		ARSON														1								
330	204	126	PART I TOTAL	16	26	33	15	11	25	20	12	16	18	12	7	9	27	31	18	13	10	7	1	2	1
76	67	9	OTHER ASSAULT			2	1	3	3	9	1	1	3	5		7	13	10	7	5	2		3		1
5	5		FORG/COUNTERFEIT							1			2				2								
17	17		FRAUD							1			1				2	7	2	1	2		1		
			EMBEZZLEMENT																						
3	1	2	STOLEN PROPERTY			1		1					1												
36	26	10	VANDALISM	3	1		1	2	3		2	1	2	3	1	2	4	3	3	4	1				
12	11	1	WEAPONS		1								1	1	1		2	3	2			1			
			PROSTITUTION																						
16	12	4	SEX OFFENSE		1		2	1				1	1		3	1	1	1	1	1	1				1
86	75	11	DRUG ABUSE			4		1	6	6	6	14	4	7	1	7	18	7	3	2					
			GAMBLING																						
1	1		FAMILY OFFENSE									1													
599	589	10	DUII					2	8	11	17	19	25	24	22	27	120	91	58	44	36	42	29	12	12
96	59	37	LIQUOR LAWS			4	1	10	22	10	23	14	7	1	2		1	1							
55	47	8	DISORDERLY CONDUCT		1	1		1	5	3	2	2	3		1	10	12	4	3	4		2			1
			MANSLAUGHTER																						
128	111	17	ALL OTHER		1	3	7	4	2	1	2	6	5	5	8	11	26	25	3	8	5	4			2
3		3	CURFEW			1	2																		
27		27	RUNAWAY		3	9	4	7	4																
1160	1021	139	PART II TOTAL	3	8	25	18	32	53	42	53	59	55	46	39	65	201	152	82	69	47	49	33	12	17
1490	1225	265	TOTAL ARRESTS	19	34	58	33	43	78	62	65	75	73	58	46	74	228	183	100	82	57	56	34	14	18

WASHINGTON COUNTY - TOTAL ARRESTS - 1982

TOTAL ARRESTS	ADULT ARRESTS	JUVE-NILE ARRESTS	OFFENSE	10 and Under	11 to 12	13 to 14	15	16	17	18	19	20	21	22	23	24	25 to 29	30 to 34	35 to 39	40 to 44	45 to 49	50 to 54	55 to 59	60 to 64	65 and Over
5	5		MURDER								1	1					1			1			1		
19	13	6	FORCIBLE RAPE			1	2	2	1					1		2	2	2	1	5					
51	42	9	ROBBERY		1		3	1	4	3	2	5	3	6	6	1	8	3	3	2					
406	365	41	AGGRAV. ASSAULT		3	12	10	7	9	18	7	15	23	30	21	21	98	54	38	15	9	10	4	2	
323	141	182	BURGLARY	1	34	37	37	45	28	19	25	17	10	10	6	6	27	13	1	4	2		1		
1984	1120	864	LARCENY	27	132	249	143	150	163	126	114	68	66	67	49	47	199	124	78	57	33	27	27	19	19
102	49	53	M.V. THEFT			16	9	10	18	9	8	5	2	4	3	1	12	3	1		1				
12	3	9	ARSON		3	4	1		1									1	1	1					
2902	1738	1164	PART I TOTAL	28	173	319	205	215	224	175	157	111	104	118	85	78	347	200	123	85	45	37	33	21	19
257	211	46	OTHER ASSAULT	2	3	6	13	12	10	15	13	10	13	11	8	10	40	33	25	10	8	6	6		3
63	50	13	FORG/COUNTERFEIT			1	3	3	6	6	4	9	2	4	1		10	9	2	3					
41	36	5	FRAUD					2	3	2	6	4	3	2	1		8	3	2	3	1				1
			EMBEZZLEMENT																						
27	18	9	STOLEN PROPERTY	1		3	4		1	2	2		3		1	2	4	2	2						
244	128	116	VANDALISM	7	23	32	25	16	13	18	18	11	14	6	10	7	21	4	8	5	1		3		2
53	43	10	WEAPONS			3	2	2	3	2	2	3	2	1	2	3	14	7	3	3	1				
4	4		PROSTITUTION								1							1		1					
112	85	27	SEX OFFENSE		4	9	8	5	1	2	3	3	5	1	4	2	16	19	9	6	3	4	5	2	1
553	478	75	DRUG ABUSE		4	4	7	25	35	53	38	32	47	38	29	25	111	62	21	15	3	2	2		
1	1		GAMBLING															1							
9	7	2	FAMILY OFFENSE			1	1								1		2	3				1			
2155	2125	30	DUII				1	8	21	48	51	73	114	104	86	112	459	350	248	178	120	84	58	23	17
1171	781	390	LIQUOR LAWS	1	5	32	49	117	186	304	240	177	19	12	2	4	14	6	2		1				
103	81	22	DISORDERLY CONDUCT		4	2	2	9	5	3	4	5	11	7	5	9	21	8	3	1	1	1	1		1
			MANSLAUGHTER																						
275	190	85	ALL OTHER		15	18	14	23	15	12	16	11	14	8	15	7	36	31	13	7	12	3	1	1	3
82		82	CURFEW		8	36	15	14	9																
175		175	RUNAWAY		17	61	47	29	21																
5325	4238	1087	PART II TOTAL	11	83	208	191	265	329	467	398	338	247	194	165	182	756	539	338	232	151	101	76	27	27
8227	5976	2251	TOTAL ARRESTS	39	256	527	396	480	553	642	555	449	351	312	250	260	1103	739	461	317	196	138	109	48	46

CONTINUED

2 OF 3

WHEELER COUNTY - TOTAL ARRESTS - 1982

TOTAL ARRESTS	ADULT ARRESTS	JUVE-NILE ARRESTS	OFFENSE	10 and Under	11 to 12	13 to 14	15	16	17	18	19	20	21	22	23	24	25 to 29	30 to 34	35 to 39	40 to 44	45 to 49	50 to 54	55 to 59	60 to 64	65 and Over
			MURDER																						
			FORCIBLE RAPE																						
			ROBBERY																						
2	2		AGGRAV. ASSAULT								1								1						
5	4	1	BURGLARY						1	1		1		1		1									
10	10		LARCENY							6				1					2	1					
1	1		M.V. THEFT									1													
			ARSON																						
18	17	1	PART I TOTAL						1	7	1	2		2		1			3	1					
1	1		OTHER ASSAULT															1							
			FORG/COUNTERFEIT																						
			FRAUD																						
			EMBEZZLEMENT																						
			STOLEN PROPERTY																						
			VANDALISM																						
			WEAPONS																						
			PROSTITUTION																						
			SEX OFFENSE																						
7	5	2	DRUG ABUSE			1		1		1	1			1								1	1		
			GAMBLING																						
			FAMILY OFFENSE																						
2	2		DUII																1	1					
16	11	5	LIQUOR LAWS					2	3	7	2	1		1											
3	3		DISORDERLY CONDUCT							1	1						1								
			MANSLAUGHTER																						
10	9	1	ALL OTHER				1							1	1		1	1	1	1	1			1	1
			CURFEW																						
			RUNAWAY																						
39	31	8	PART II TOTAL			1	1	3	3	9	4	1		3	1		2	2	2	2	1	1	1	1	1
57	48	9	TOTAL ARRESTS			1	1	3	4	16	5	3		5	1	1	2	2	5	3	1	1	1	1	1

YAMHILL COUNTY - TOTAL ARRESTS - 1982

TOTAL ARRESTS	ADULT ARRESTS	JUVE-NILE ARRESTS	OFFENSE	10 and Under	11 to 12	13 to 14	15	16	17	18	19	20	21	22	23	24	25 to 29	30 to 34	35 to 39	40 to 44	45 to 49	50 to 54	55 to 59	60 to 64	65 and Over
1	1		MURDER														1								
2	2		FORCIBLE RAPE										1	1											
13	9	4	ROBBERY			1	1	1	1				2	1			4	1			1				
105	90	15	AGGRAV. ASSAULT		4	3	4	3	1		2	4	8	7	4	7	21	15	9	8	2	2			1
101	42	59	BURGLARY	3	15	7	15	13	6	12	3	3	3	2	1	2	8	6	1		1				
434	199	235	LARCENY	4	49	78	41	36	27	18	22	16	10	11	15	6	29	16	10	11	5	5	3	8	14
30	23	7	M.V. THEFT		1	2	1	3		2	2		3	3	4		1	4	2	1	1				
11	3	8	ARSON	4	1	3													1						
679	369	328	PART I TOTAL	11	70	94	62	56	35	32	29	23	27	26	25	15	64	42	23	20	10	7	3	8	15
61	55	6	OTHER ASSAULT	1	2			1	2	5	3	2	4	3		2	7	6	9	7	2	1		1	3
29	23	6	FORG/COUNTERFEIT			1		1	4	3	4	5		1	1	3	3	1		1	1				
19	19		FRAUD							2		3	1	3			1	1	5		1	1	1		
			EMBEZZLEMENT																						
5	3	2	STOLEN PROPERTY				1		1	1			1				1								
83	55	28	VANDALISM	5	6	6	5	3	3	3	7	3	12	3	4	3	10	4	3	1		1			1
24	22	2	WEAPONS				1		1	1	1	1	2	2	2		5	6			2				
			PROSTITUTION																						
15	12	3	SEX OFFENSE			1		2			1			1			2	2	4	2					
92	64	28	DRUG ABUSE			3	1	15	9	6	10	8	8	6	3	4	8	6	2	1	2				
14	14		GAMBLING														1	2	3	2	2	2	1	1	
7	7		FAMILY OFFENSE															2	2	1	2				
590	578	12	DUII				3	9	19	20	22	34	28	27	27	105	86	56	52	37	35	16	8	6	
403	273	130	LIQUOR LAWS		1	4	18	35	72	95	80	61	10	4	3	1	5	7	2		3		2		
87	73	14	DISORDERLY CONDUCT		2	5	1	1	5	9	5	3	9	4	2	5	12	12	3	3	1	3	1	1	
			MANSLAUGHTER																						
118	85	33	ALL OTHER	2	4	8	8	6	5	8	6	7	6	5	4	4	13	11	8	4	4	1	3		1
24		24	CURFEW	1	4	8	3	5	3																
62		62	RUNAWAY	1	4	13	25	15	4																
1633	1283	350	PART II TOTAL	10	23	49	63	87	118	152	137	115	87	60	46	49	173	146	97	74	57	44	24	11	11
2330	1652	678	TOTAL ARRESTS	21	93	143	125	142	153	184	166	138	114	86	71	64	237	188	120	94	67	51	27	19	26

INDEX OFFENSE DEFINITIONS01. Criminal Homicide - Murder and Non-negligent Manslaughter

Definition - The willful (non-negligent) killing of one human being by another.

02. Forcible Rape

Definition - The carnal knowledge of a female forcibly and against her will.

03. Robbery

Definition - The taking or attempting to take anything of value from the care, custody, or control of a person or persons by force or threat of force or violence and/or by putting the victim in fear.

04. Aggravated Assault

Definition - An unlawful attack by one person upon another for the purpose of inflicting severe or aggravated bodily injury. This type of assault usually is accompanied by the use of a weapon or by means likely to produce death or great bodily harm.

05. Burglary - Breaking or Entering

Definition - The unlawful entry of a structure or dwelling with intent to commit a felony or a theft.

06. Larceny - Theft

Definition - The unlawful taking, carrying, leading, or riding away of property from the possession or constructive possession of another.

07. Motor Vehicle Theft

Definition - The theft or attempted theft of a motor vehicle.

09. Arson

Definition - Included are all violations of state laws and municipal ordinances relating to arson and attempted arson.

PART II - OFFENSE DEFINITIONS08. Simple Assaults

Definition - Assaults which are limited to the use of physical force and result in little or no injury to the victim.

10. Forgery and Counterfeiting

Definition - Forgery and counterfeiting are treated as allied offenses. In this class are placed all offenses dealing with the making, altering, uttering or possessing, with intent to defraud, anything false in the semblance of that which is true.

APPENDICES

12. Embezzlement

Definition - Misappropriation or misapplication of money or property entrusted to one's care, custody, or control.

13. Stolen Property; Buying, Receiving, Possessing

Definition - Included in this class are all offenses of buying, receiving, and possessing stolen property, as well as all attempts to commit any of these offenses.

14. Vandalism

Definition - Vandalism consists of the willful or malicious destruction, injury, disfigurement, or defacement of any public or private property.

15. Weapons; Carrying, Possessing, etc.

Definition - This class deals with weapon offenses regulatory in nature.

16. Prostitution and Commercialized Vice

Definition - Included in this class are the sex offenses of a commercialized nature.

17. Sex Offenses

Definition - Covers offenses such as Statutory Rape, Molest, Indecent Exposure, Sodomy and other offenses against common decency, morals and the like. (Does not include Forcible Rape, Prostitution and Commercialized vice.)

18. Narcotic Drug Laws

Definition - Included are all violations of state and local laws, specifically those relating to the unlawful possession, sale, use, growing, manufacturing, and making of narcotic drugs.

19. Gambling

Definition - All offenses which relate to promoting, permitting, or engaging in gambling are included in this category.

20. Offenses Against the Family and Children

Definition - Included here are all offenses of non-support and neglect or abuse of family and children.

21. Driving Under the Influence

Definition - This class is limited to the driving or operating of any vehicle or common carrier while drunk or under the influence of liquor or narcotics.

22. Liquor Laws

Definition - With the exception of "Driving Under the Influence" (Offense No. 21), liquor law violations state or local are placed in this class.

24. Disorderly Conduct

Definition - In this class are placed all offenses of committing a breach of the peace.

012. Manslaughter

Definition - The killing of another person thru gross negligence.
Offenses - Do not include motor vehicle traffic death.
Arrests - Include persons arrested for motor vehicle traffic death.

26. All Other Offenses

Definition - Included in this class are every other state or local offenses, except traffic, not included in offenses 01 thru 24.

28. Curfew and Loitering Laws - Juveniles

Definition - Offenses of local curfew or loitering ordinances where such laws exist.

29. Runaway - Juveniles

STATISTICAL METHODS

CALCULATION OF CRIME RATES

Quite often it is desired to compare the volume of crime occurrence, either totally or by individual offense, over a period of time for a selected group of agencies or jurisdictions. The geographical area being studied will undoubtedly consist of law enforcement agencies of various strengths and serving widely varying sizes of population. An agency equalizing factor must be developed, or in other terms, a common denominator is needed. To arrive at a valid comparison, the concept of rate is utilized.

The crime rate is defined as the number of offenses occurring per 100,000 population over the period of one year. The common denominator for any community, county, district, or state is obtained by dividing the population represented by 100,000. Once this denominator is determined, it becomes a relative constant until such time as the population of the community, county, district, or state changes appreciably. The crime rate can be calculated then by dividing the number of offenses by the denominator.

- a. Population \div 100,000 = common denominator
- b. Number of offenses \div common denominator = crime rate

Example:

Agency A serves a population of 50,000 and experienced a total of 2,500 Index offenses in 1981.

Index Crime Rate -

- a. $\frac{50,000 \text{ (population)}}{100,000} = 0.50 \text{ (common denominator)}$
- b. $\frac{2,500 \text{ (number of offenses)}}{0.50 \text{ (common denominator)}} = 5,000 \text{ (crime rate)}$

Therefore, the Index crime rate for Agency A in 1981 was 5,000 offenses per 100,000 population.

Example:

Agency B serves a population of 128,750 and experienced a total of 13,500 robbery offenses in 1981.

Robbery Rate -

- a. $\frac{128,750}{100,000} = 1.2875$
- b. $\frac{13,500}{1.2875} = 10,485$

The robbery rate for Agency B in 1981 was 10,485 offenses per 100,000 population.

END