



Bureau of Justice Statistics

Executive Summary

December 1996, NCJ-161136

Campus Law Enforcement Agencies, 1995

By Brian A. Reaves
BJS Statistician

During 1995 about three-fourths of the campus law enforcement agencies serving U.S. 4-year colleges and universities with 2,500 or more students employed sworn police officers with general arrest powers granted by a State or local government. The remainder relied on nonsworn security personnel.

As of March 15, 1995, these agencies employed about 20,000 persons full time, including nearly 11,000 full-time sworn officers. Campuses with 15,000 or more students accounted for more than 40% of these employment totals.

This information comes from the 1995 Survey of Campus Law Enforcement Agencies, the largest study of police and security services at institutions of higher education ever conducted.

Other selected findings from the survey include —

- Larger institutions and those under public control were the most likely to use sworn officers. About 98% of the agencies serving a campus of 20,000 or more students used sworn officers, compared to 78% of those serving a campus of 5,000 to 9,999 students

and 54% of those serving a campus of 2,500 to 4,999 students.

- Overall, 93% of the agencies serving public institutions used sworn officers, including all of those serving a campus of 25,000 or more students. Less than half of private institutions (43%) used sworn officers, although nearly three-fourths of those with 10,000 or more students did so.

- Most sworn campus police officers were armed, and 64% of all agencies used armed officers. Over 95% of the agencies serving a campus of 20,000 or more students used armed officers compared to 42% of those serving a campus of 2,500 to 4,999 students.

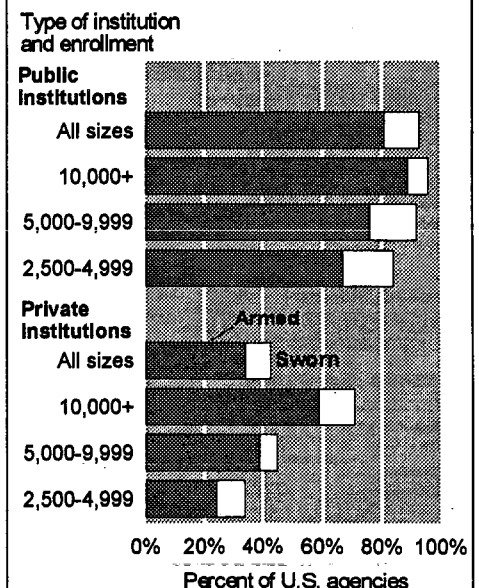
- Overall, 81% of public campuses had armed officers, compared to 34% of private campuses. Among campuses with 10,000 or more students, 89% of the public campuses had armed officers compared to 59% of the private campuses.

- Among all 4-year campuses of 2,500 or more students, about two-thirds of the law enforcement employees worked at public institutions. However, private institutions had nearly twice as many law enforcement employees per 1,000 students (4.5 versus 2.4). Both types of cam-

pus had about 1.5 sworn officers per 1,000 students.

- About a fourth of all campuses used some contract personnel, but just 3% outsourced all law enforcement services. Private security firms (69%) were the most common source of contract personnel, followed by local law enforcement agencies (26%).

Percent of campus law enforcement agencies using sworn or armed officers, 1995



Requirements for new officers

- Nearly all (98%) agencies with sworn personnel conducted background investigations and criminal record checks of applicants for sworn positions. About 80% of the agencies hiring nonsworn security officers used these screening devices.

- Combined field and classroom training requirements for new officers ranged from an average of more than 900 hours on campuses of 20,000 or more students to less than 400 on the smallest campuses. About 4 times as much training was required of sworn as of nonsworn officers.

- About 30% of all agencies required new officers to have some college education, including 11% that required a 2-year degree, and 2% that required a 4-year degree. Nearly half of the agencies serving the largest campuses required some college education of new officers. About a fourth required a degree, including 11% with a 4-year degree requirement.

Expenditures and pay

- For fiscal 1994, average operating expenditures for campus law enforcement agencies ranged from \$4.3 million on campuses with an enrollment of 30,000 or more to \$481,000 on campuses with an enrollment of 2,500 to 4,999.

- Nationwide, campus law enforcement operating expenditures averaged \$109 per student. Consistent with their higher per capita employment, private institutions spent nearly twice as much per student (\$181) as those under public control (\$94).

- By region, per student expenditures by campus law enforcement agencies were highest in the Middle Atlantic (\$179) and New England (\$146) regions and lowest in the Mountain (\$57) region.

- Entry-level salaries for officers started at an average of \$27,200 on the largest campuses compared to about \$18,600 on the smallest. Overall, sworn campus police officers earned an average base starting salary of \$22,435, compared to \$17,906 for nonsworn security officers.

- Chiefs and directors of campus law enforcement agencies started at an average salary of \$45,100, ranging from \$59,400 on campuses with 30,000 or more students to \$37,900 on those with 2,500 to 4,999.

Agency functions

Patrol and response

- All agencies reported they provided routine patrol services. Ninety-six percent provided their campus with 24-hour patrol coverage at all times, including all agencies serving a campus with 10,000 or more students.

- Nearly all agencies used automobile patrol, about three-fourths used officers on foot patrol, and about a third used bicycle patrol. A majority of the agencies serving a campus with 25,000 or more students had bike patrol units.

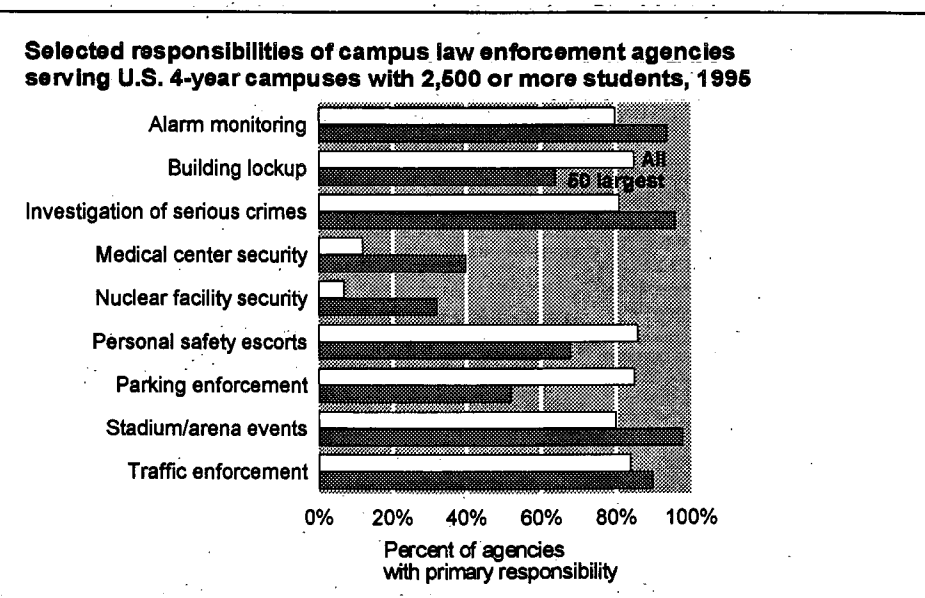
- About two-thirds of all agencies participated in an emergency 911 telephone system, including 96% of the agencies serving a campus with 30,000 or more students.

- About two-fifths of campus 911 systems were enhanced, capable of pinpointing the location of a caller automatically. Nearly two-thirds of the agencies on campuses with an enrollment of 30,000 or more had enhanced 911.

- During 1995, 77% of all agencies equipped their campus with special emergency phones, often called blue light phones, that connect directly with the campus police when picked up. All campuses with 25,000 or more students had such a system.

Criminal investigation and enforcement

- About 3 in 5 agencies had primary responsibility for homicide investigations, and 3 in 4 handled the investigation of other serious violent crimes such as rape, robbery, and assault. About 4 in 5 investigated major property crimes such as burglary and motor vehicle theft. On campuses of 20,000 or more students, nearly



9 in 10 agencies handled homicide investigations, and nearly all, the primary investigation of other serious crimes.

- Eighty-four percent of all agencies had responsibility for the enforcement of drug laws on campus, including over 95% of those serving a campus of 20,000 or more students. Fifteen percent of all agencies participated in a multi-agency drug enforcement task force, and 15% had receipts from a drug asset forfeiture program.

Traffic and parking-related duties

- A large majority of campus law enforcement agencies performed traffic-related duties such as traffic direction and control (89%), accident investigation (88%), and enforcement of traffic laws (84%).

- Eighty-five percent of all agencies were responsible for parking enforcement, and 72% handled parking administration. Agencies serving the smallest campuses were the most likely to have parking-related responsibilities.

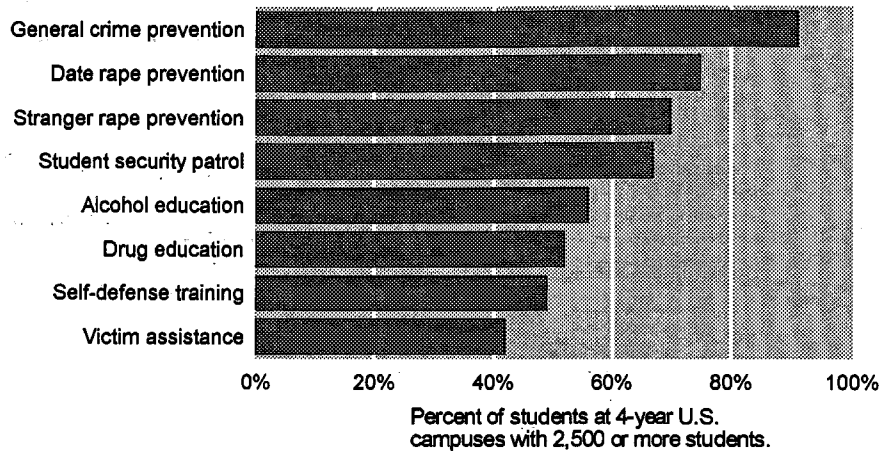
Security for buildings and facilities

- Over 80% of all agencies were responsible for the locking and unlocking of campus buildings. Agencies on the smallest campuses (96%) were twice as likely as those on the largest campuses (48%) to perform this function.

- About 80% of agencies were responsible for central alarm monitoring, including more than 90% of the agencies serving a campus of 10,000 or more students.

- About 8 in 10 agencies handled security for stadium or arena events, including nearly all of those serving a campus with an enrollment of 25,000 or more.

Percent of students attending 4-year campuses served by a law enforcement agency operating selected types of special units or programs



- About an eighth of all agencies provided security for a medical center or hospital located on campus, including about half of the agencies serving a campus with 30,000 or more students.

- Seven percent of campus law enforcement agencies provided security for a nuclear facility, including nearly half of those on campuses with 30,000 or more students (48%).

Special public safety functions

- Campus fire inspection was a responsibility for nearly a third of all agencies, and about a fifth provided emergency fire services. Fire-related duties were most common among agencies serving smaller campuses.

- Other special public safety functions that were performed by more than a fourth of all agencies included emergency medical services (36%), animal control (35%), and search and rescue (29%).

Special programs

- Eighty-five percent of all agencies operated a general crime prevention unit or program designed to educate students and employees on how to reduce their chances of becoming a crime victim. All agencies serving a campus with 25,000 or more students had such a program.

- About two-thirds of all agencies had a program designed specifically toward date rape prevention, and 3 in 5 had one for stranger rape prevention. About 2 in 5 agencies offered a self-defense training program for students and campus employees.

- About half of all agencies operated programs aimed at preventing alcohol and drug abuse on campus, including about two-thirds of the agencies serving a campus with an enrollment of 30,000 or more.

- More than a third of all agencies had a special unit or program for victim assistance. A majority of the agencies serving a campus with 25,000 or more students had this type of program.

Put
first-
class
stamp
here

**Bureau of Justice Statistics Clearinghouse
P.O. Box 179, Dept. BJS
Annapolis Junction MD 20701-0179**

FOLD ALONG THIS LINE

Yes! Send me 1 copy of *Campus Law Enforcement Agencies, 1995* (50 pages), NCJ-161137.

FAX to 410-792-4358, or fold, tape, and mail this page to the address above, with first-class stamp.

Name _____

Address _____

City, State, ZIP _____

Daytime phone number: (_____) _____

FOLD ALONG THIS LINE

**U.S. Department of Justice
Office of Justice Programs
Bureau of Justice Statistics**

Official Business
Penalty for Private Use \$300

**BULK RATE
POSTAGE & FEES PAID
DOJ/BJS
Permit No. G-91**

Washington, DC 20531

**Campus Law
Enforcement
Agencies, 1995**